


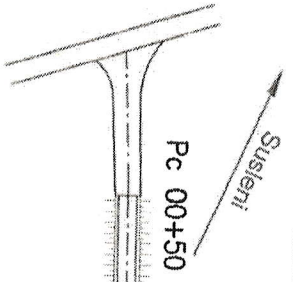


LUCRARI DE ASFALTARE A DRUMULUI DE ACCES SPRE SATUL BULĂIEȘTI PC 25+00 - PC 37+00



Legenda:	Descriere lucrari executate:	Cantitati:
	Suprafata carosabil	7300m ²
	Accese Laterale	488m ²

LUCRARI DE ASFALTARE A DRUMULUI DE ACCES SPRE SATUL BULĂIEȘTI PC 0+50 - PC25+00



Pc 00+50

Podet Pc 6+05



Podet Pc 13+65



Acces Pc 17+12
120 m²



Podet Pc 22+55

Pc 25+00

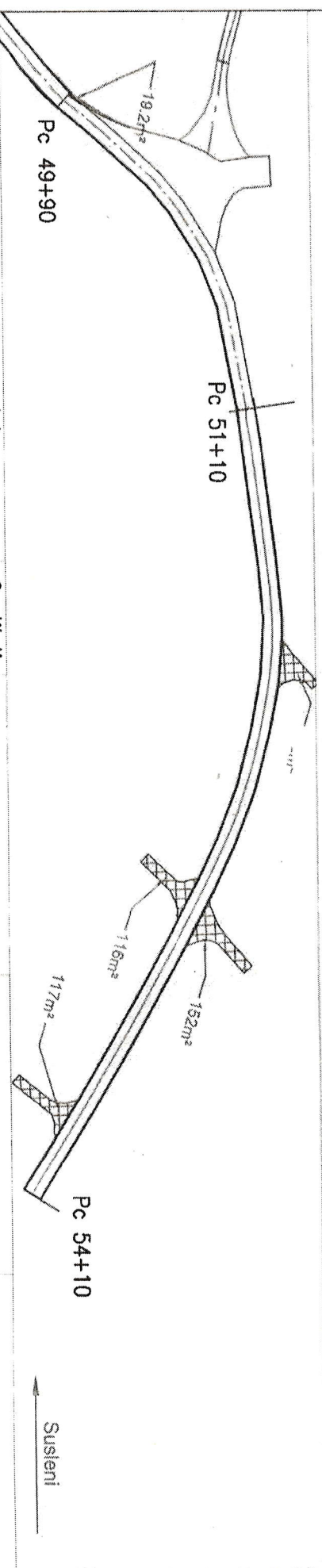
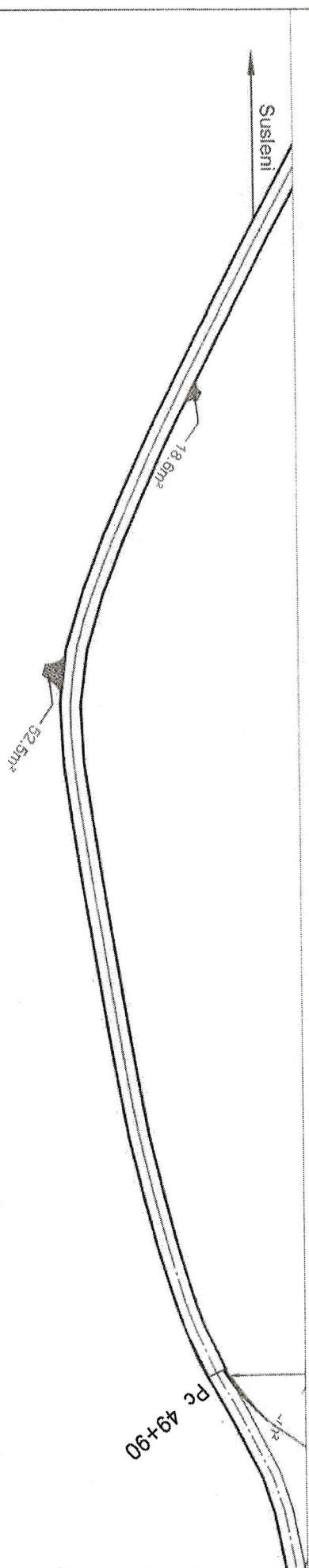
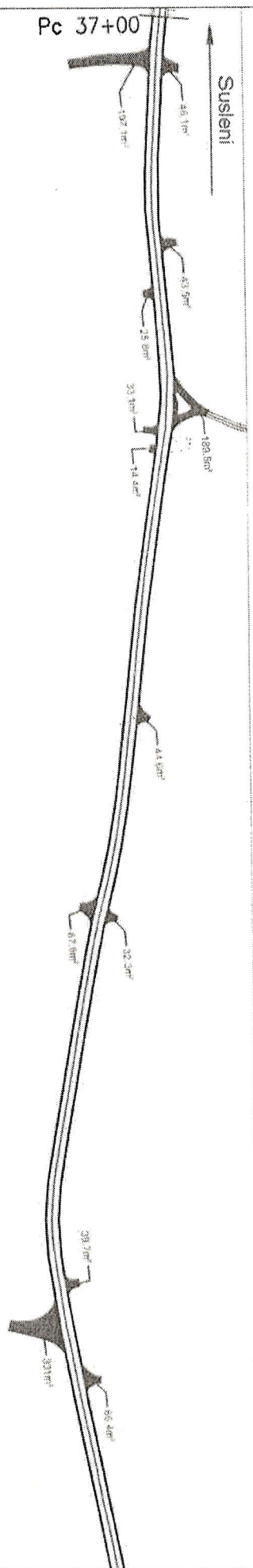


Legenda:

Descriere lucrării executate:
Suprafata carosabil
Accese Laterale

Cantitati:
14700m²
120 m²

LUCRARI DE ASFALTARE A DRUMULUI PRIN SATUL BULAIESTI PC 37+00 - 54+10



Legenda:	Descriere lucrării executate:	Cantități:
Suprafata carosabil		10977m ²
Accese Laterale		1715m ²

