





CABINET





LABORATOR





WC (FEME)





WC (FEME)





WC (BARBATI)







SALA DE DEGUSTARE





SALA DE DEGUSTARE





SALA DE DEGUSTARE





SALA DE DEGUSTARE






SALA DE DEGUSTARE

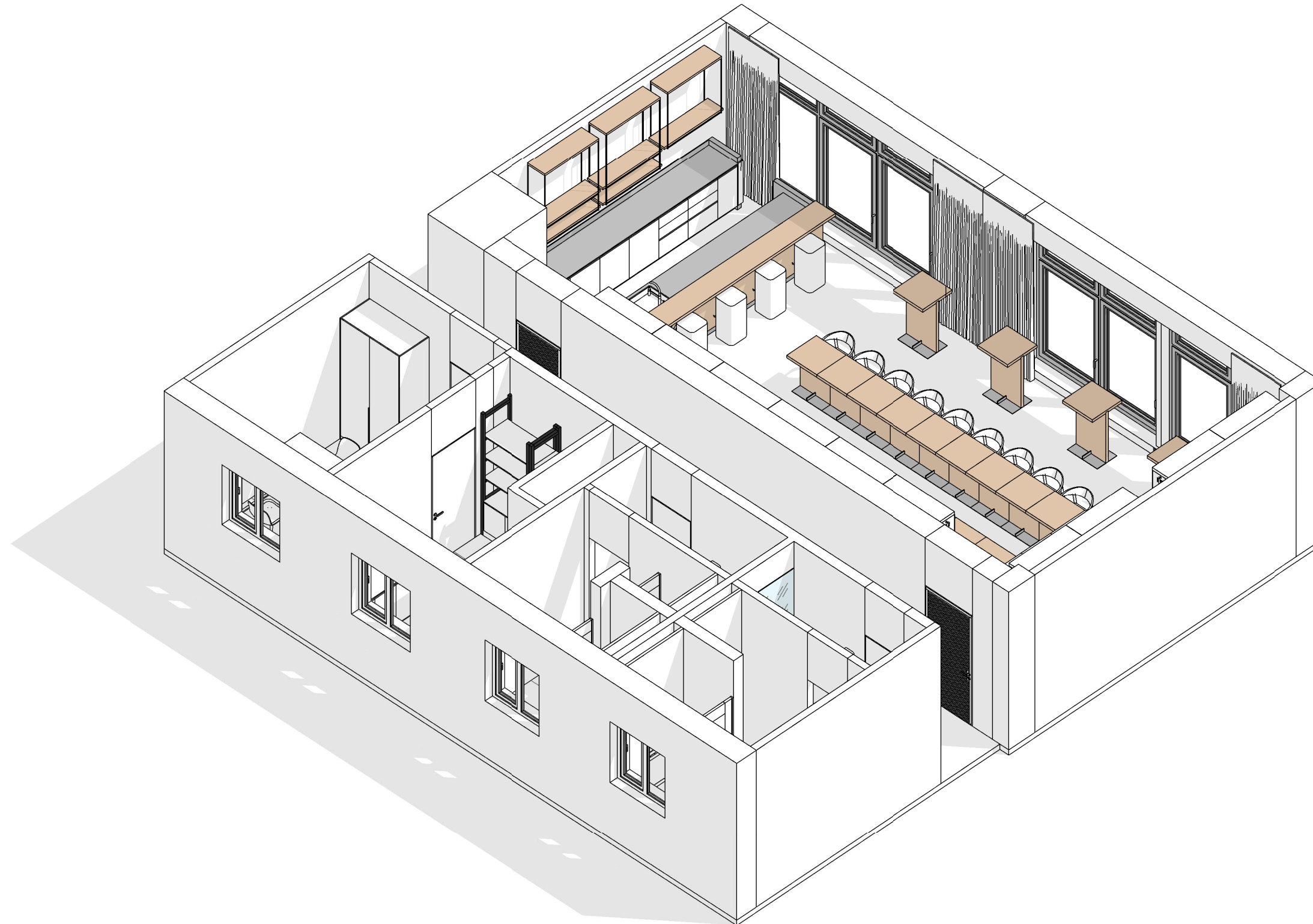


NR.	DENUMIREA PLANSEI
0.	BORDEROUL PLANSELOR
1.	3D VIZUALIZARE
2.	PLAN INITIAL
3.	PLAN AMPLASAREA MOBILIERULUI
4.	PLAN AMPLASAREA MOBILIERULUI CU DIMENSIUNI
5.	PLAN DEMONTARE PERETI
6.	3D DEMONTARE PERETI
7.	PLAN DEMONTARE PARDOSEA
8.	PLAN DEMONTARE TAVAN
9.	PLAN MONTARE PERETI
10.	3D MONTARE PERETI
11-13.	NODURI MONTARE PERETI
14.	PLAN PERETI DUPA REPLANIFICARE
15.	PLAN ECHIPAMENT TEHNICO-SANITAR
16-18.	DESFASURATE ECHIPAMENT TEHNICO-SANITAR
19.	SPECIFICAREA ECHIPAMENTELOR TEHNICO-SANITARE GTS
20.	SPECIFICAREA ECHIPAMENTELOR TEHNICO-SANITARE LABORATOR

NR.	DENUMIREA PLANSEI
21.	PLAN PRIZE SI INTRERUPATOARE
22.	PLAN AMPLASARE CORPURI DE ILUMINAT
23.	PLAN AMPLSARE CORPURI DE ILUMINAT CU DIMENSIUNI
24.	PLAN CONECTARE CORPURI DE ILUMINAT (TIP 1)
25.	PLAN CONECTARE CORPURI DE ILUMINAT (TIP 2)
26.	SPECIFICAREA CORPURILOR DE ILUMINAT
27.	PLAN MONTARE TAVAN
28.	PLAN MONTARE PARDOSEA
29.	PLAN USI
30-32.	SPECIFICARE USI
33.	SPECIFICARE OGLINZI
34.	SPECIFICAREA MATERIALELOR DE FINISARE PENTRU PERETI
35.	BORDEROUL MATERIALELOR
36.	SPECIFICAREA DESFASURATELOR
37.	SPECIFICAREA MOBILIERULUI
38-51.	DESFASURATE

				PROIECT TEHNIC			ETAPA	PLANSA	PLANSE
				CHISINAU, REPUBLICA MOLDOVA			DI	0	51
				BORDEROUL PLANSELOR					
Arhitect	Daniel Trifan	Semnat:	Data:	Arhitect	Eliza Miron				

3D VIZUALIZARE
Sc 1:10

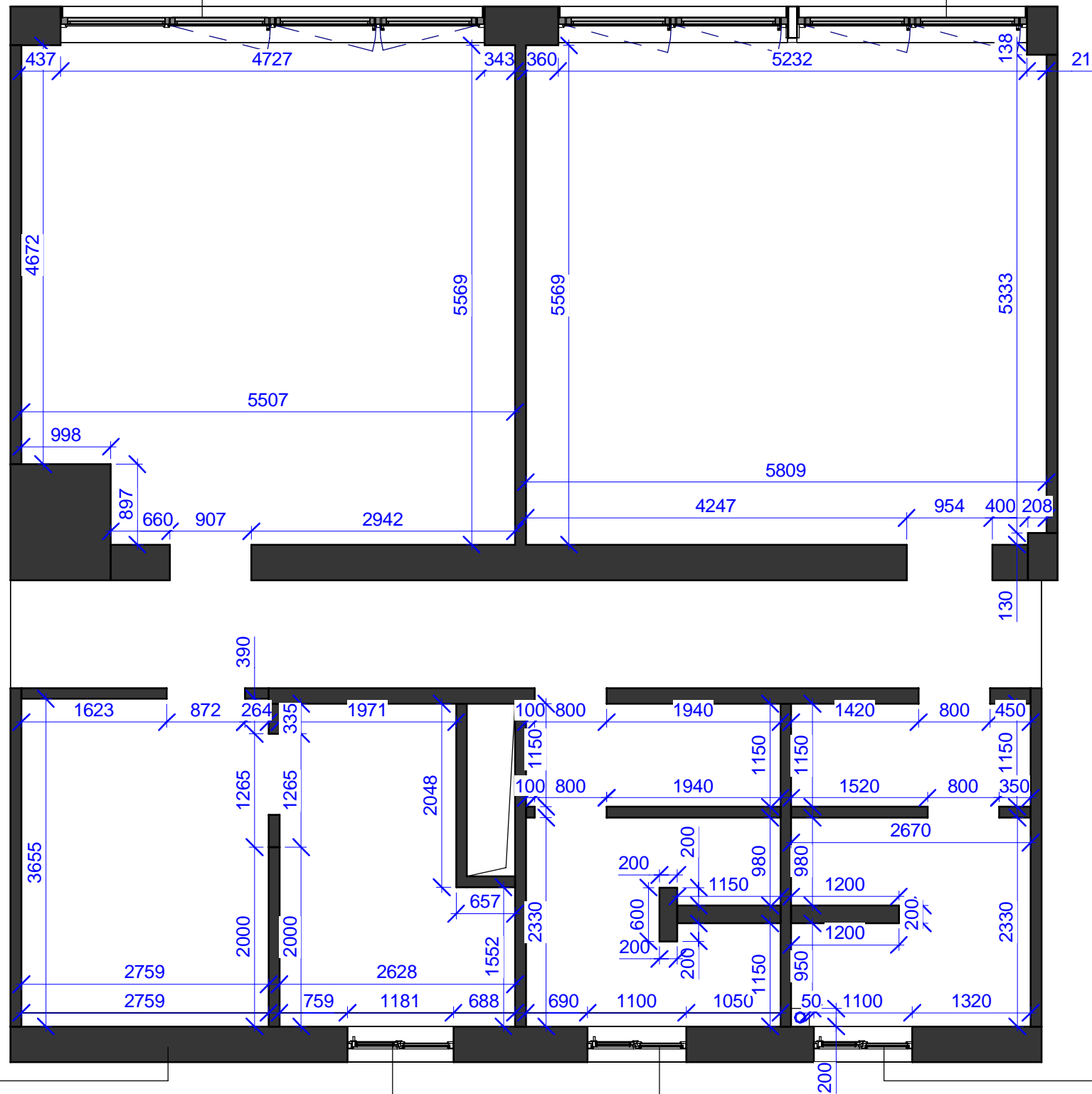


				PROIECT TEHNIC			ETAPA	PLANSA	PLANSE
				CHISINAU, REPUBLICA MOLDOVA			DI	1	51
		Semnat:	Data:	3D VIZUALIZARE Sc 1:10					
Arhitect	Daniel Trifan								
Arhitect	Eliza Miron								

PLAN INITIAL
Sc 1:60

H fereastră 2448 mm
H parapet 150 mm

H fereastră 2448 mm
H parapet 150 mm



H fereastră 1143 mm
H parapet 1170 mm
H fereastră 1160 mm
H parapet 1069 mm

H fereastră 1160 mm
H parapet 1069 mm
H fereastră 1160 mm
H parapet 1069 mm

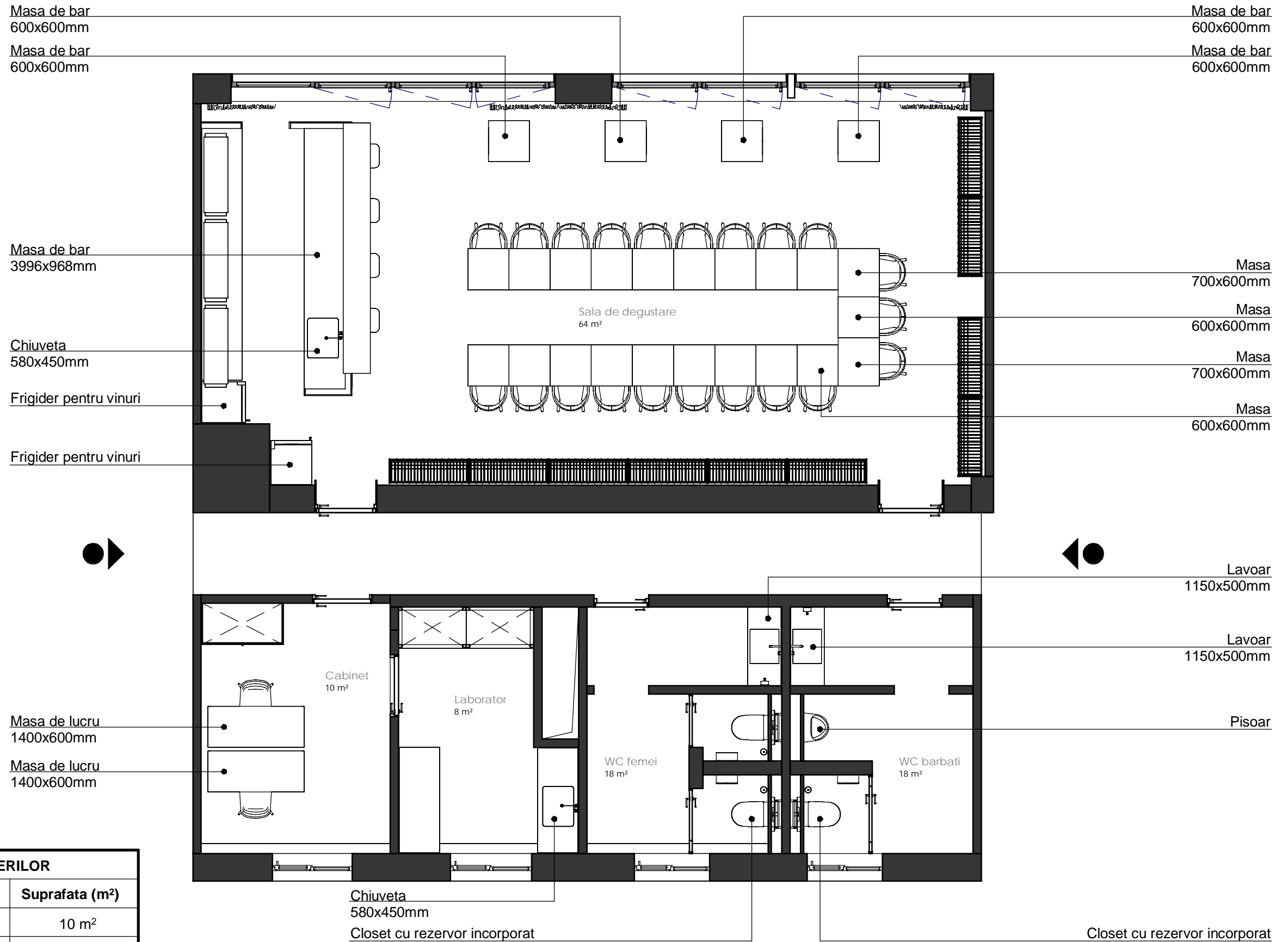
NOTĂ:

H tavan 3000 mm
H usi 2100 mm

		Semnat: Data:		PROIECT TEHNIC		
				CHISINAU, REPUBLICA MOLDOVA		
Arhitect Daniel Trifan				ETAPA	PLANSA	PLANSE
Arhitect Eliza Miron				DI	2	51
				PLAN INITIAL Sc 1:60		



PLAN AMENAJAREA SPATIULUI
Sc 1:60

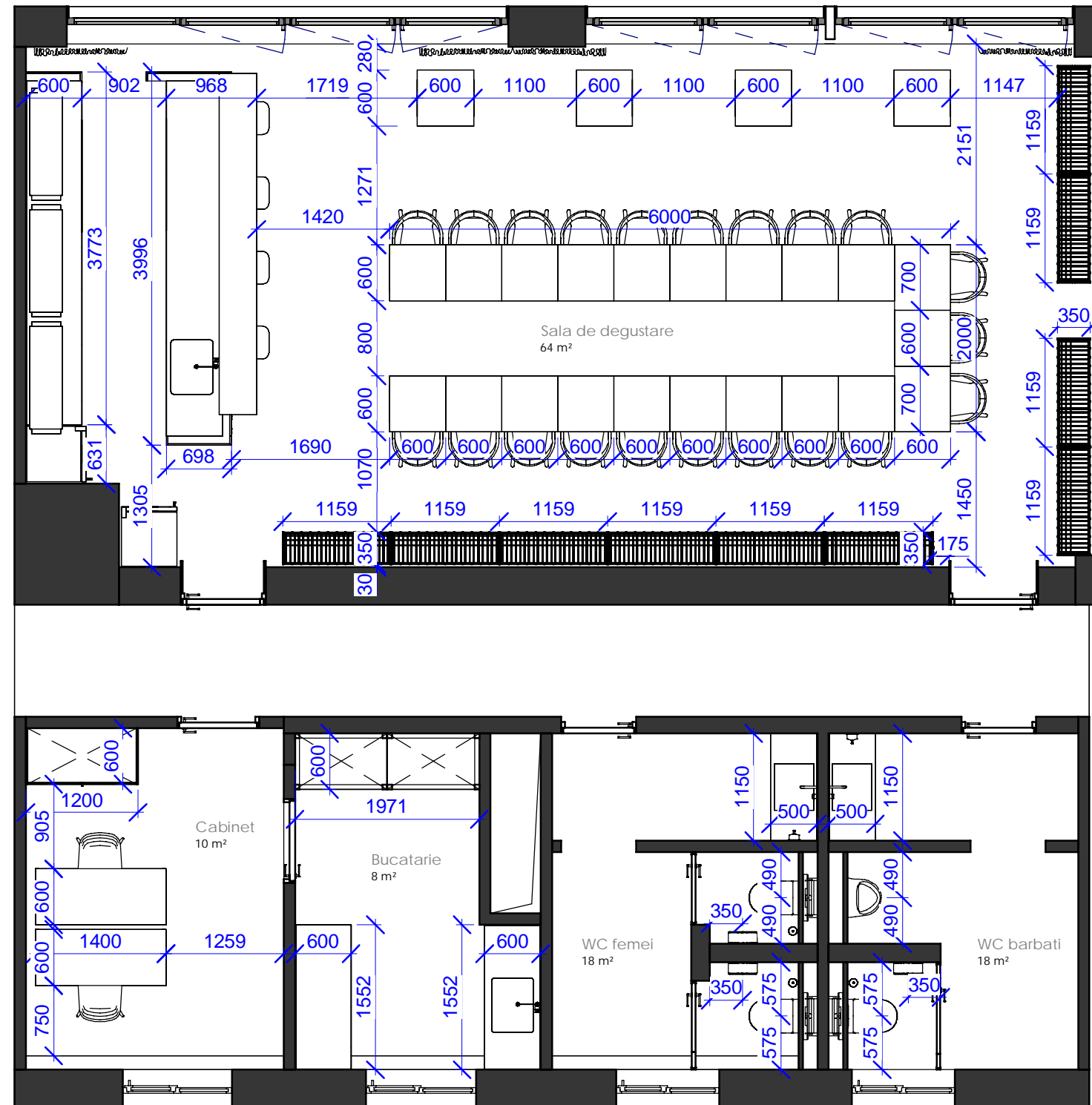


EXPLICATIA INCAPERILOR		
Nr.	Denumirea incaperii	Suprafata (m ²)
1	Cabinet	10 m ²
2	Laborator	8 m ²
3	WC femei	9,2 m ²
4	WC barbati	8,7 m ²
5	Sala de degustare	64 m ²
Suprafata totala (m²):		99,9 m²

NOTĂ:
TOATE DIMENSIUNILE SE VERIFICĂ LA FAȚA LOCULUI.

		Semnat:		Data:		PROIECT TEHNIC		
						CHISINAU, REPUBLICA MOLDOVA		
Arhitect		Daniel Trifan				ETAPA		
Arhitect		Eliza Miron				PLANSA		
						PLANSE		
						DI		
						3		
						51		
						PLAN AMENAJAREA SPATIULUI		
						Sc 1:60		

PLAN AMENAJAREA SPATIULUI CU DIMENSIUNI
Sc 1:60



EXPLICATIA INCAPERILOR		
Nr.	Denumirea incaperii	Suprafata (m ²)
1	Cabinet	10 m ²
2	Laborator	8 m ²
3	WC femei	9,2 m ²
4	WC barbati	8,7 m ²
5	Sala de degustare	64 m ²
Suprafata totala (m²):		99,9 m²

NOTĂ:

TOATE DIMENSIUNILE SE VERIFICĂ LA FAȚA LOCULUI.

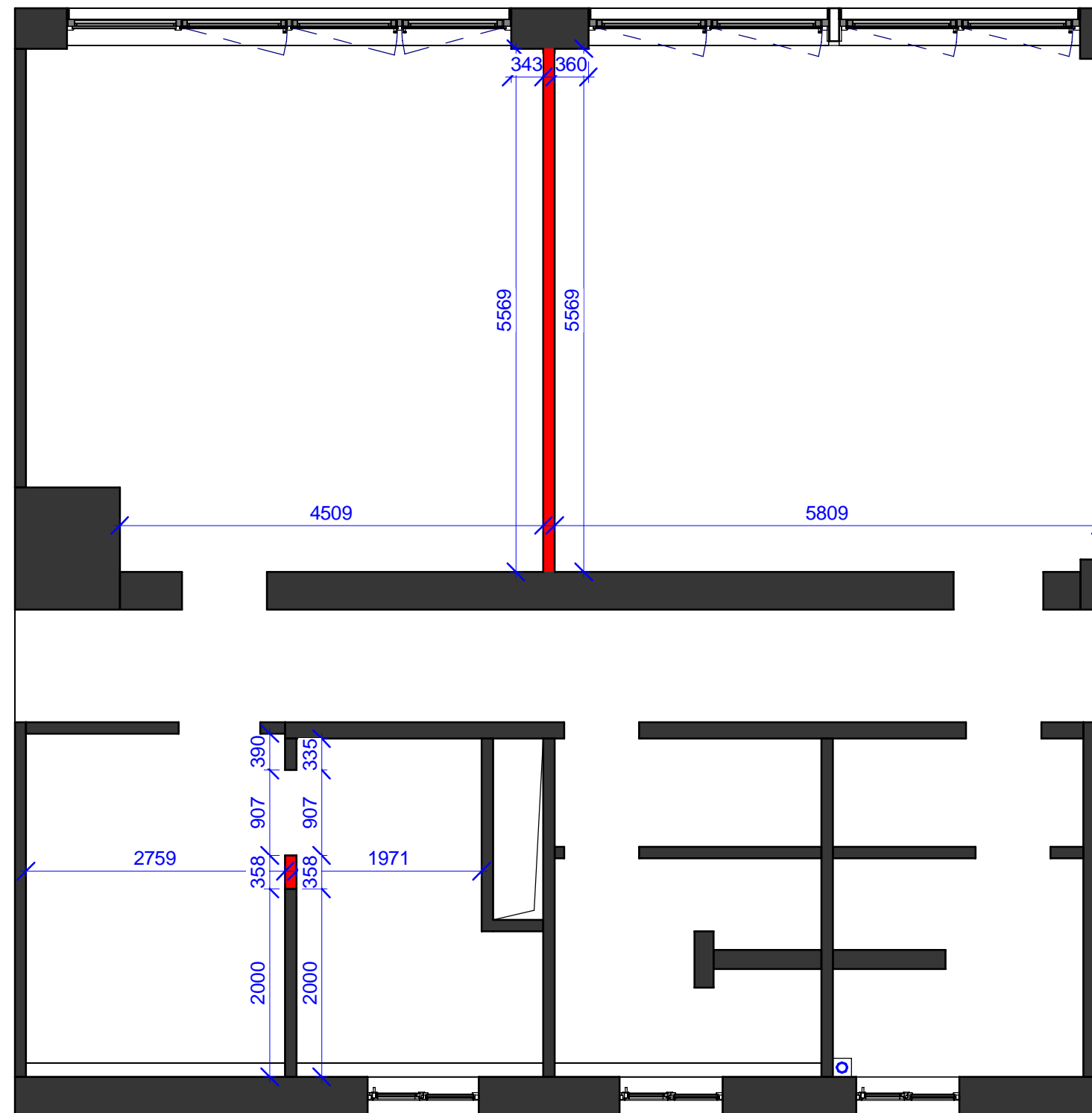
		Semnat:	Data:
Arhitect	Daniel Trifan		
Arhitect	Eliza Miron		



PROIECT TEHNIC		
CHISINAU, REPUBLICA MOLDOVA		
PLAN AMENAJAREA SPATIULUI CU DIMENSIUNI Sc 1:60		

ETAPA	PLANSA	PLANSE
DI	4	51

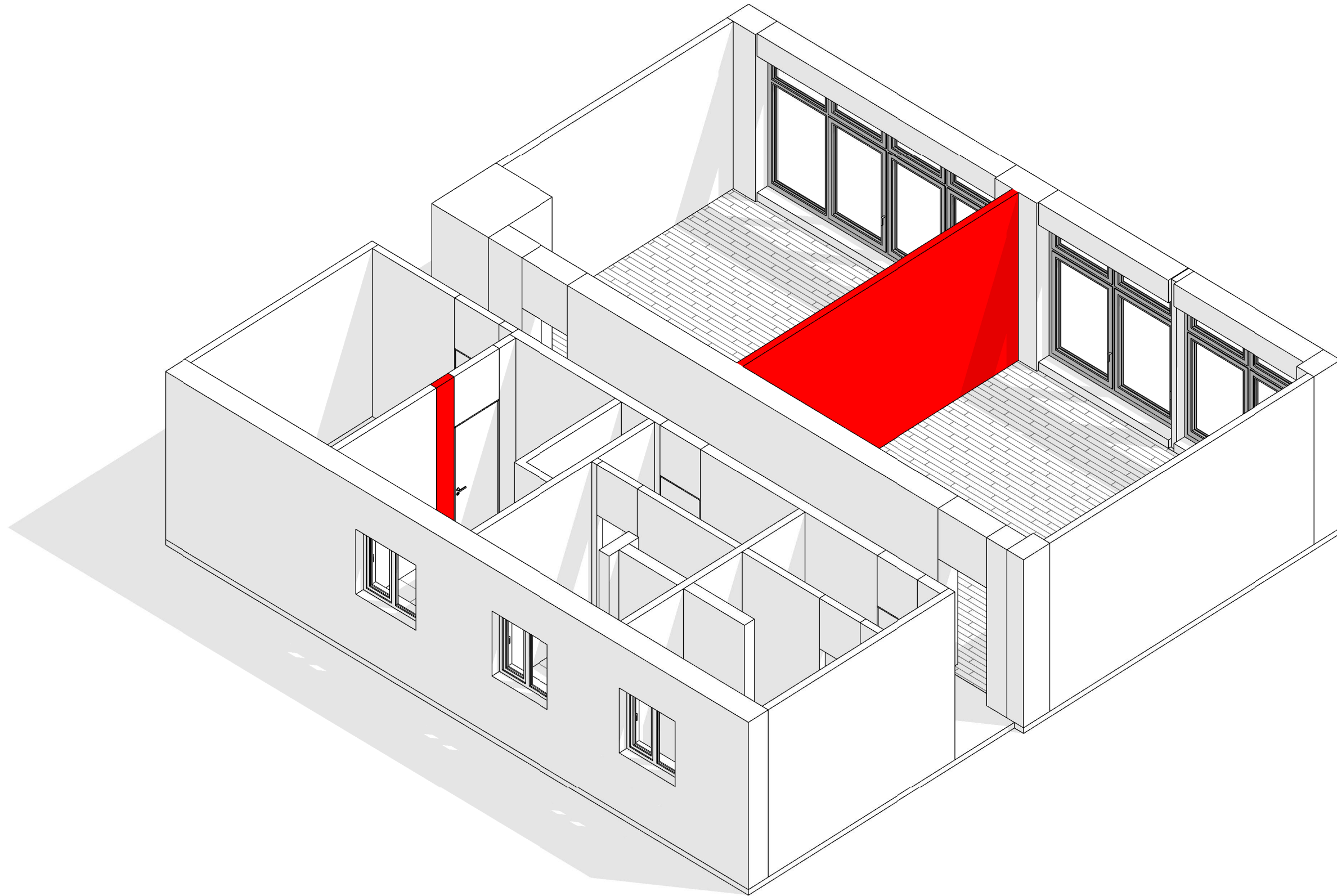


PLAN DEMONTARE PERETI
Sc 1:60



EXPLICATIA			NOTĂ: TOATE DIMENSIUNILE SE VERIFICĂ LA FAȚA LOCULUI.	PROIECT TEHNIC		ETAPA	PLANSA	PLANSE
DESEN TEHNIC	DENUMIREA	CANTITATEA		CHISINAU, REPUBLICA MOLDOVA	DI	5	51	
	DEMONTARE PERETI	17,7 m ²		Arhitect Daniel Trifan	Semnat:	Data:		
				Arhitect Eliza Miron				
				PLAN DEMONTARE PERETI Sc 1:60				


3D DEMONTARE PERETI
Sc 1:60



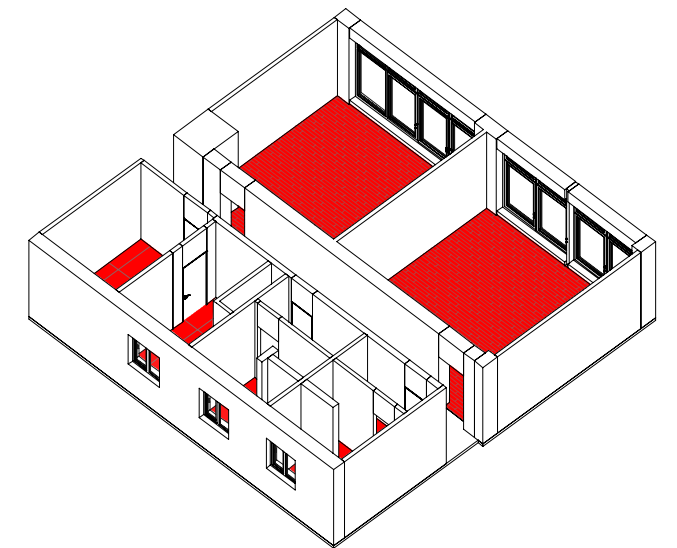
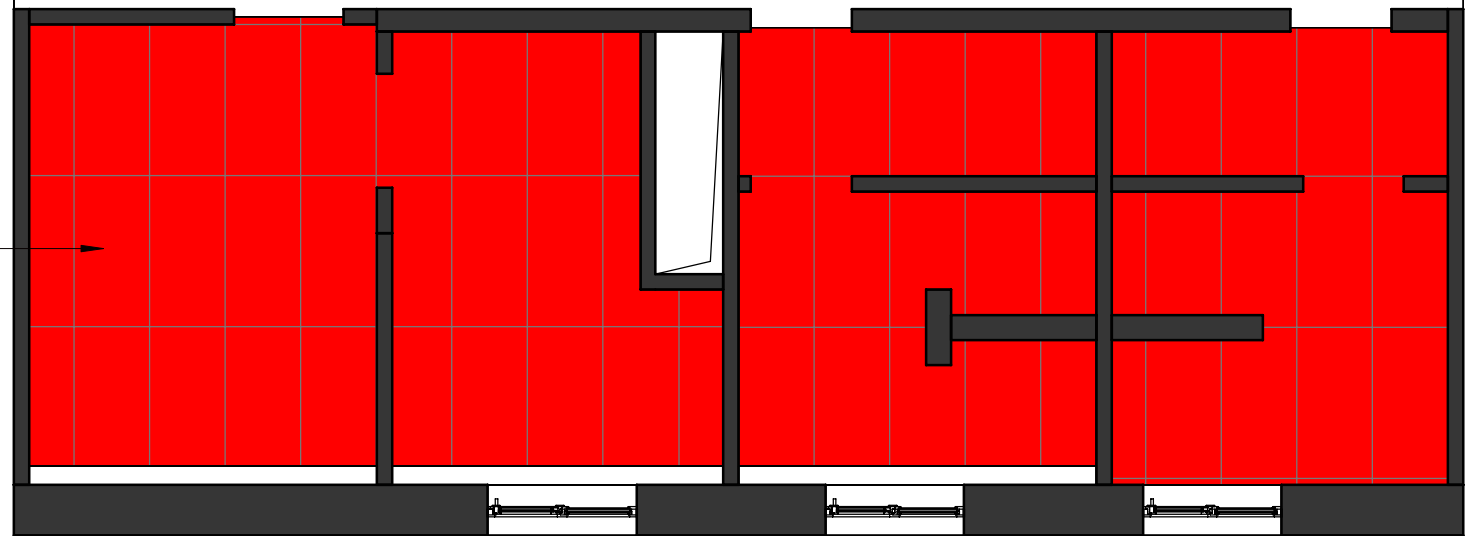
				PROIECT TEHNIC		ETAPA	PLANSA	PLANSE
				CHISINAU, REPUBLICA MOLDOVA		DI	6	51
				Semnat:	Data:			
Arhitect	Daniel Trifan							
Arhitect	Eliza Miron							
				3D DEMONTARE PERETI Sc 1:60				

PLAN DEMONTARE PARDOSEA
Sc 1:60

DEMONTAT PARDOSEAU
EXISTENTA



DEMONTAT PARDOSEAU
EXISTENTA



NOTĂ:

DE NIVELAT STRATUL SUPORT A PARDOSELII DUPA NCSITATE

		Semnat:	Data:
Arhitect	Daniel Trifan		
Arhitect	Eliza Miron		


PROIECT TEHNIC
CHISINAU, REPUBLICA MOLDOVA
PLAN DEMONTARE PARDOSEA Sc 1:60

ETAPA	PLANSA	PLANSE
DI	7	51



PLAN DEMONTARE TAVAN
Sc 1:60

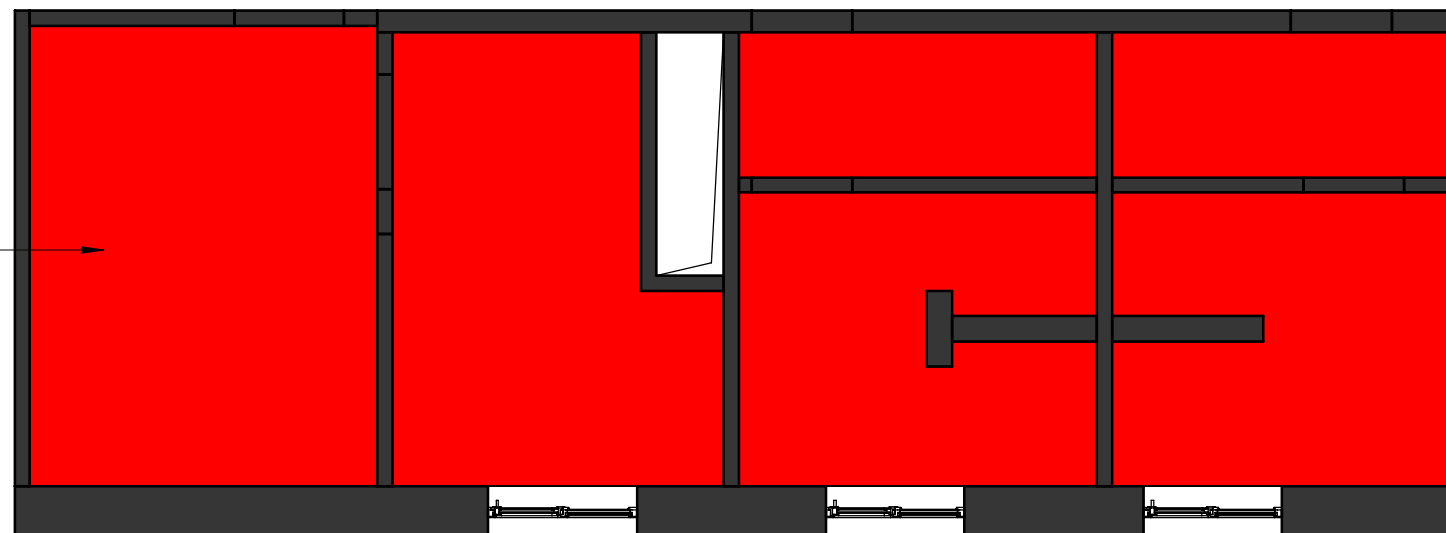
DEMONTAT TAVAN
EXISTENT ARMSTRONG






DEMONTAT TAVAN
EXISTENT ARMSTRONG

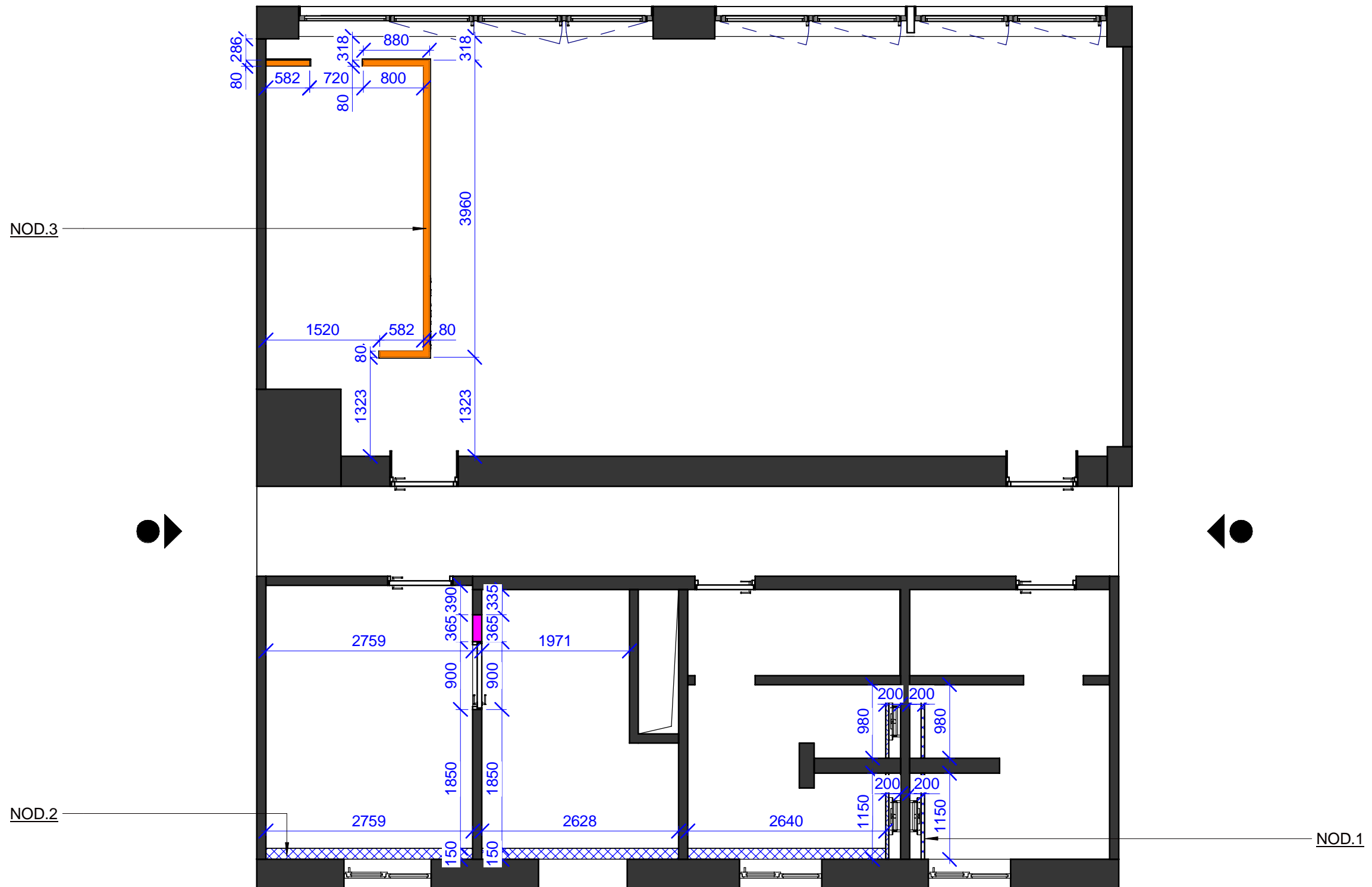





DE VERIFICAT TIPUL DE
TAVAN EXISTENT



EXPLICATIA			NOTĂ: TOATE DIMENSIUNILE SE VERIFICĂ LA FAȚA LOCULUI.	PROIECT TEHNIC		ETAPA	PLANSA	PLANSE
DESEN TEHNIC	DENUMIREA	CANTITATEA		CHISINAU, REPUBLICA MOLDOVA	DI	8	51	
	DEMONTARE TAVAN	36,7 m ²		Arhitect	Daniel Trifan	Semnat:	Data:	
	DEMONTARE ARMSTRONG	62,4 m ²		Arhitect	Eliza Miron			
				PLAN DEMONTARE TAVAN Sc 1:60				

PLAN MONTARE PERETI
Sc 1:60



EXPLICATIA		
DESEN TEHNIC	DENUMIREA	CANTITATEA
	MONTARE PEREȚI DIN BLOCURI BCA 100x200x600 mm	0,8 m ²
	CONSTRUCTIE DIN GIPS-CARTON	4,8 m ²
	CONSTRUCTIE DIN CARAMIDA	5,9 m ²

NOTĂ:
TOATE DIMENSIUNILE SE VERIFICĂ LA FAȚA LOCULUI.

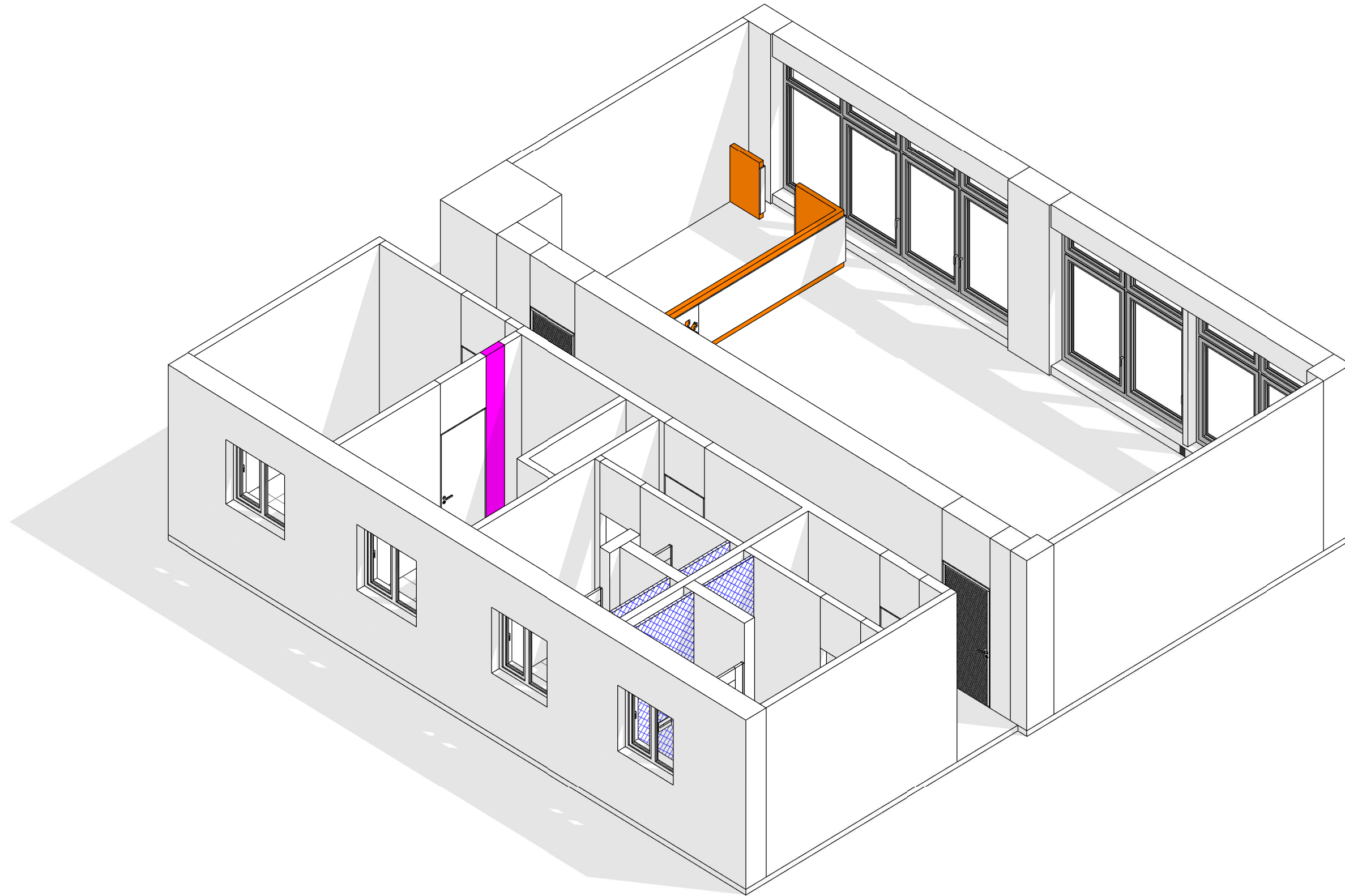
		Semnat:	Data:
Arhitect	Daniel Trifan		
Arhitect	Eliza Miron		

PROIECT TEHNIC		
CHISINAU, REPUBLICA MOLDOVA		
PLAN MONTARE PERETI Sc 1:60		

ETAPA	PLANSA	PLANSE
DI	9	51

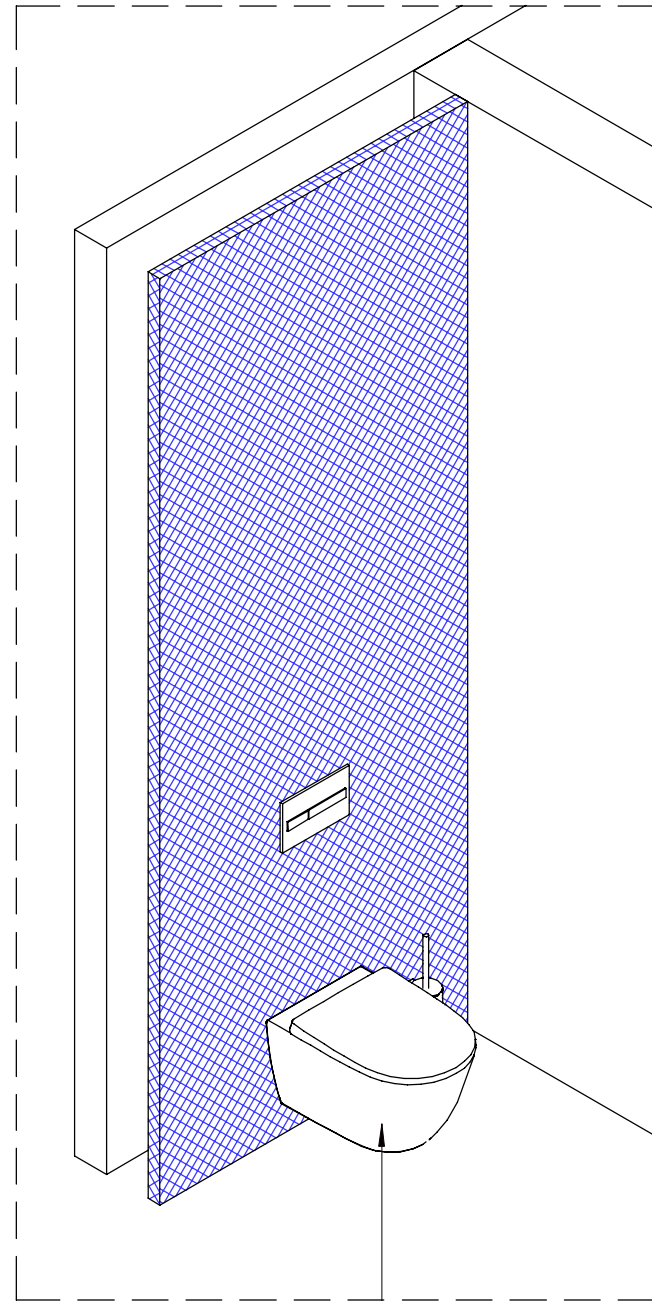

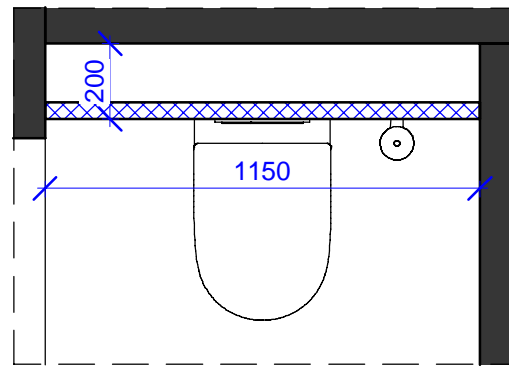


3D MONTARE PERETI
Sc 1:60




				PROIECT TEHNIC			ETAPA	PLANSA	PLANSE
				CHISINAU, REPUBLICA MOLDOVA			DI	10	51
		Semnat:	Data:	3D MONTARE PERETI Sc 1:60					
Arhitect	Daniel Trifan								
Arhitect	Eliza Miron								

NOD 1 MONTARE PERETI
Sc 1:60

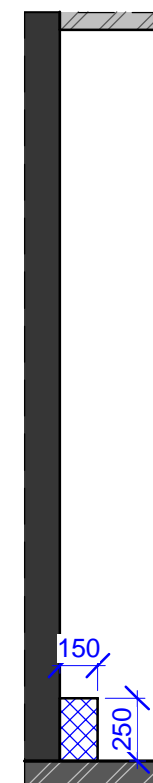
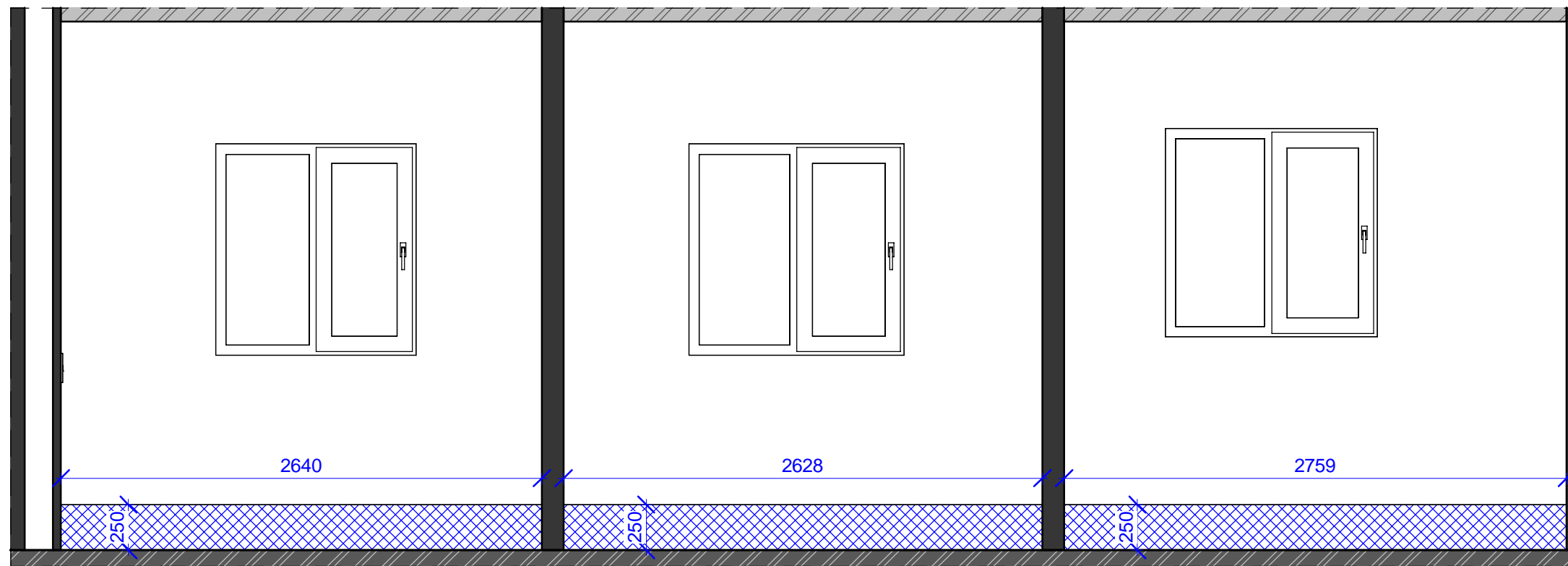
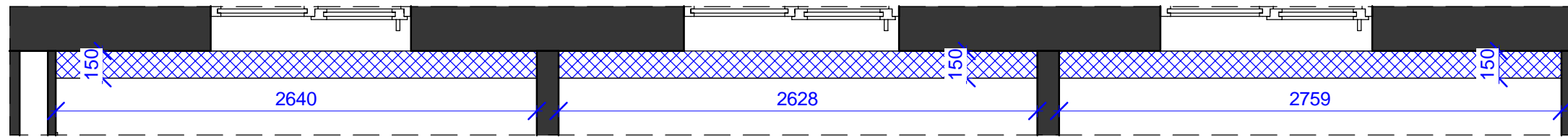


Closet cu rezervor incorporat



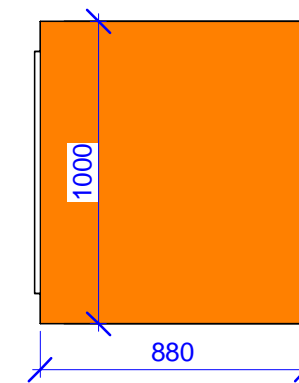
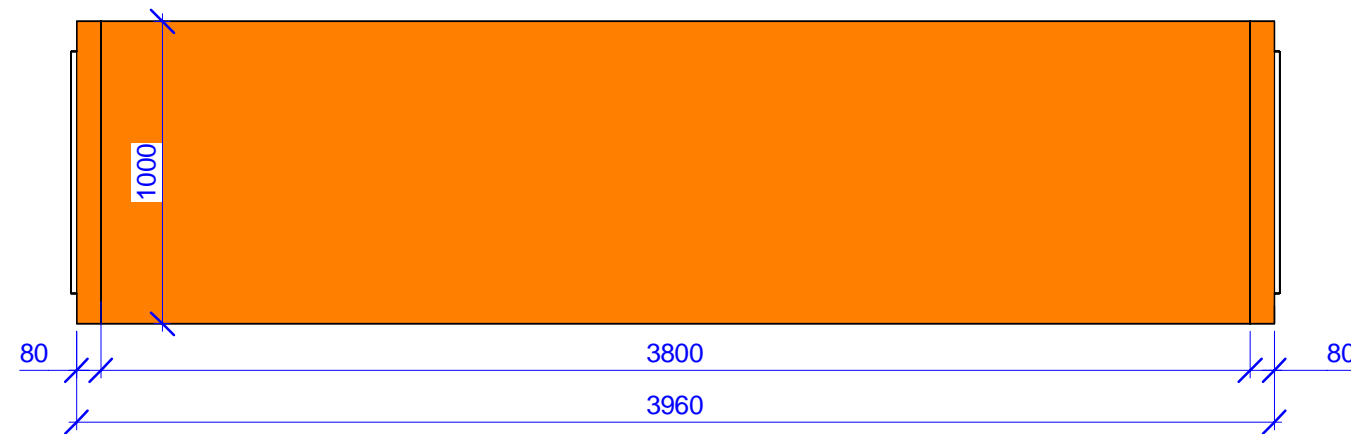
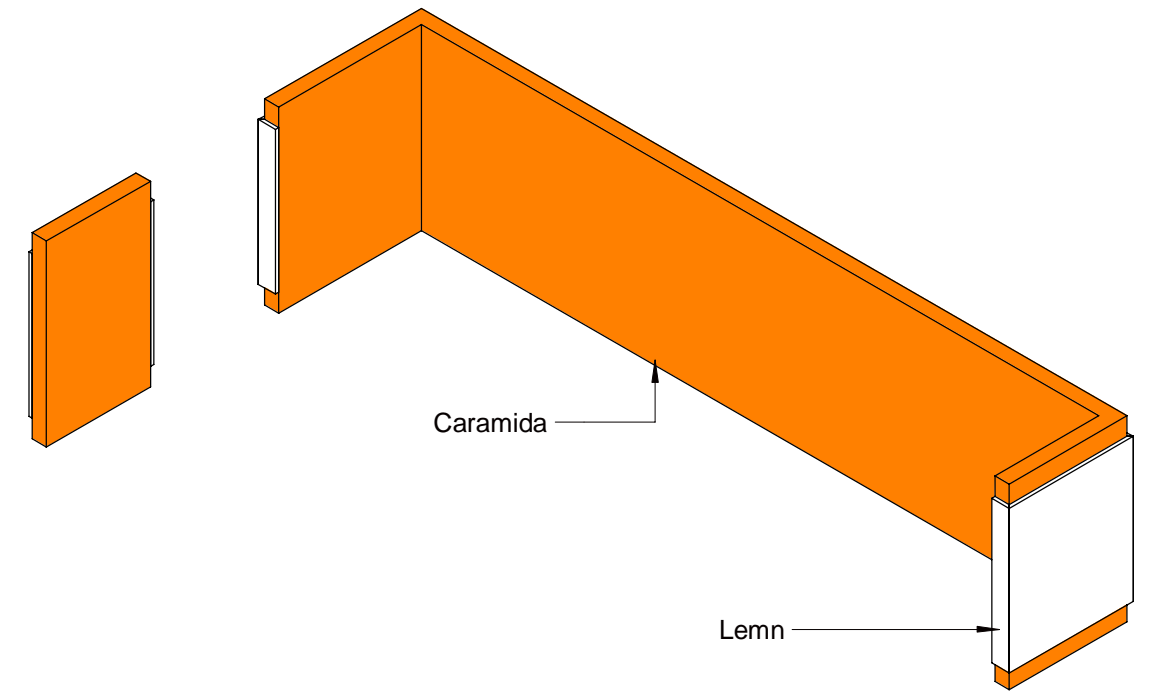
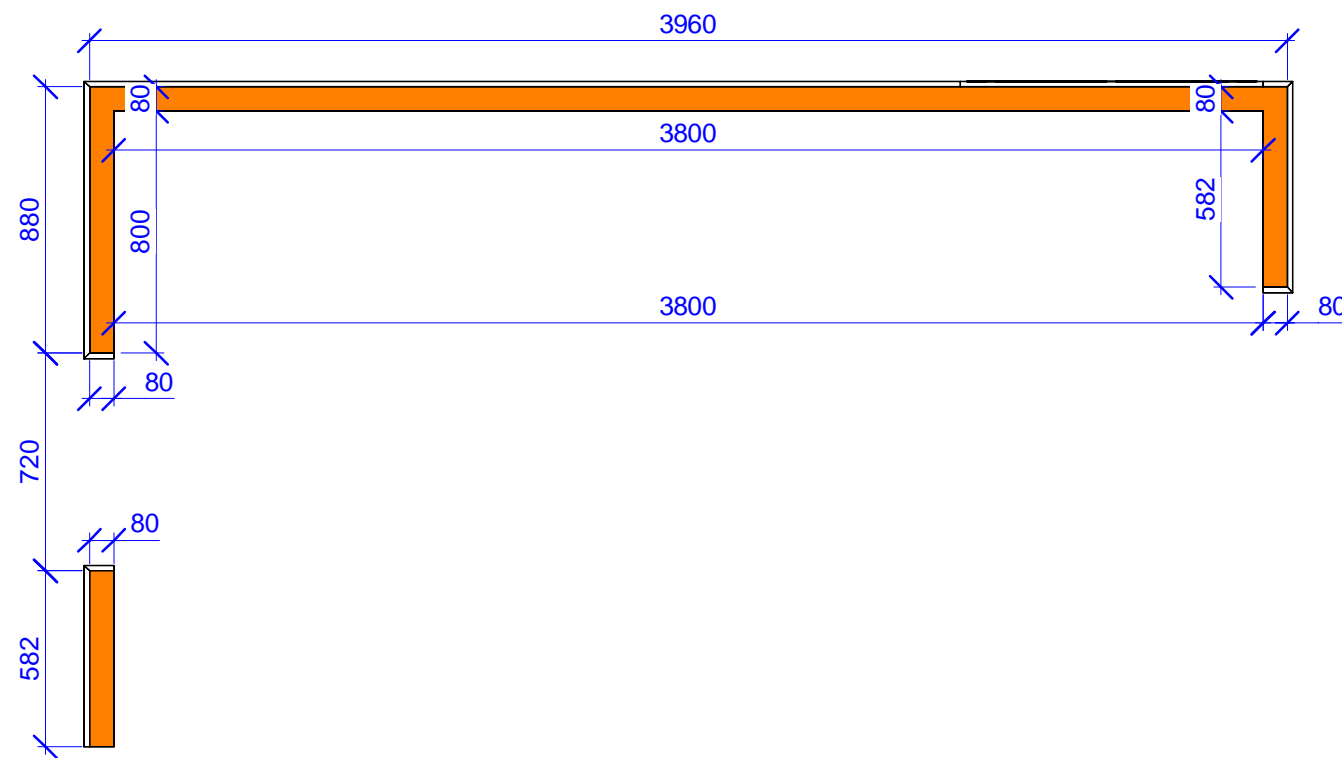
				PROIECT TEHNIC			ETAPA	PLANSA	PLANSE
				CHISINAU, REPUBLICA MOLDOVA			DI	11	51
Arhitect	Daniel Trifan	Semnat:	Data:	NOD 1 MONTARE PERETI Sc 1:60					
Arhitect	Eliza Miron								

NOD 2 MONTARE PERETI
Sc 1:60



				PROIECT TEHNIC			ETAPA	PLANSA	PLANSE
				CHISINAU, REPUBLICA MOLDOVA			DI	12	51
				NOD 2 MONTARE PERETI Sc 1:60					
Arhitect		Daniel Trifan		Semnat:	Data:				
Arhitect		Eliza Miron							

NOD 3
Sc 1:25

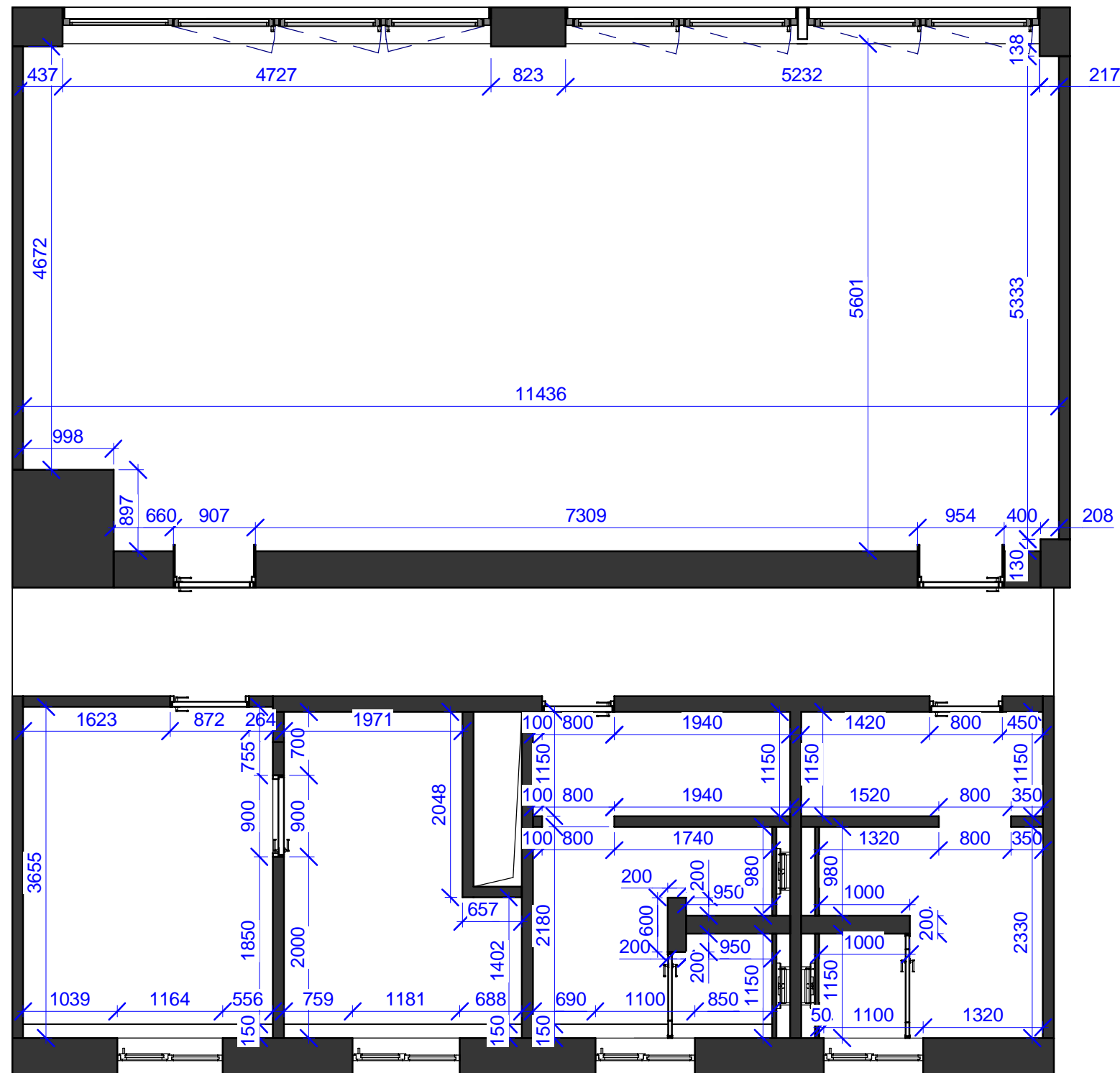


NOTA:

MASA DE BAR ESTE CONSTRUITA DIN CARAMIDA, PLACATA CU METAL SI LEMN.

				PROIECT TEHNIC		
				CHISINAU, REPUBLICA MOLDOVA		
				ETAPA	PLANSA	PLANSE
				DI	13	51
Arhitect	Daniel Trifan	Semnat:	Data:	NOD 3 Sc 1:25		
Arhitect	Eliza Miron					

PLAN PERETI DUPA REPLANIFICARE
Sc 1:60



EXPLICATIA INCAPERILOR		
Nr.	Denumirea incaperii	Suprafata (m ²)
1	Cabinet	10 m ²
2	Laborator	8 m ²
3	WC femei	9,2 m ²
4	WC barbati	8,7 m ²
5	Sala de degustare	64 m ²
Suprafata totala (m²):		99,9 m²

NOTĂ:
TOATE DIMENSIUNILE SE VERIFICĂ LA FAȚA LOCULUI.

		Semnat:	Data:
Arhitect	Daniel Trifan		
Arhitect	Eliza Miron		

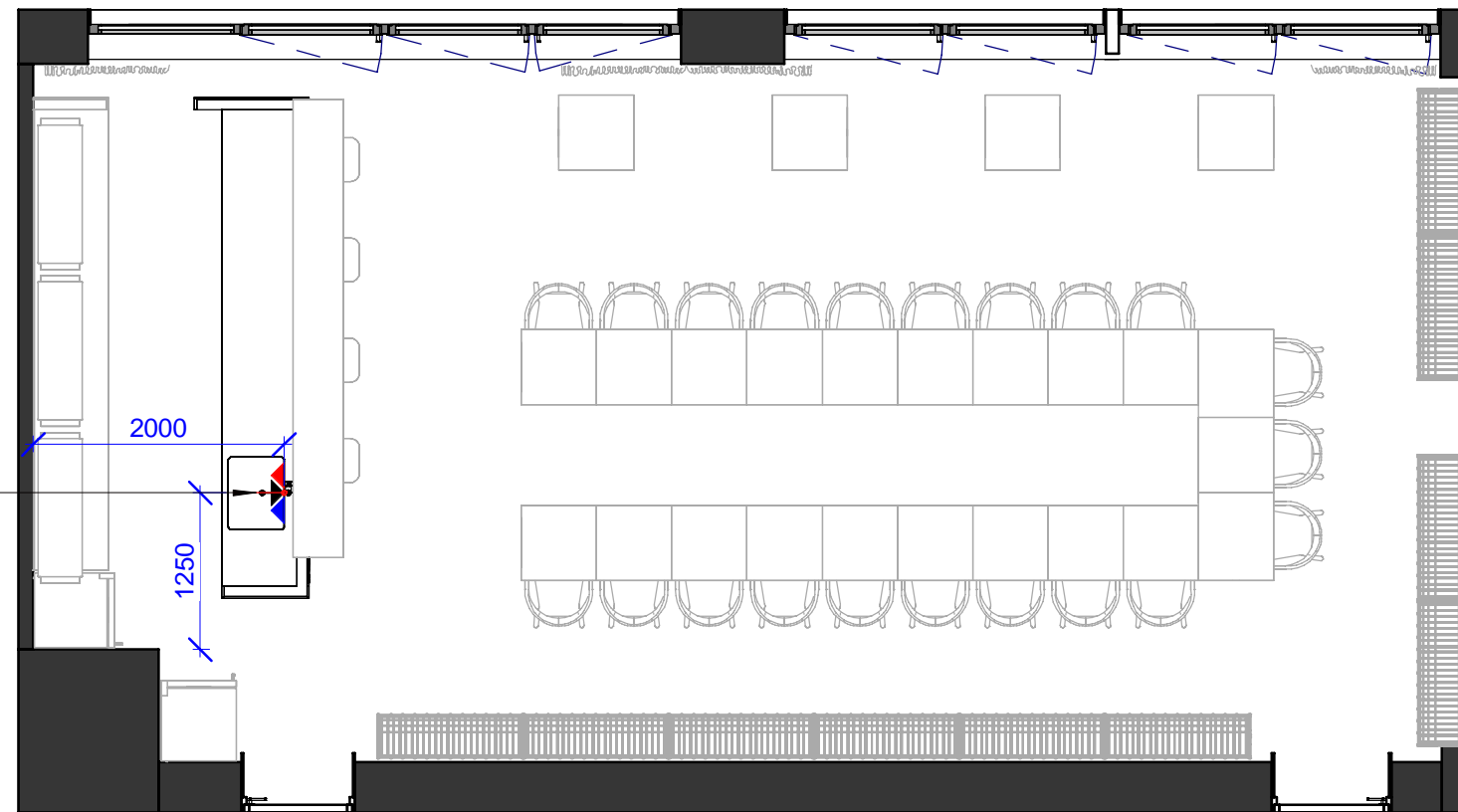
PROIECT TEHNIC
CHISINAU, REPUBLICA MOLDOVA
PLAN PERETI DUPA REPLANIFICARE
Sc 1:60

ETAPA	PLANSA	PLANSE
DI	14	51

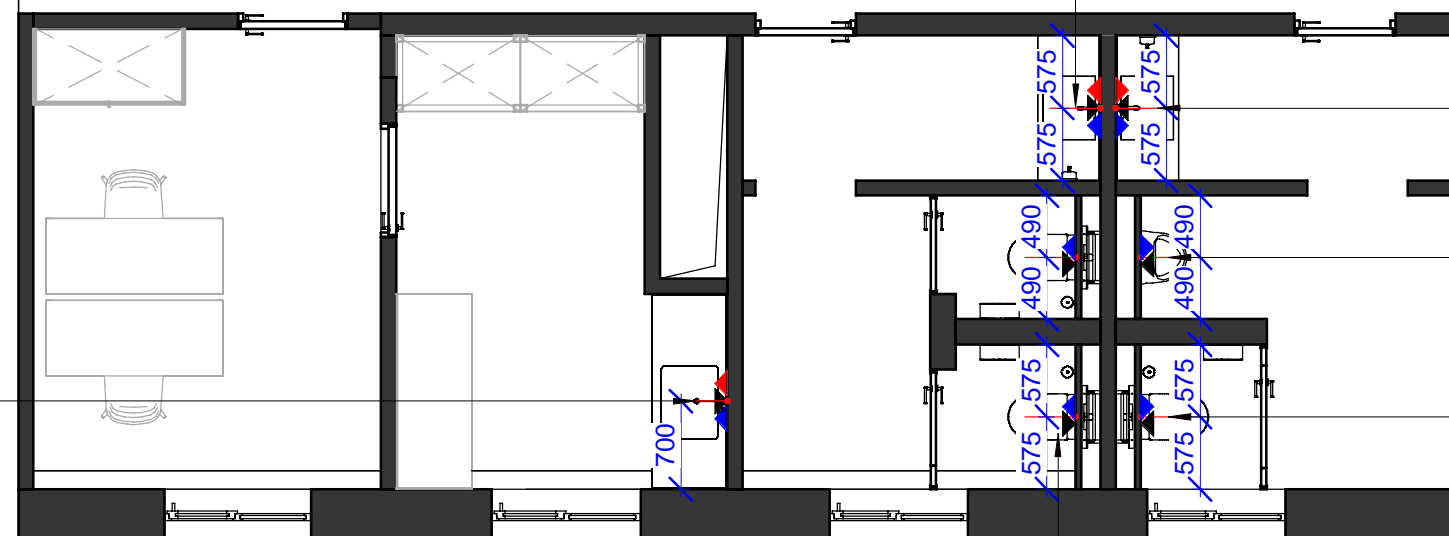
POLYART
INTERIOR DESIGN

PLAN MONTARE ECHIPAMENT TEHNICO-SANITAR
Sc 1:60

Chiuveta
H=0.000 (pardosea)
*De verificat la fata locului daca este
posibila racordarea canalizarii la
canalul de scurgere central



Chiuveta
H=500



Baterie H=1050
Scurgere H=600

Baterie H=1050
Scurgere H=600

Pisoar cu carcasa incorporata

Closet cu rezervor incorporat

Closet cu rezervor incorporat

EXPLICATIA

DESEN TEHNIC

DENUMIREA

APA RECE

CANALIZARE

APA CALDA



NOTĂ:

- TOATE DIMENSIUNILE/ÎNĂLȚIMILE SE VERIFICĂ LA FAȚA LOCULUI ÎN DEPENDENȚĂ DE INGINERIA SANITARĂ ALEASĂ.
- LA MONTAREA CANALELOR DE CANALIZARE SE RESPECTĂ PANTA MINIMĂ RECOMANDATĂ.

Semnat:

Data:

Arhitect Daniel Trifan

Arhitect Eliza Miron

PROIECT TEHNIC





CHISINAU, REPUBLICA MOLDOVA

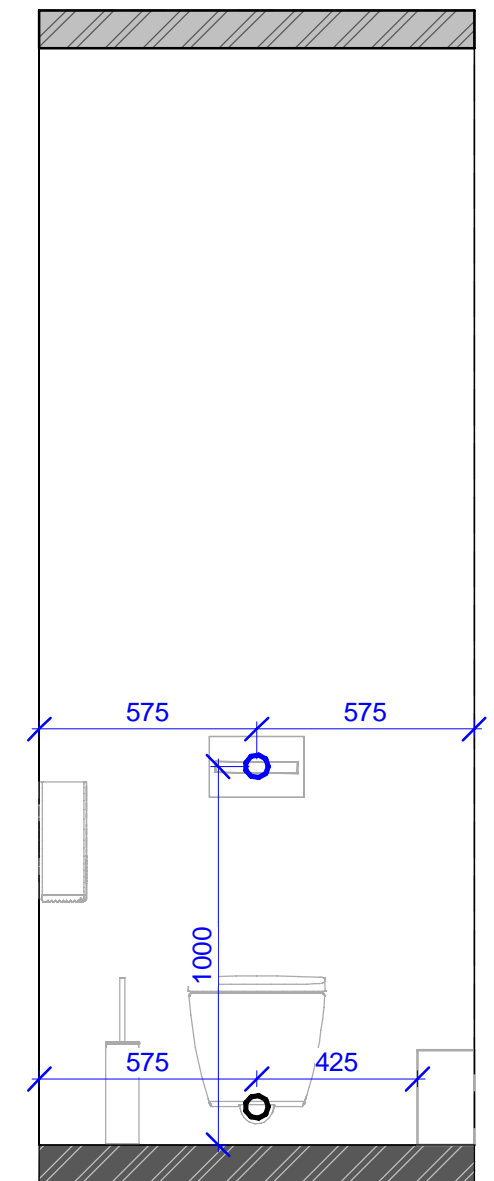
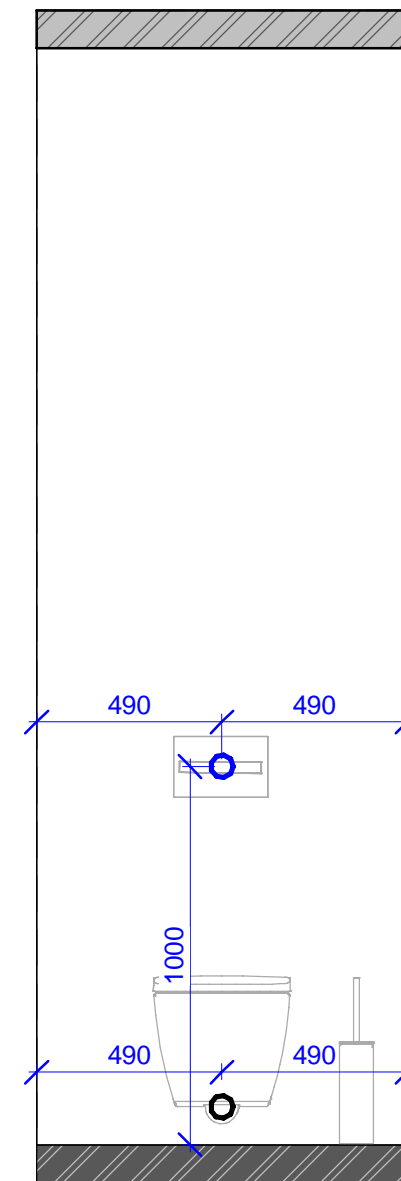
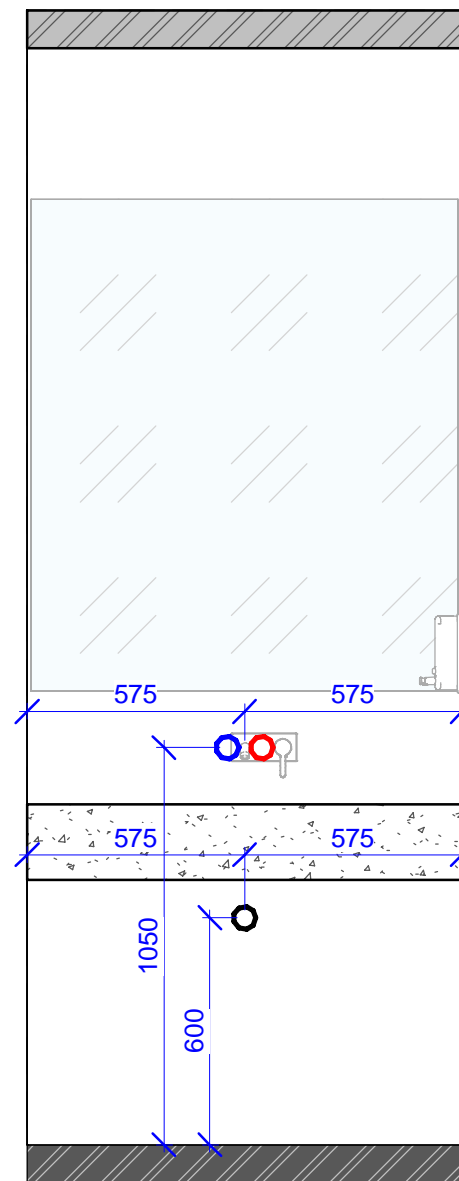
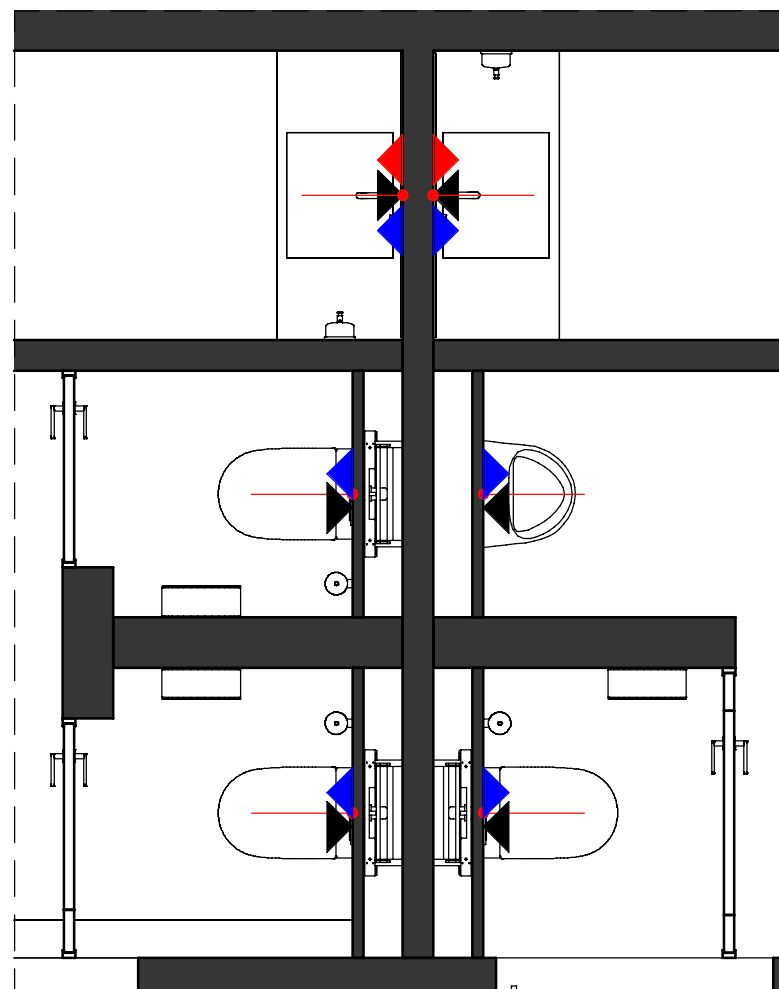
PLAN MONTARE ECHIPAMENT TEHNICO-SANITAR
Sc 1:60


ETAPA	PLANSA	PLANSE
DI	15	51







DESFASURATA ECHIPAMENT TEHNICO-SANITAR
Sc 1:60

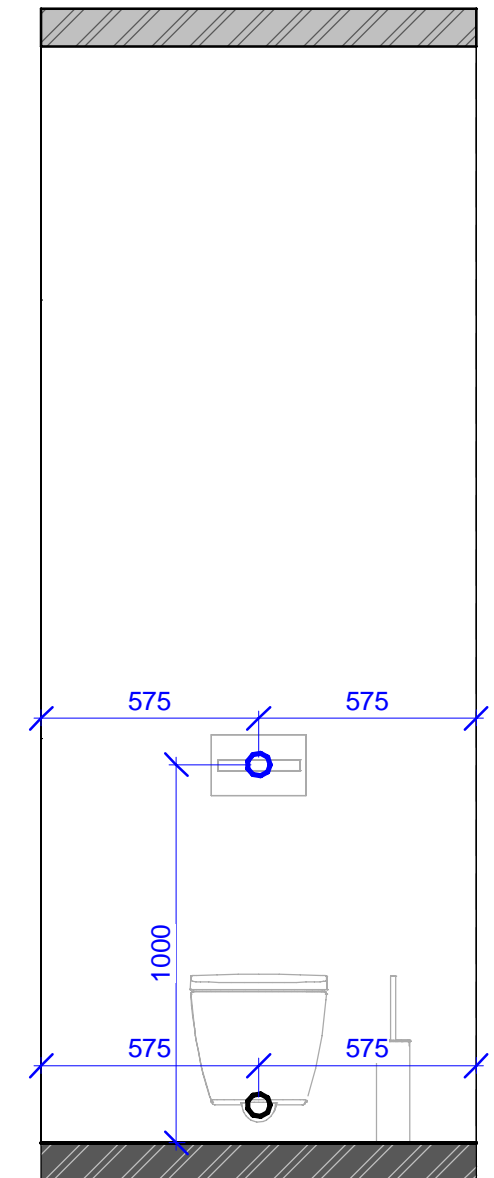

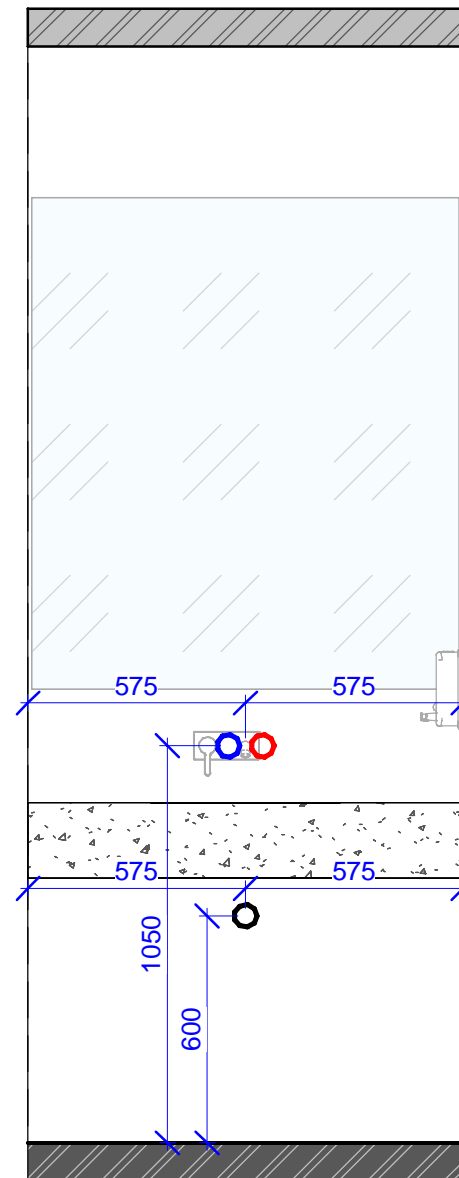
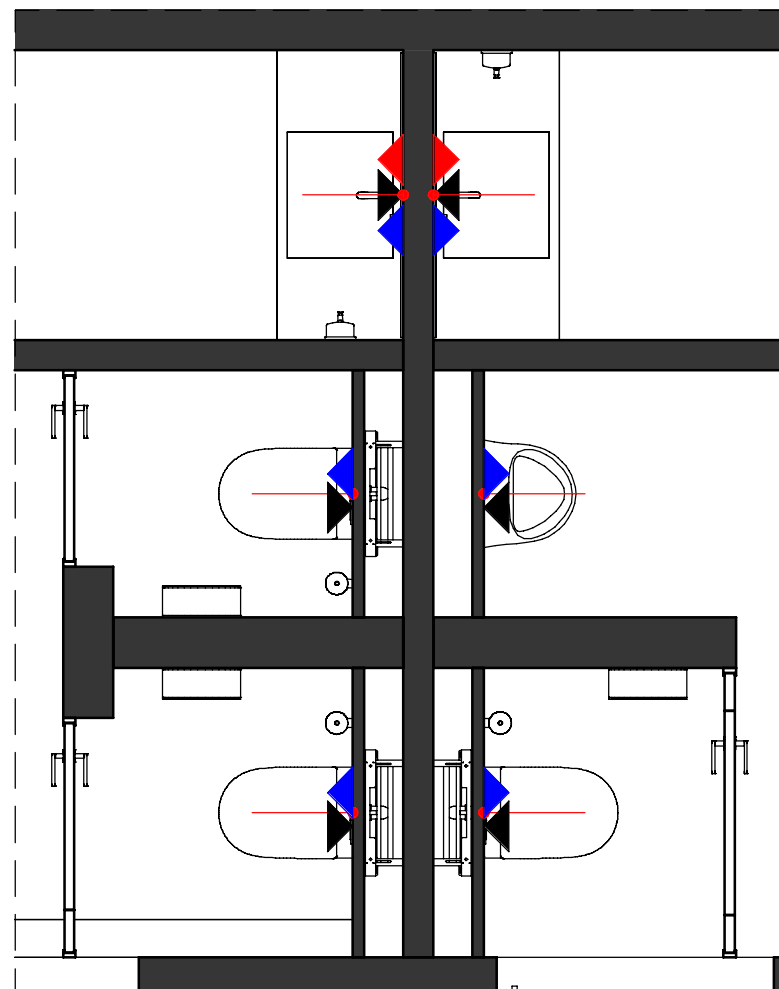
EXPLICATIA	
DESEN TEHNIC	DENUMIREA
	APA RECE
	CANALIZARE
	APA CALDA
	APA COMBINATA




				PROIECT TEHNIC			ETAPA	PLANSA	PLANSE
				CHISINAU, REPUBLICA MOLDOVA			DI	16	51
Arhitect	Daniel Trifan	Semnat:	Data:	DESFASURATA ECHIPAMENT TEHNICO-SANITAR Sc 1:60					
Arhitect	Eliza Miron								





DESFASURATA ECHIPAMENT TEHNICO-SANITAR
Sc 1:60

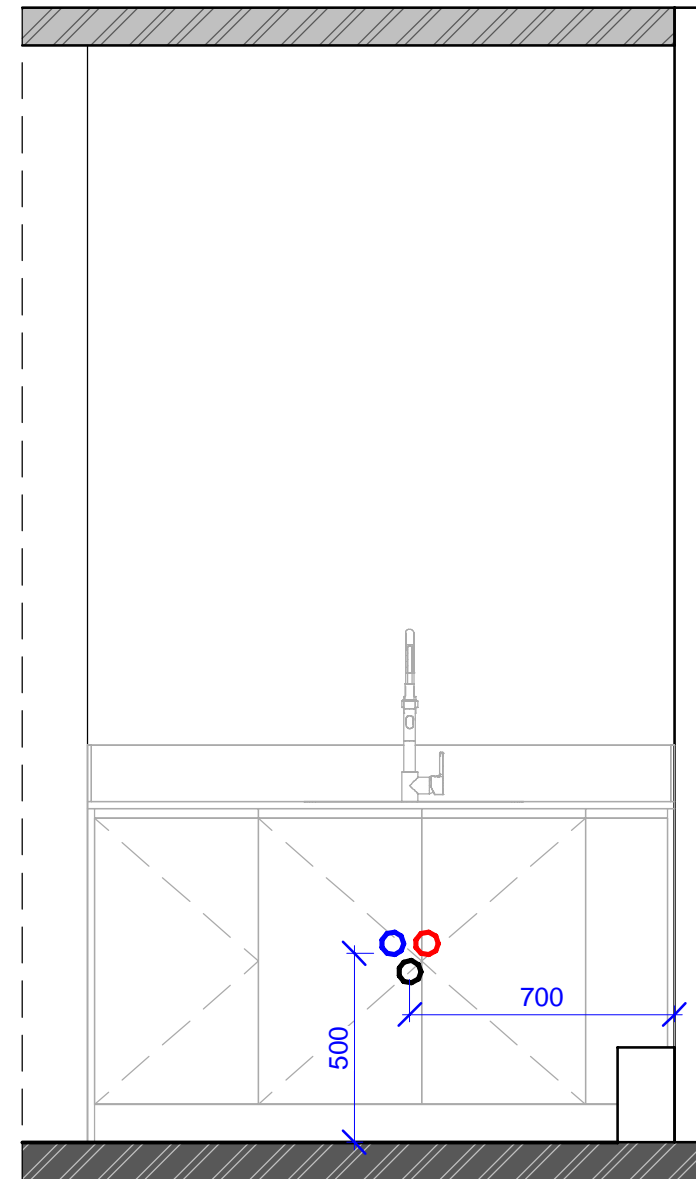
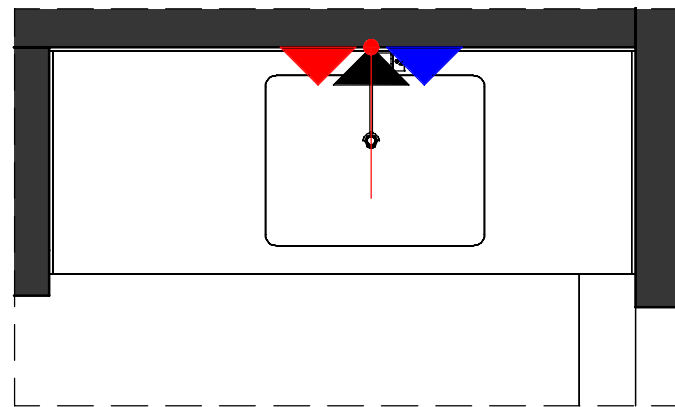
EXPLICATIA	
DESEN TEHNIC	DENUMIREA
	APA RECE
	CANALIZARE
	APA CALDA
	APA COMBINATA



				PROIECT TEHNIC			ETAPA	PLANSA	PLANSE
				CHISINAU, REPUBLICA MOLDOVA			DI	17	51
Arhitect	Daniel Trifan	Semnat:	Data:	DESFASURATA ECHIPAMENT TEHNICO-SANITAR Sc 1:60					
Arhitect	Eliza Miron								


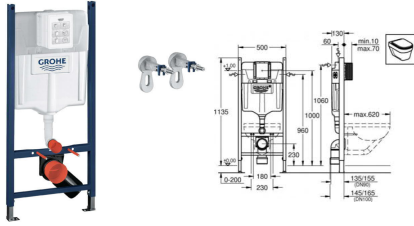




DESFASURATA ECHIPAMENT TEHNICO-SANITAR LABORATOR
Sc 1:60

EXPLICATIA	
DESEN TEHNIC	DENUMIREA
	APA RECE
	CANALIZARE
	APA CALDA
	APA COMBINATA




				PROIECT TEHNIC			ETAPA	PLANSA	PLANSE
				CHISINAU, REPUBLICA MOLDOVA			DI	18	51
Arhitect	Daniel Trifan	Semnat:	Data:	DESFASURATA ECHIPAMENT TEHNICO-SANITAR LABORATOR Sc 1:60					
Arhitect	Eliza Miron								

SPECIFICAREA ECHIPAMENTULUI TEHNICO-SANITAR GTS

NR.	MODELUL (analogie)	DESEN TEHNIC/ IMAGINE	DIMENSIUNI	CANTITATE
1.	Baterie		175x83mm	2 buc.
2.	Rama WC		Rezervor de apă	3 buc.
3.	Vas WC		Lungime: 350 mm Lățime: 540 mm Înălțime: 400 mm	3 buc.
4.	Clapa dubla		Tip montare: pe perete Lungime: 220 mm Înălțime: 130 mm Număr butoane: 2	3 buc.
5.	Pisoar		Pisoar	1 buc.
6.	Dispenser hartie igienica		Dispenser hartie igienica	3 buc.

NR.	MODELUL (analogie)	DESEN TEHNIC/ IMAGINE	DIMENSIUNI	CANTITATE
7.	Dozator sapun lichid		Dozator sapun lichid	2 buc.
8.	Uscator pentru maini		Uscator pentru maini	2 buc.

				PROIECT TEHNIC			ETAPA	PLANSA	PLANSE
				CHISINAU, REPUBLICA MOLDOVA			DI	19	51
Arhitect	Daniel Trifan	Semnat:	Data:	SPECIFICAREA ECHIPAMENTULUI TEHNICO-SANITAR GTS Sc 1:60					
Arhitect	Eliza Miron								

SPECIFICAREA ECHIPAMENTULUI TEHNICO-SANITAR LABORATOR

NR.	MODELUL (analogie)	DESEN TEHNIC/ IMAGINE	DIMENSIUNI	CANTITATE
1.	Chiuveta bucatarie (incastrata sub blat)		1 cuva 500x450 mm	1 buc.
2.	Baterie		Finisaj: Lucios+Mat Material: Inox	1 buc.

				PROIECT TEHNIC			ETAPA	PLANSA	PLANSE
				CHISINAU, REPUBLICA MOLDOVA			DI	20	51
		Semnat:	Data:						
Arhitect	Daniel Trifan			SSPECIFICAREA ECHIPAMENTULUI TEHNICO-SANITAR LABORATOR Sc 1:60					
Arhitect	Eliza Miron								



Suprafata de lucru
H=1150mm

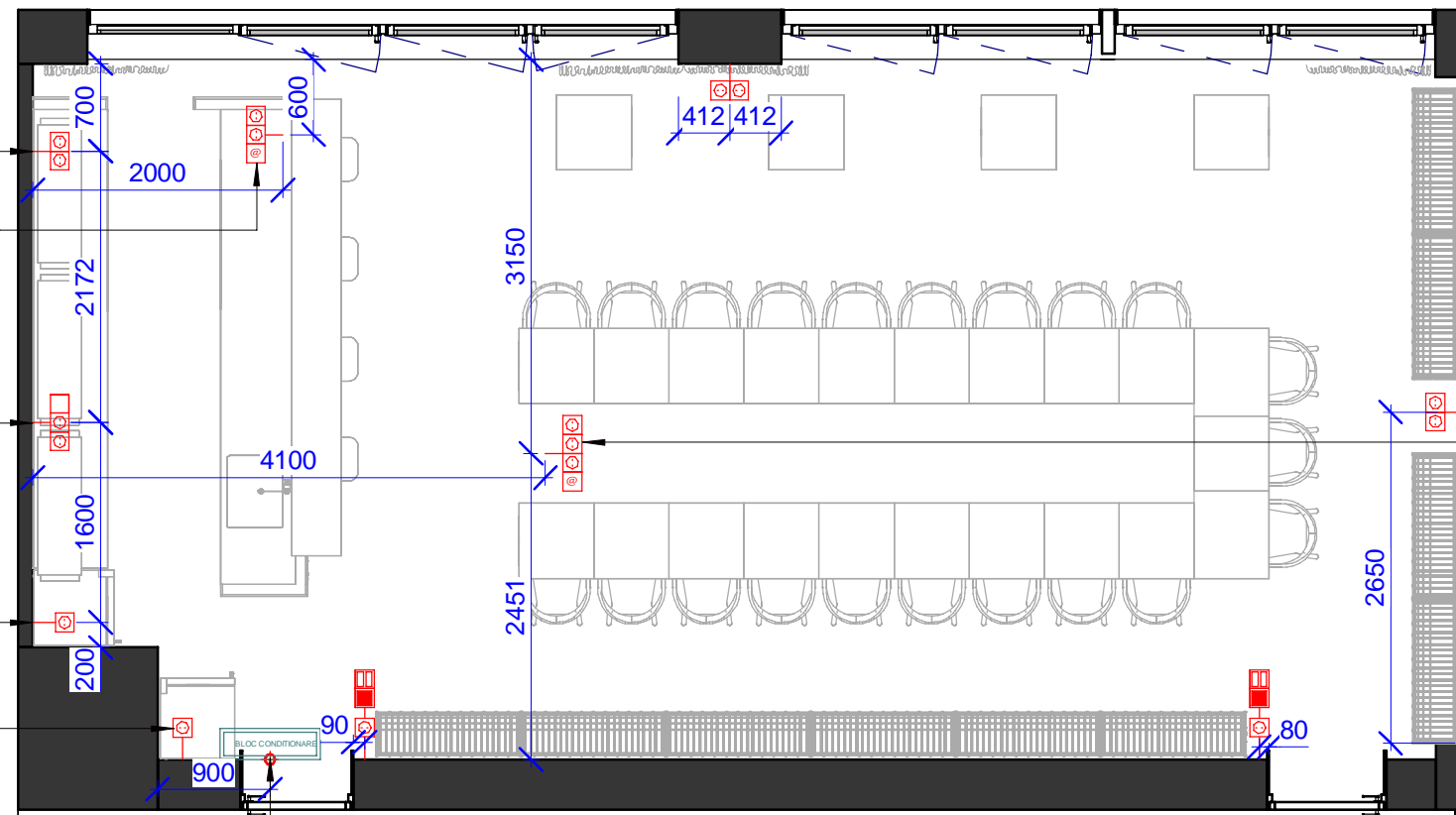
Casierie
H=0.000mm (pardosea)

Suprafata de lucru
H=1150mm

Frigider pentru vin
H=300mm

Frigider pentru vin
H=300mm

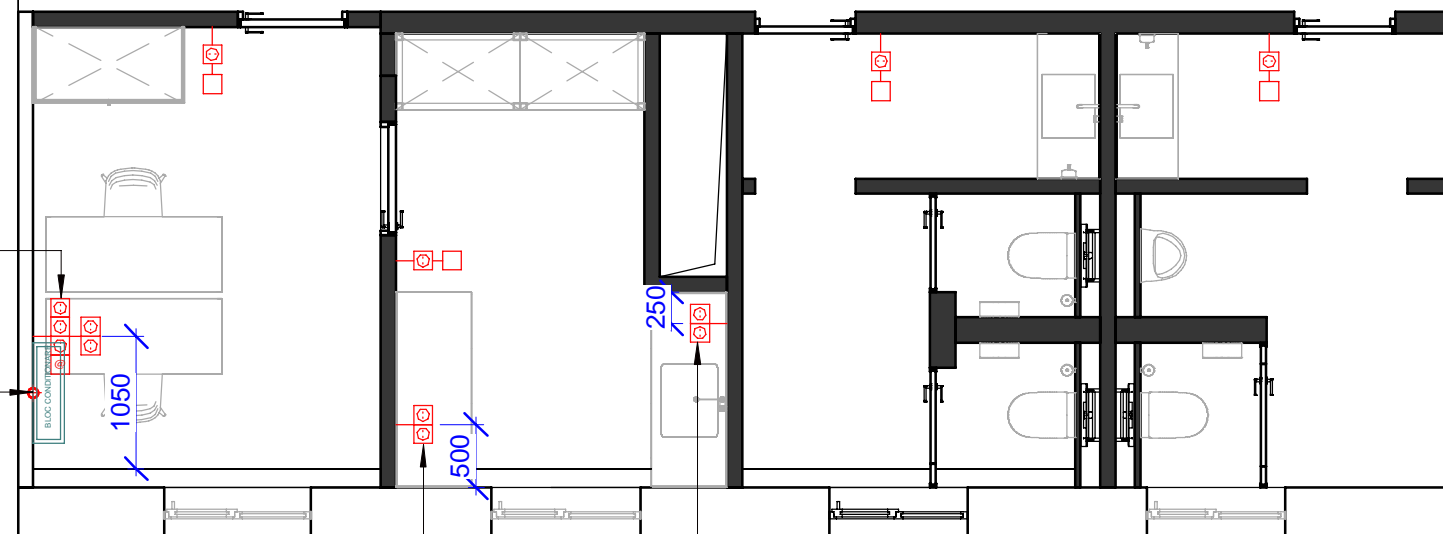
Conditioner
H=2600mm



TV
H=3000 (tavan)

H=900mm
H=300mm

Conditioner
H=2600mm



Suprafata de lucru
H=1150mm

Suprafata de lucru
H=1150mm

EXPLICATIE:

DESEN TEHNIC	DENUMIREA	CANTITATE
	PANOU ELECTRIC	1 BUC.
	ACCES TELECOMUNICATII	1 BUC.
	INTRERUPATOR ORDINAR	5 BUC.
	INTRERUPATOR DUBLU	-
	ÎNTRERUPĂTOR TIP CAP-SCARĂ	2 BUC./2 BUC.
	PRIZA 220V	30 BUC.
	PRIZA INTERNET	3 BUC.
	CABLU 220V	2 BUC.

DESEN TEHNIC	DENUMIRE	CANTITATE
	RAMA ORDINARA	12 BUC.
	RAMA DUBLA orizontala/ verticala	6 BUC./2 BUC
	RAMA TRIPLA	2 BUC.
	RAMA 4 LOCURI	2 BUC.

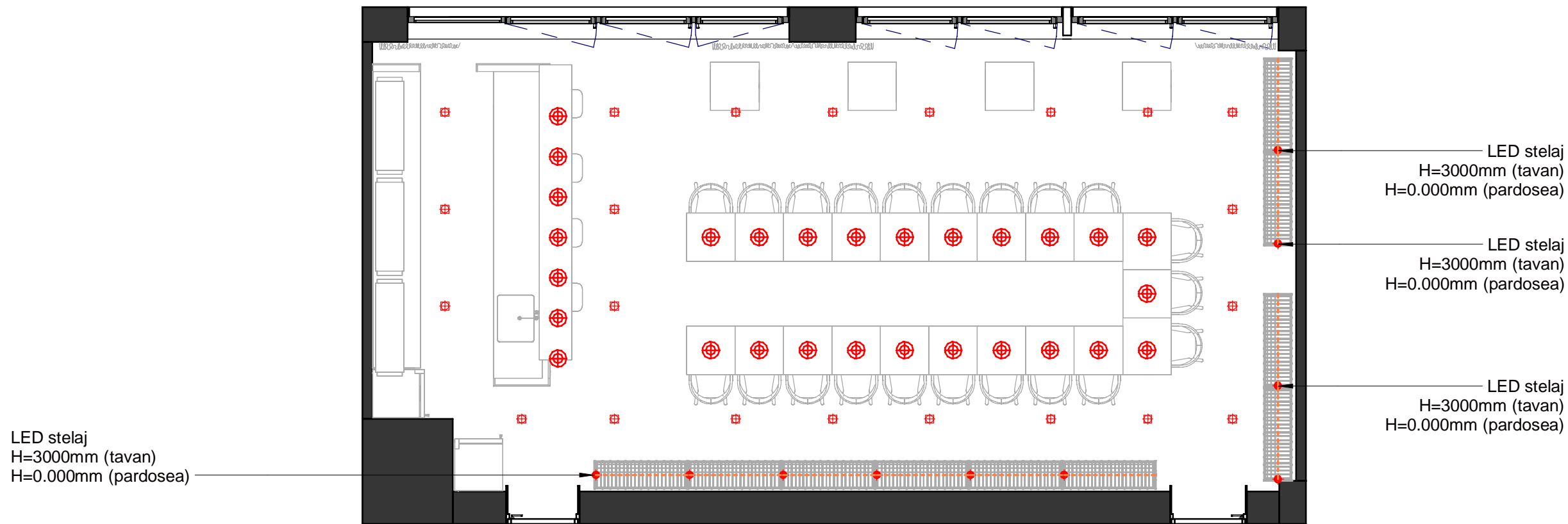
NOTA:

-SE RECOMANDA MONTAREA PRIZELOR SI ÎNTRERUPATOARELOR DE TIP MODULAR.
 -A SE MONTEAZĂ ÎNTRERUPĂTOARE AUTOMATE LA PANoul CENTRAL ELECTRIC PENTRU TOATE ELECTROCASNICILE MARI.
 -TOATE ÎNTRERUPĂTOARELE, CE NU AU INDICATE ÎNĂLTIMEA PE PLANSA, SE MONTEAZĂ LA ÎNĂLTIMEA H=900 MM DE LA PARDOSEA SI 200 MM DE LA PERETE SAU GOLUL USII.
 -TOATE PRIZELE, CE NU AU INDICATE ÎNĂLTIMEA PE PLANSA, SE MONTEAZĂ LA H=300 MM DE LA NIVELUL PARDOSELII FINITE SI 200 MM DE LA PERETE SAU GOLUL USII.
 -DE VERIFICAT PRIZELE IN DEPENDENTA DE ANCHERELE METALICE.

		PROIECT TEHNIC		ETAPA	PLANSA	PLANSE
		CHISINAU, REPUBLICA MOLDOVA		DI	21	51
Arhitect	Daniel Trifan	Semnat:	Data:			
Arhitect	Eliza Miron			PLAN MONTARE PRIZE SI INTRERUPATOARE Sc 1:60		



PLAN MONTARE CORPURI DE ILUMINAT
Sc 1:60



LED stelaj
H=3000mm (tavan)
H=0.000mm (pardosea)

LED stelaj
H=3000mm (tavan)
H=0.000mm (pardosea)

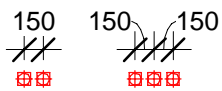
LED stelaj
H=3000mm (tavan)
H=0.000mm (pardosea)

LED stelaj
H=3000mm (tavan)
H=0.000mm (pardosea)



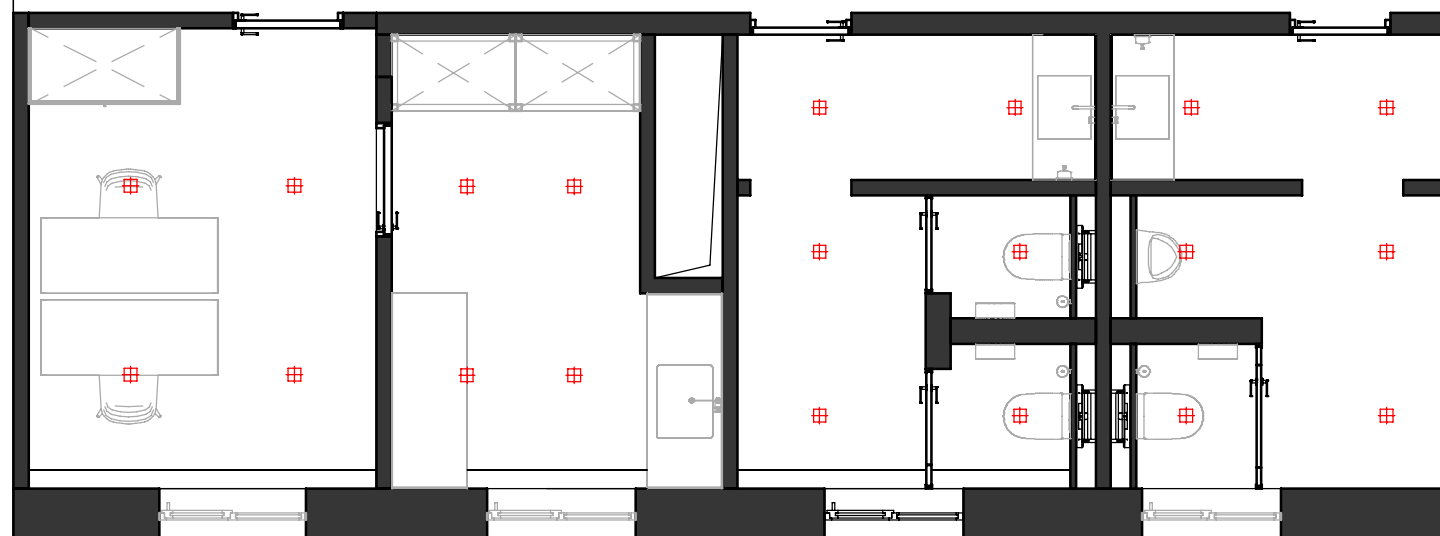
DETALIU:

DIMENSIUNILE PE PLANSA SINT
INDICATE PE MIJLOCUL SETULUI
DE SPOTURI INCASTRATE



EXPLICATIA

D.TEHNIC	DENUMIREA	CANTITATEA
	CORP SUSPENDAT	28 buc.
	LED	23 m.l.
	SPOTURI INCORPORATE	22 buc.
	SPOTURI APLICATE	20 buc.
	CABLU 220V	20 buc.

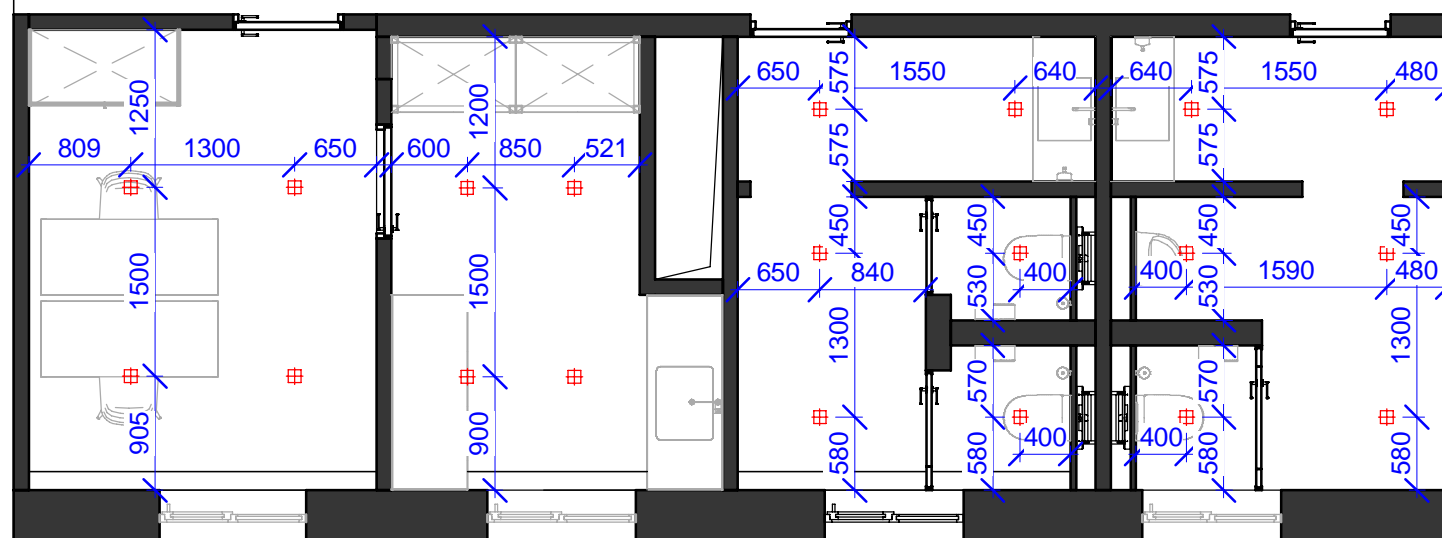
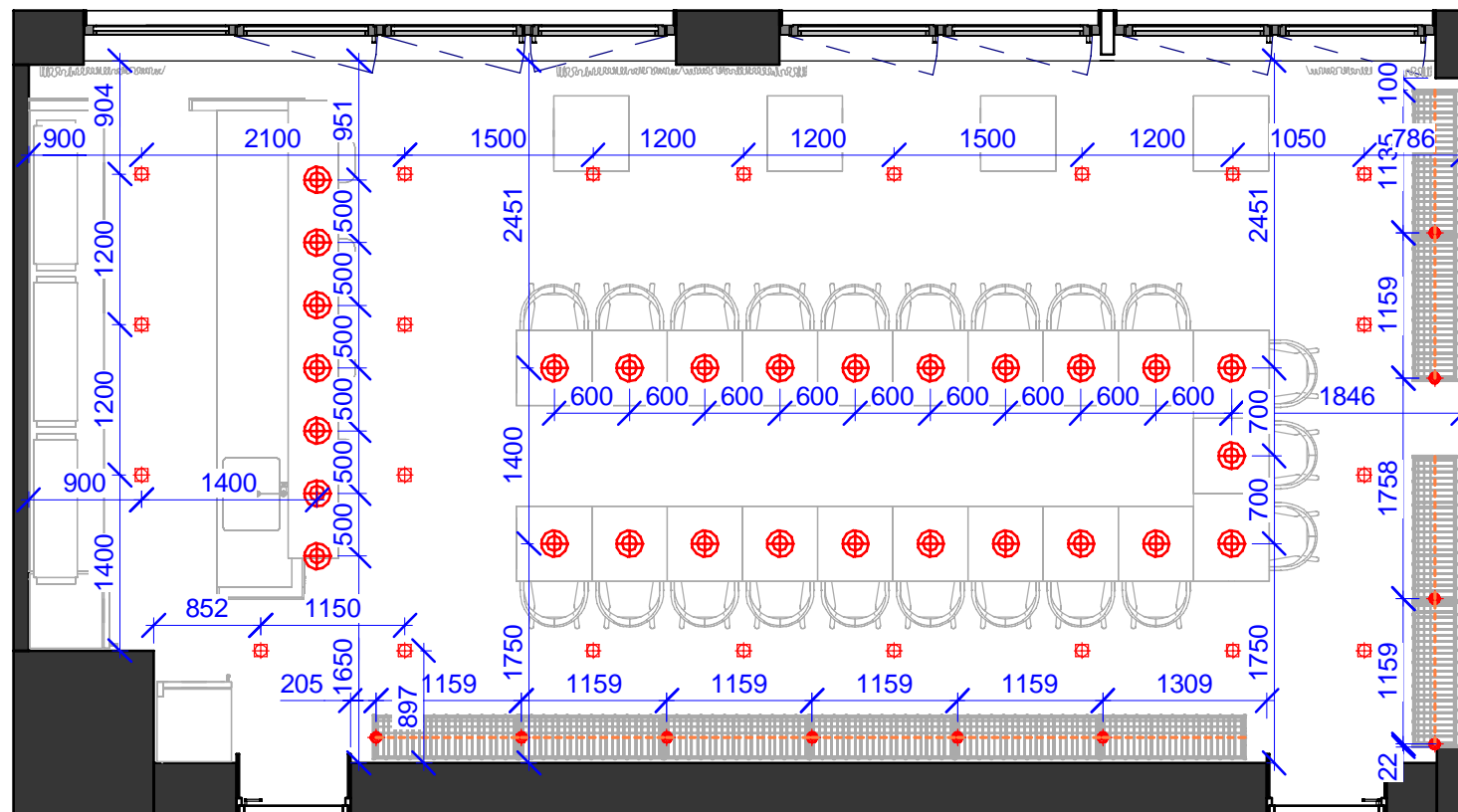


NOTA:

- SE RECOMANDA MONTAREA PRIZELOR SI ÎNTRERUPATOARELOR DE TIP MODULAR.
- A SE MONTEAZĂ ÎNTRERUPATOARE AUTOMATE LA PANoul CENTRAL ELECTRIC PENTRU TOATE ELECTROCASNICILE MARI.
- TOATE ÎNTRERUPATOARELE, CE NU AU INDICATE ÎNĂLTIMEA PE PLANSA, SE MONTEAZĂ LA ÎNĂLTIMEA H=900 MM DE LA PARDOSEA SI 200 MM DE LA PERETE SAU GOLUL USII.
- TOATE PRIZELE, CE NU AU INDICATĂ ÎNĂLTIMEA PE PLANSA, SE MONTEAZĂ LA H=300 MM DE LA NIVELUL PARDOSII FINITE SI 200 MM DE LA PERETE SAU GOLUL USII.
- DE VERIFICAT PRIZELE IN DEPENDENTA DE ANCHERELE METALICE.

PROIECT TEHNIC				ETAPA	PLANSA	PLANSE
CHISINAU, REPUBLICA MOLDOVA				DI	22	51
Arhitect	Daniel Trifan	Semnat:	Data:			
Arhitect	Eliza Miron					
PLAN MONTARE CORPURI DE ILUMINAT Sc 1:60						

PLAN MONTARE CORPURI DE ILUMINAT CU DIMENSIUNI
Sc 1:60



DETALIU:

DIMENSIUNILE PE PLANSA SINT
INDICATE PE MIJLOCUL SETULUI
DE SPOTURI INCASTRATE



EXPLICATIA

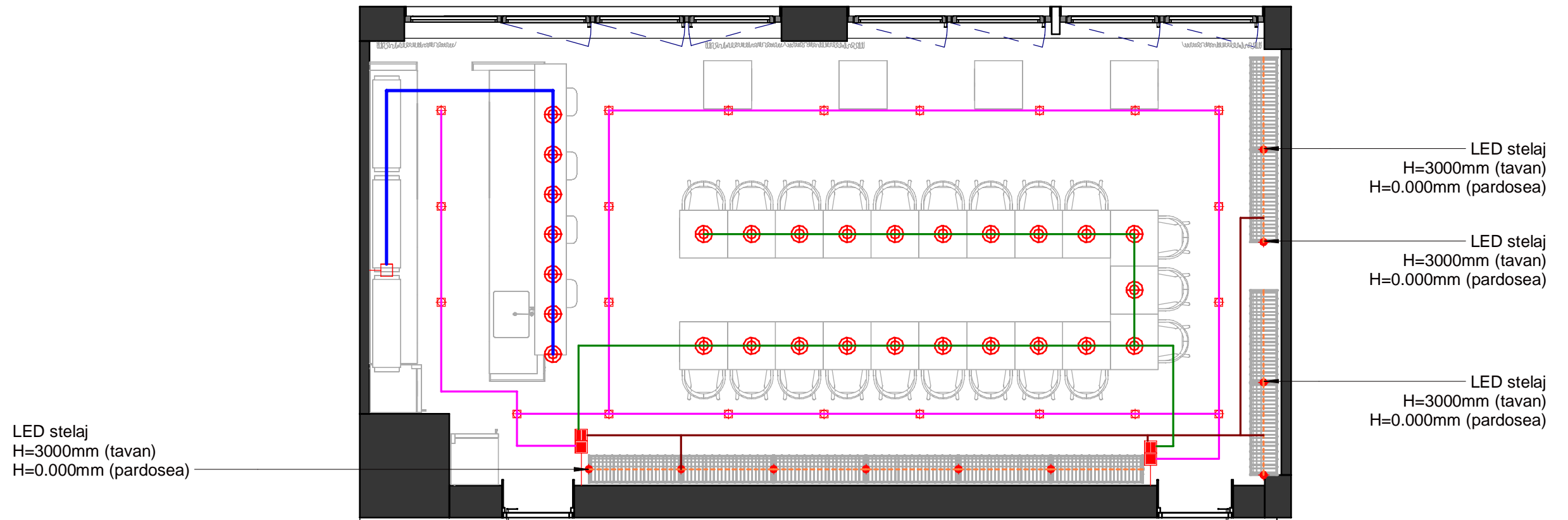
D.TEHNIC	DENUMIREA	CANTITATEA
	CORP SUSPENDAT	28 buc.
	LED	23 m.l.
	SPOTURI INCORPORATE	22 buc.
	SPOTURI APLICATE	20 buc.
	CABLU 220V	20 buc.

NOTA:

- SE RECOMANDA MONTAREA PRIZELOR SI ÎNTRERUPATOARELOR DE TIP MODULAR.
- A SE MONTEAZĂ ÎNTRERUPATOARE AUTOMATE LA PANOUL CENTRAL ELECTRIC PENTRU TOATE ELECTROCASNICILE MARI.
- TOATE ÎNTRERUPATOARELE, CE NU AU INDICATE ÎNĂLTĂIMEA PE PLANSA, SE MONTEAZĂ LA ÎNĂLTĂIMEA H=900 MM DE LA PARDOSEA SI 200 MM DE LA PERETE SAU GOLUL USII.
- TOATE PRIZELE, CE NU AU INDICATA ÎNĂLTĂIMEA PE PLANSA, SE MONTEAZĂ LA H=300 MM DE LA NIVELUL PARDOSELII FINITE SI 200 MM DE LA PERETE SAU GOLUL USII.
- DE VERIFICAT PRIZELE IN DEPENDENTA DE ANCHERELE METALICE.

		PROIECT TEHNIC		
		CHISINAU, REPUBLICA MOLDOVA		
		ETAPA	PLANSA	PLANSE
		DI	23	51
Arhitect	Daniel Trifan	PLAN MONTARE CORPURI DE ILUMINAT CU DIMENSIUNI Sc 1:60		
Arhitect	Eliza Miron			
Semnat: Data:				

PLAN CONECTARE CORPURI DE ILUMINAT TIP 1
Sc 1:60



LED stelaj
H=3000mm (tavan)
H=0.000mm (pardosea)

LED stelaj
H=3000mm (tavan)
H=0.000mm (pardosea)

LED stelaj
H=3000mm (tavan)
H=0.000mm (pardosea)

LED stelaj
H=3000mm (tavan)
H=0.000mm (pardosea)



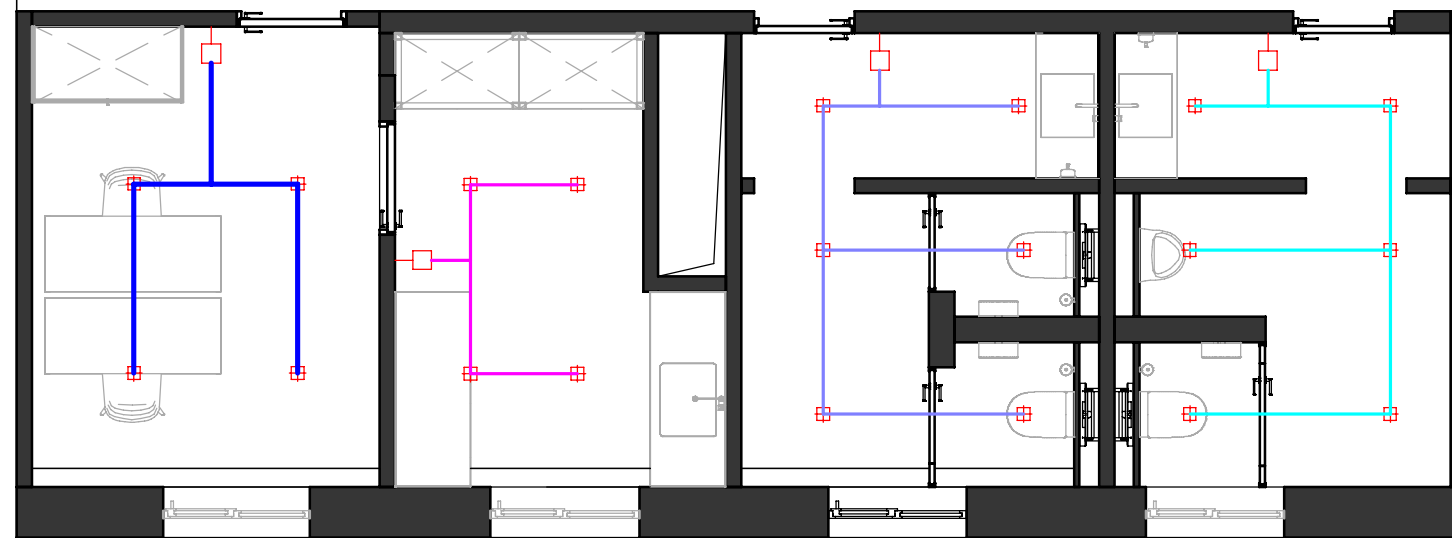
DETALIU:

DIMENSIUNILE PE PLANSA SINT
INDICATE PE MIJLOCUL SETULUI
DE SPOTURI INCASTRATE



EXPLICATIA

D.TEHNIC	DENUMIREA	CANTITATEA
	CORP SUSPENDAT	28 buc.
	LED	23 m.l.
	SPOTURI INCORPORATE	22 buc.
	SPOTURI APLICATE	20 buc.
	CABLU 220V	20 buc.



NOTA:

- SE RECOMANDA MONTAREA PRIZELOR SI ÎNTRERUPTOARELOR DE TIP MODULAR.
- A SE MONTEAZĂ ÎNTRERUPTOARE AUTOMATE LA PANOUL CENTRAL ELECTRIC PENTRU TOATE ELECTROCASNICILE MARI.
- TOATE ÎNTRERUPTOARELE, CE NU AU INDICATE ÎNĂLTIMEA PE PLANSA, SE MONTEAZĂ LA ÎNĂLTIMEA H=900 MM DE LA PARDOSEA SI 200 MM DE LA PERETE SAU GOLUL USII.
- TOATE PRIZELE, CE NU AU INDICATA ÎNĂLTIMEA PE PLANSA, SE MONTEAZĂ LA H=300 MM DE LA NIVELUL PARDOSII FINITE SI 200 MM DE LA PERETE SAU GOLUL USII.
- DE VERIFICAT PRIZELE IN DEPENDENTA DE ANCHERELE METALICE.

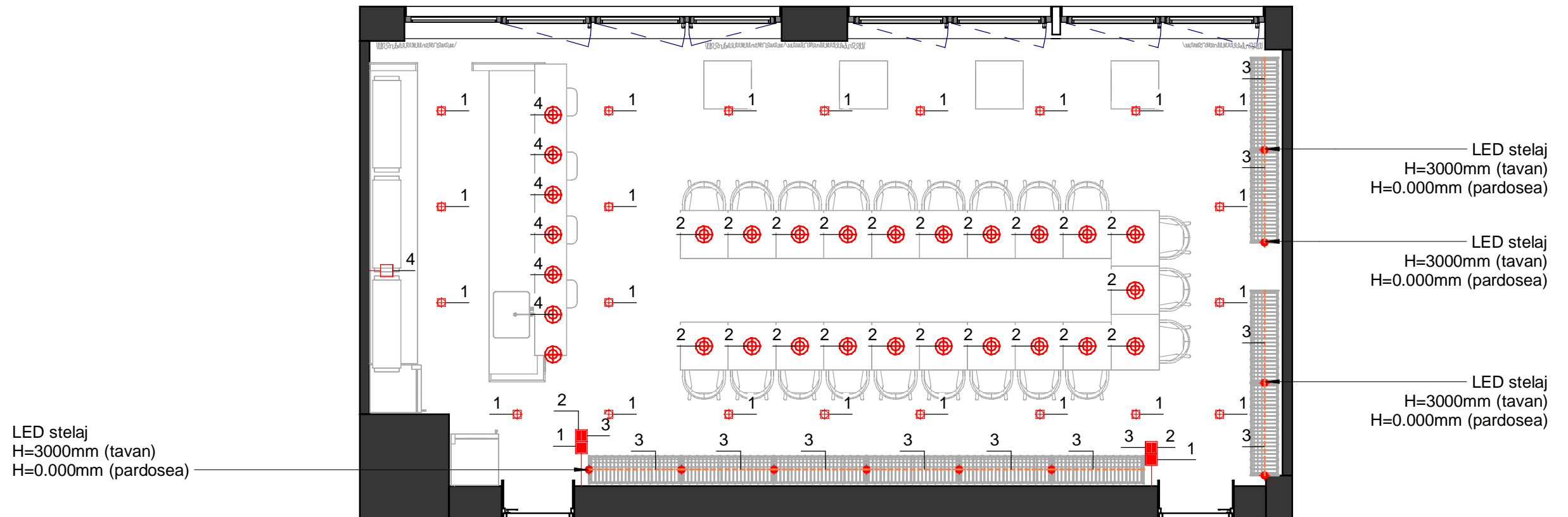
		Semnat:	Data:
Arhitect	Daniel Trifan		
Arhitect	Eliza Miron		

PROIECT TEHNIC		
CHISINAU, REPUBLICA MOLDOVA		
PLAN CONECTARE CORPURI DE ILUMINAT TIP 1 Sc 1:60		

ETAPA	PLANSA	PLANSE
DI	24	51



PLAN CONECTARE CORPURI DE ILUMINAT TIP 2
Sc 1:60



LED stelaj
H=3000mm (tavan)
H=0.000mm (pardosea)

LED stelaj
H=3000mm (tavan)
H=0.000mm (pardosea)

LED stelaj
H=3000mm (tavan)
H=0.000mm (pardosea)

LED stelaj
H=3000mm (tavan)
H=0.000mm (pardosea)

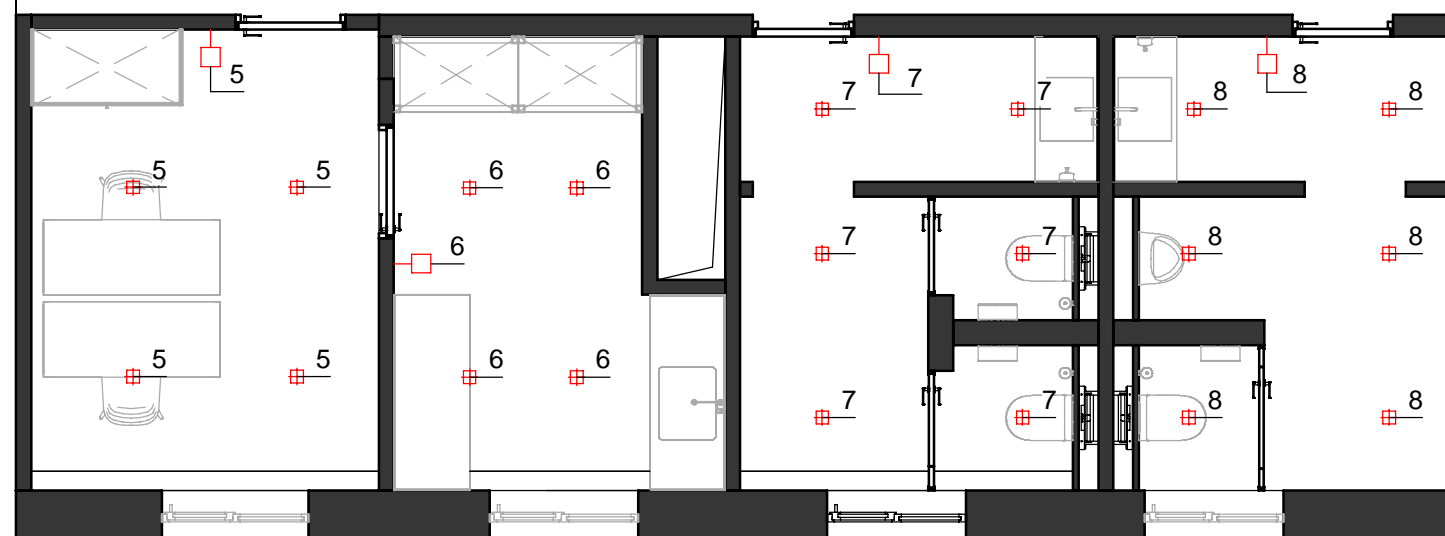


DETALIU:

DIMENSIUNILE PE PLANSA SINT INDICATE PE MIJLOCUL SETULUI DE SPOTURI INCASTRATE

EXPLICATIA

D.TEHNIC	DENUMIREA	CANTITATEA
	CORP SUSPENDAT	28 buc.
	LED	23 m.l.
	SPOTURI INCORPORATE	22 buc.
	SPOTURI APLICATE	20 buc.
	CABLU 220V	20 buc.



NOTA:

- SE RECOMANDA MONTAREA PRIZELOR SI ÎNTRERUPATOARELOR DE TIP MODULAR.
- A SE MONTEAZĂ ÎNTRERUPATOARE AUTOMATE LA PANOUL CENTRAL ELECTRIC PENTRU TOATE ELECTROCASNICILE MARI.
- TOATE ÎNTRERUPATOARELE, CE NU AU INDICATE ÎNĂLTIMEA PE PLANSA, SE MONTEAZĂ LA ÎNĂLTIMEA H=900 MM DE LA PARDOSEA SI 200 MM DE LA PERETE SAU GOLUL USII.
- TOATE PRIZELE, CE NU AU INDICATA ÎNĂLTIMEA PE PLANSA, SE MONTEAZĂ LA H=300 MM DE LA NIVELUL PARDOSII FINITE SI 200 MM DE LA PERETE SAU GOLUL USII.
- DE VERIFICAT PRIZELE IN DEPENDENTA DE ANCHERELE METALICE.

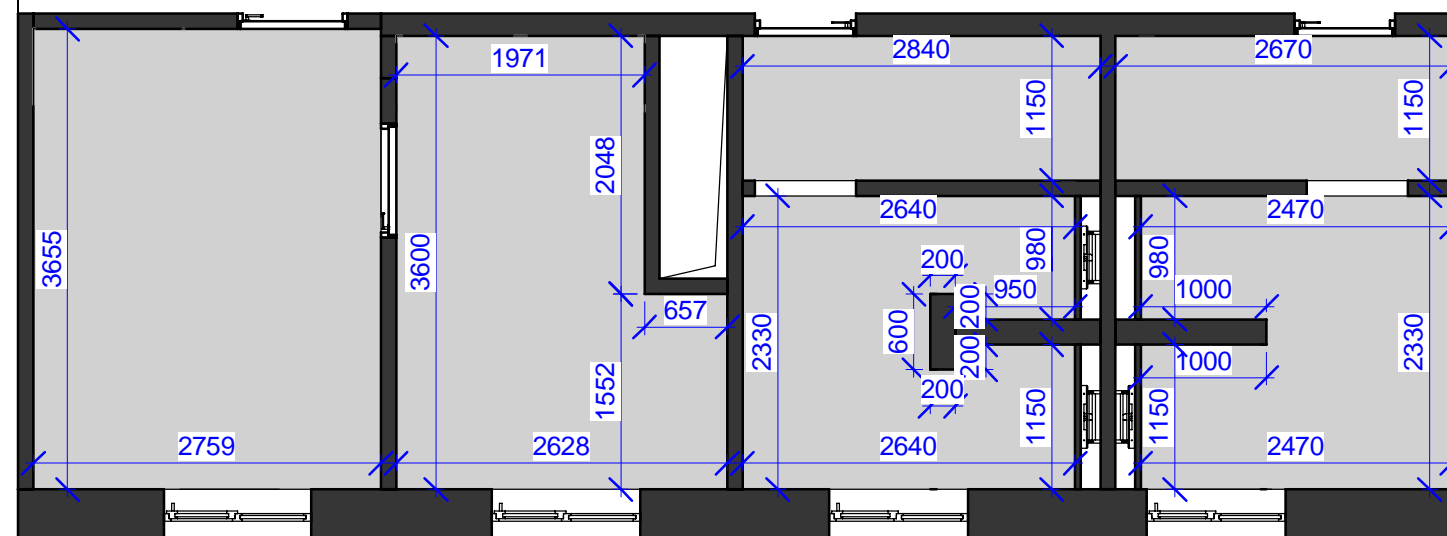
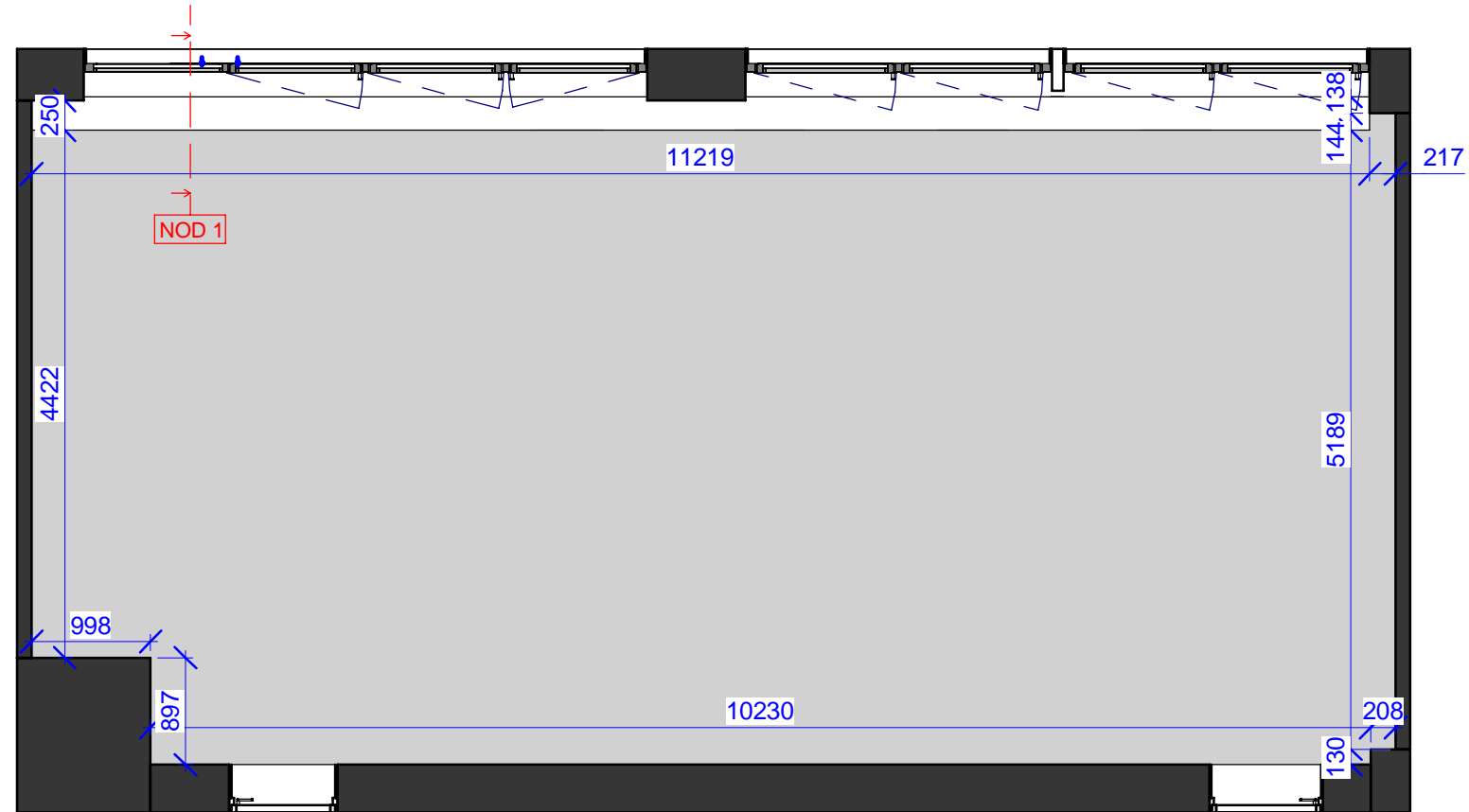
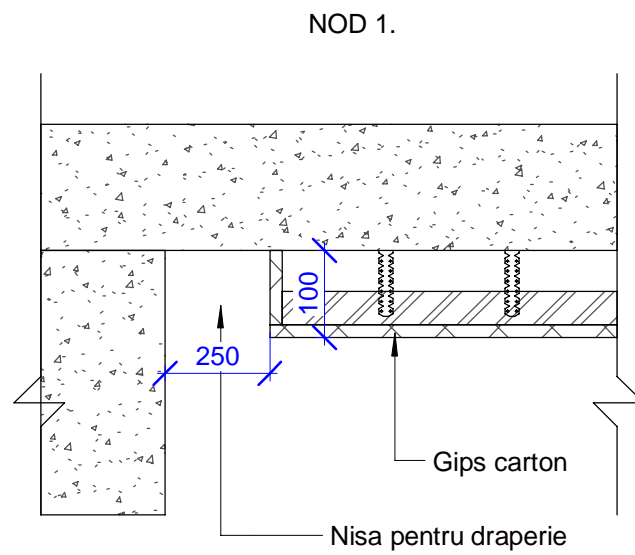
PROIECT TEHNIC				ETAPA	PLANSA	PLANSE
CHISINAU, REPUBLICA MOLDOVA				DI	25	51
Arhitect	Daniel Trifan	Semnat:	Data:			
Arhitect	Eliza Miron					
PLAN CONECTARE CORPURI DE ILUMINAT TIP 2 Sc 1:60						

SPECIFICAREA CORPURILOR DE ILUMINAT

NR.	MODELUL (analogie)	DESEN TEHNIC/ IMAGINE	DIMENSIUNI	CANTITATE
1.	Spot din gips		Rotund incorporat Culoare alba Lumina neutra	22 buc.
2.	Spot aplicat		Spot LED aplicat	20 ml.
3.	Bandă LED		Dimensiuni 5 m Puterea (W) 9.6 W/m Temperatura culoare 3000 K	23 ml.
4.	Corp suspendat		Corp suspendat	28 buc.

				PROIECT TEHNIC			ETAPA	PLANSA	PLANSE
				CHISINAU, REPUBLICA MOLDOVA			DI	26	51
		Semnat:	Data:						
Arhitect	Daniel Trifan			SPECIFICAREA CORPURILOR DE ILUMINAT					
Arhitect	Eliza Miron			Sc 1:60					

PLAN MONTARE TAVAN
Sc 1:60



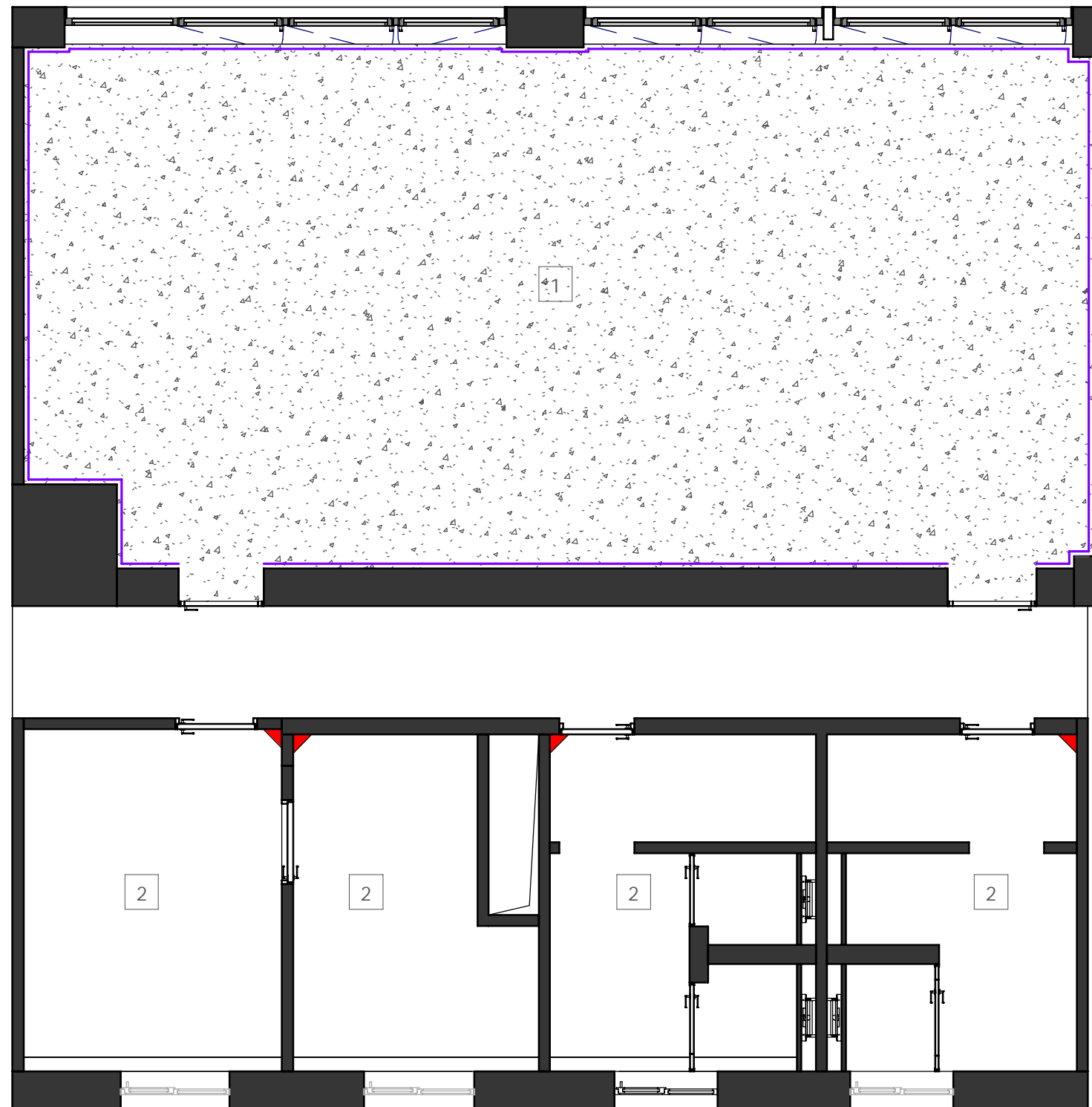
EXPLICATIE		
D.TEHNIC	DENUMIREA	CANTITATEA
	NIVELUL TAVANULUI dupa indreptare	3,1 m ²
	TAVAN GIPS-CARTON coborât -100 mm	95,7 m ²
	SUPRAFATA vopsea alba	98,8 m ²

NOTĂ:

VOLUMUL MATERIALELOR ESTE INDICAT FARA REZERVA.

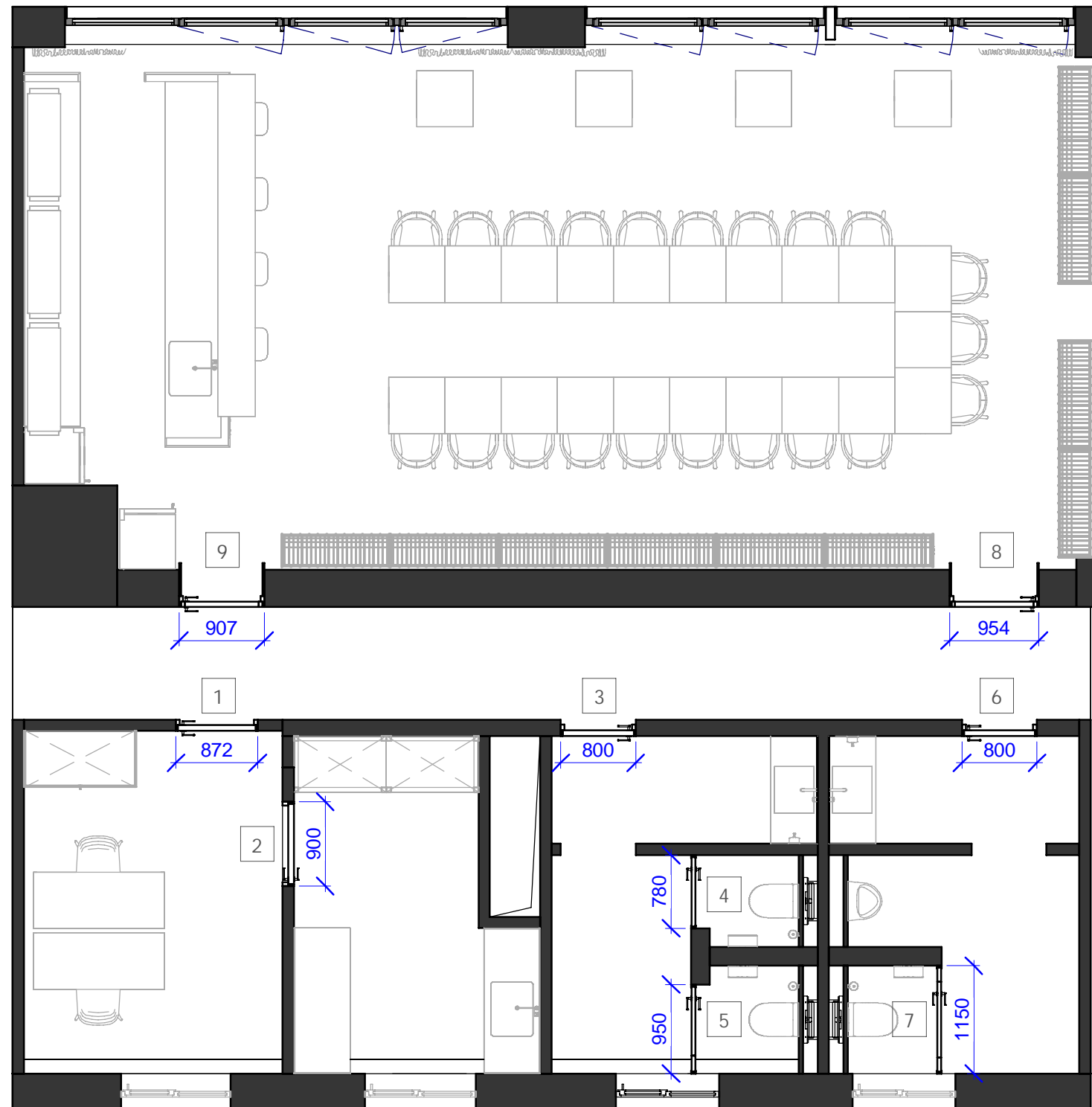
PROIECT TEHNIC				ETAPA	PLANSA	PLANSE
CHISINAU, REPUBLICA MOLDOVA				DI	27	51
Arhitect	Daniel Trifan	Semnat:	Data:	PLAN MONTARE TAVAN Sc 1:60		
Arhitect	Eliza Miron					

PLAN MONTARE PARDOSEA
Sc 1:60



Nr.	Desen tehnic	Furnizor (analogie)	Denumirea	Cantitatea	NOTĂ:	PROIECT TEHNIC		ETAPA	PLANSA	PLANSE	
						CHISINAU, REPUBLICA MOLDOVA		DI	28	51	
1		Thrakon	Microciment	63,7 m ²	VOLUMUL MATERIALELOR ESTE INDICAT FARA REZERVA.						
2		Plitka.md	Gresie Portelanata Geotiles Colorado Perla 600x1200 mm	35,1 m ²		Arhitect	Daniel Trifan	Semnat:	Data:		
3		KRAAB	Plinta de umbrire	32,2 m ²		Arhitect	Eliza Miron				
						PLAN MONTARE PARDOSEA Sc 1:60					

PLAN MONTARE USI
Sc 1:60



NR.	DENUMIREA	DIMENSIUNEA
1	Usa cu toc (cabinet)	872x2100 mm
2	Usa cu toc (laborator)	900x2100 mm
3	Usa cu toc (gts. femei)	800x2100 mm
4	Usa wc	780x2100 mm
5	Usa wc	950x2100 mm
6	Usa cu toc (gts. barbati)	800x2100 mm
7	Usa wc	1150x2100 mm
8	Usa din profil metalic	954x2100 mm
9	Usa din profil metalic	907x2100 mm

NOTĂ:

TOATE DIMENSIUNILE SE VERIFICĂ LA FAȚA LOCULUI.

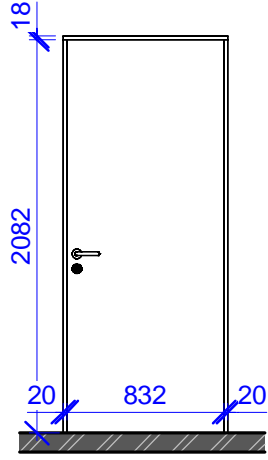
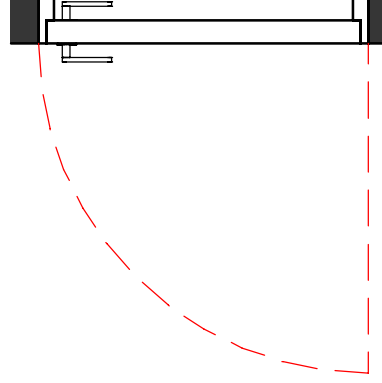

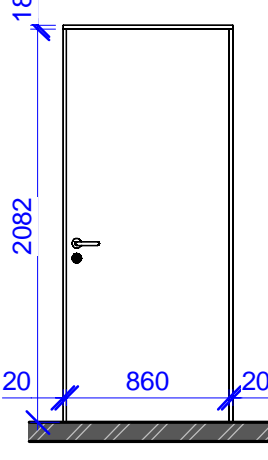
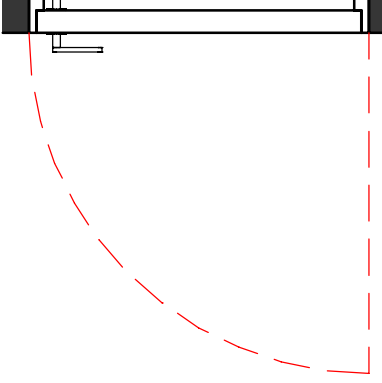

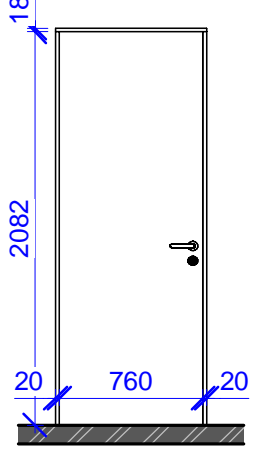
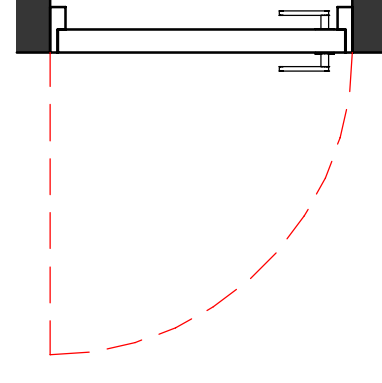

		Semnat:	Data:
Arhitect	Daniel Trifan		
Arhitect	Eliza Miron		

PROIECT TEHNIC
CHISINAU, REPUBLICA MOLDOVA

PLAN MONTARE USI
Sc 1:60

ETAPA	PLANSA	PLANSE
DI	29	51

SPECIFICARE USI

NR.	MODEL	DIMENSIUNI	DESEN TEHNIC/ IMAGINE	DESCHIDERE	TIP MANER	DESEN TEHNIC/ IMAGINE
1.	Usa cu toc (cabinet)	872x2100 mm			Maner culoare neagra Metal	
2.	Usa cu toc (laborator)	900x2100 mm			Maner culoare neagra Metal	
3.	Usa cu toc (gts femei)	800x2100 mm			Maner culoare neagra Metal	

				PROIECT TEHNIC			ETAPA	PLANSA	PLANSE
				CHISINAU, REPUBLICA MOLDOVA			DI	30	51
Arhitect	Daniel Trifan	Semnat:	Data:	SPECIFICARE USI Sc 1:60					
Arhitect	Eliza Miron								

SPECIFICARE USI

NR.	MODEL	DIMENSIUNI	DESEN TEHNIC/ IMAGINE	DESCHIDERE	TIP MANER	DESEN TEHNIC/ IMAGINE
4.	Usa (wc)	780x2100 mm			Maner culoare neagra Metal	
5.	Usa (wc)	950x2100 mm			Maner culoare neagra Metal	
6.	Usa cu toc (gts barbati)	800x2100 mm			Maner culoare neagra Metal	

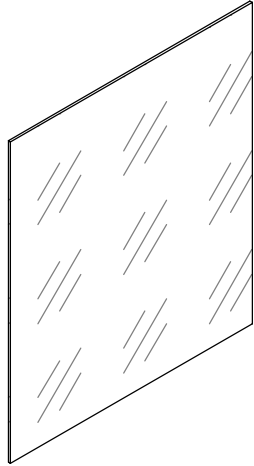

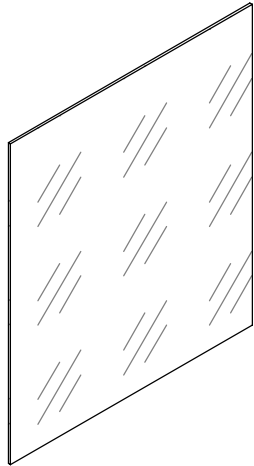

				PROIECT TEHNIC			ETAPA	PLANSA	PLANSE
				CHISINAU, REPUBLICA MOLDOVA			DI	31	51
Arhitect	Daniel Trifan	Semnat:	Data:	SPECIFICARE USI Sc 1:60					
Arhitect	Eliza Miron								

SPECIFICARE USI

NR.	MODEL	DIMENSIUNI	DESEN TEHNIC/ IMAGINE	DESCHIDERE	TIP MANER	DESEN TEHNIC/ IMAGINE
7.	Usa (wc)	1150x2100 mm			Maner culoare neagra Metal	
8.	Usa din profil metalic	954x2100 mm			Maner culoare neagra Metal	
9.	Usa din profil metalic	907x2100 mm			Maner culoare neagra Metal	

				PROIECT TEHNIC			ETAPA	PLANSA	PLANSE
				CHISINAU, REPUBLICA MOLDOVA			DI	32	51
Arhitect	Daniel Trifan	Semnat:	Data:	SPECIFICARE USI Sc 1:60					
Arhitect	Eliza Miron								

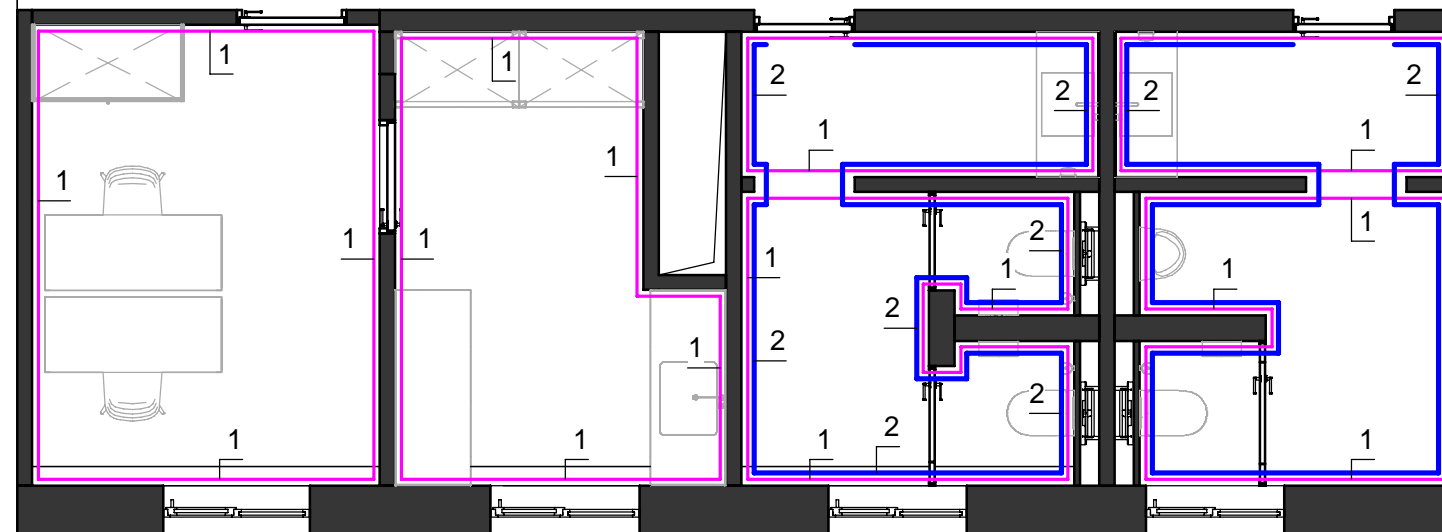
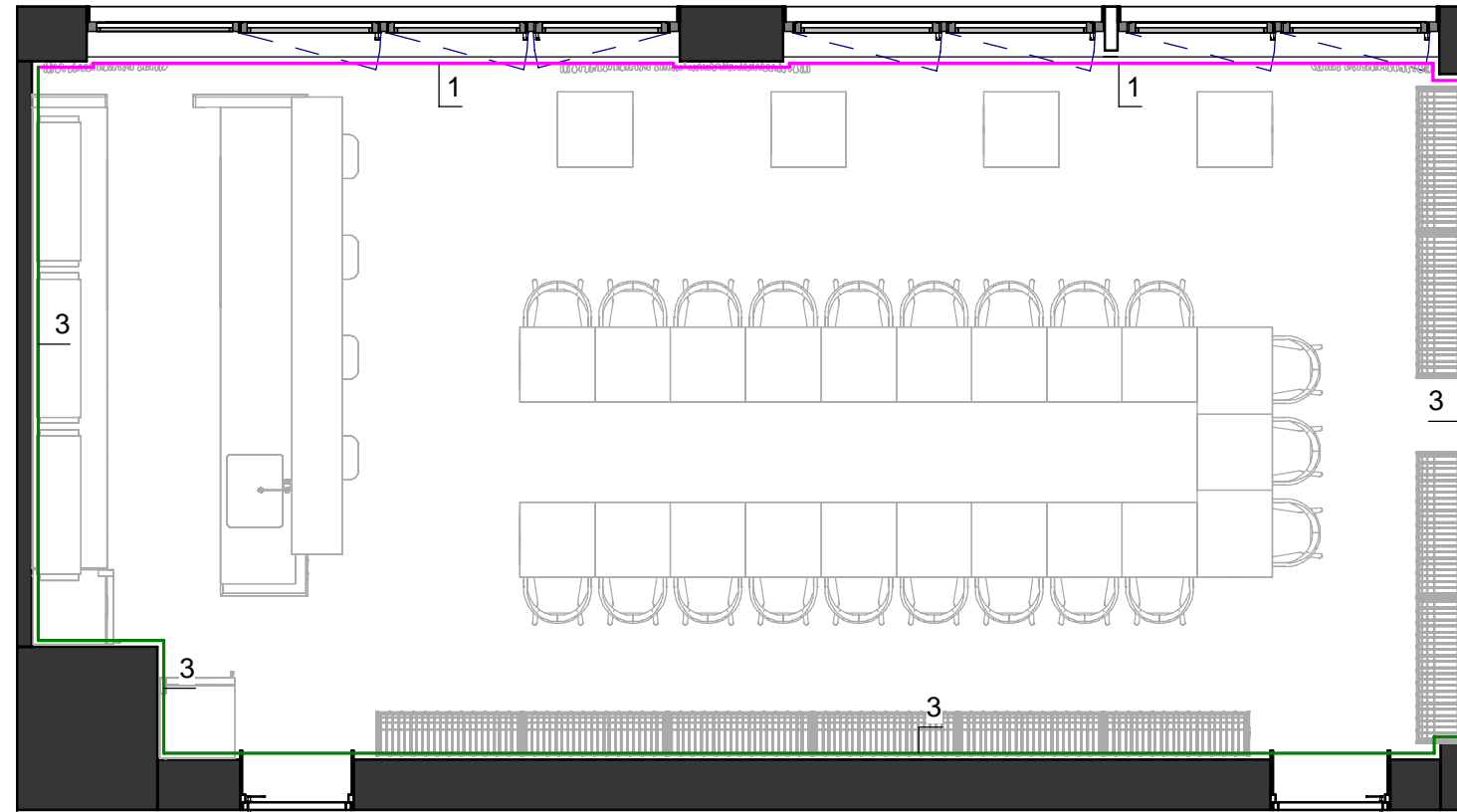
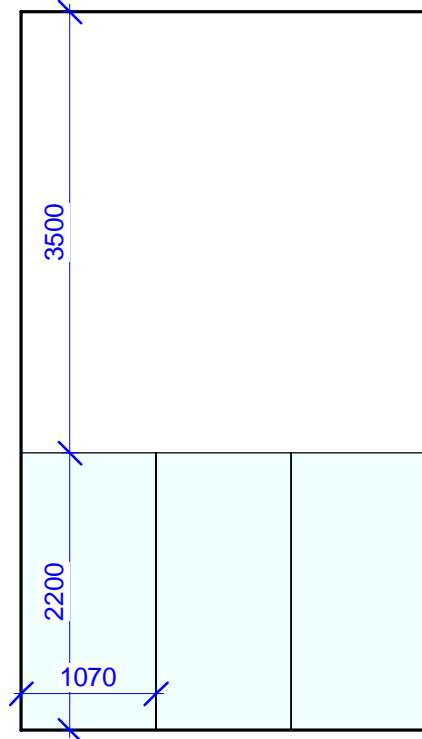
SPECIFICARE OGLINZI

NR.	DIMENSIUNI	DESEN TEHNIC/ IMAGINE	
1.	Oglinda 1130x1300mm (gts femei)	 	
2.	Oglinda 1130x1300mm (gts barbati)	 	

				PROIECT TEHNIC			ETAPA	PLANSA	PLANSE
				CHISINAU, REPUBLICA MOLDOVA			DI	33	51
				Arhitect	Daniel Trifan	Semnat:	Data:		
				Arhitect	Eliza Miron				
				SPECIFICARE OGLINZI Sc 1:60					

SPECIFICAREA MATERIALELOR DE FINISARE PENTRU PERETI
Sc 1:60

Montare gresie portelanata
Geotiles Colorado Perla



EXPLICATIA

Nr.	Desen tehnic	Furnizor (analogie)	Denumirea	Cantitatea
1		Thrakon	Vopsea alba	155,1 m ²
2		Plitka.md	Gresie Portelanata Geotiles Colorado Perla 600x1200 mm	41,9 m ²
3		-	Klinker	60,5 m ²




NOTĂ:

VOLUMUL MATERIALELOR ESTE INDICAT FARA REZERVA.

		Semnat:	Data:
Arhitect	Daniel Trifan		
Arhitect	Eliza Miron		

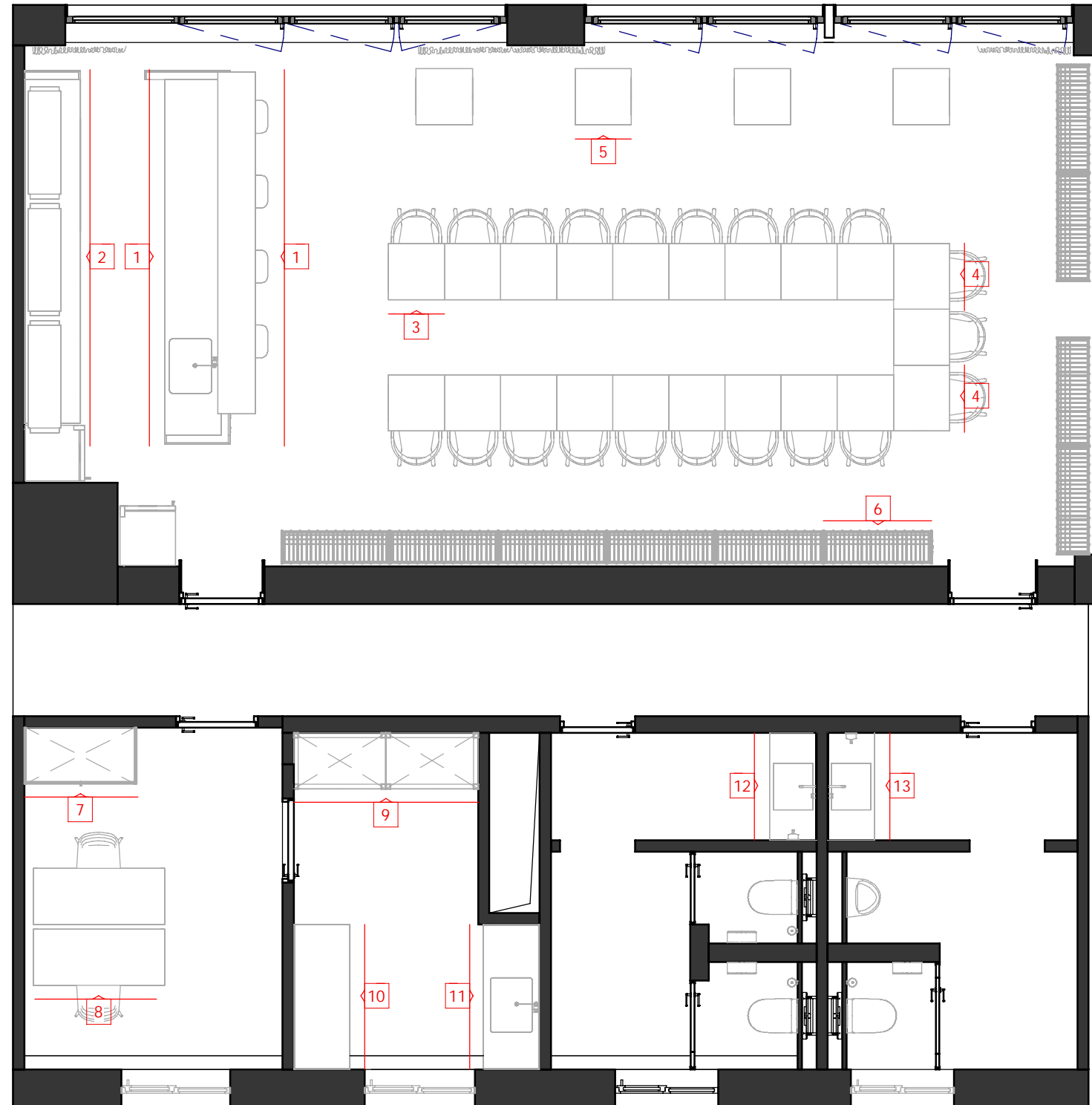
PROIECT TEHNIC		
CHISINAU, REPUBLICA MOLDOVA		
ETAPA	PLANSA	PLANSE
DI	34	51
SPECIFICAREA MATERIALELOR DE FINISARE PENTRU PERETI Sc 1:60		

BORDEROUL MATERIALELOR DE FINISARE

NR.	MODEL	DESEN TEHNIC/ IMAGINE	DIMENSIUNI (mm)	FURNIZOR (analogie)	CANTITATE
1.	RIGIPS,Knauf		2500x1200x12,5 mm	-	95,7 m ² .(tavan) 4,8 m ² .(pereti)
2.	Vopsea culoarea Alba		-	Thrakon	253,9 m ² .
3.	Gresie Portelanata Geotiles Colorado Perla		600x1200 mm	Plitka.md	77 m ² . (pereti+pardosea)




				PROIECT TEHNIC			ETAPA	PLANSA	PLANSE
				CHISINAU, REPUBLICA MOLDOVA			DI	35	51
		Arhitect	Daniel Trifan	Semnat:	Data:	BORDEROUL MATERIALELOR DE FINISARE Sc 1:25			
		Arhitect	Eliza Miron						
									

SPECIFICAREA DESFASURATELOR
Sc 1:60



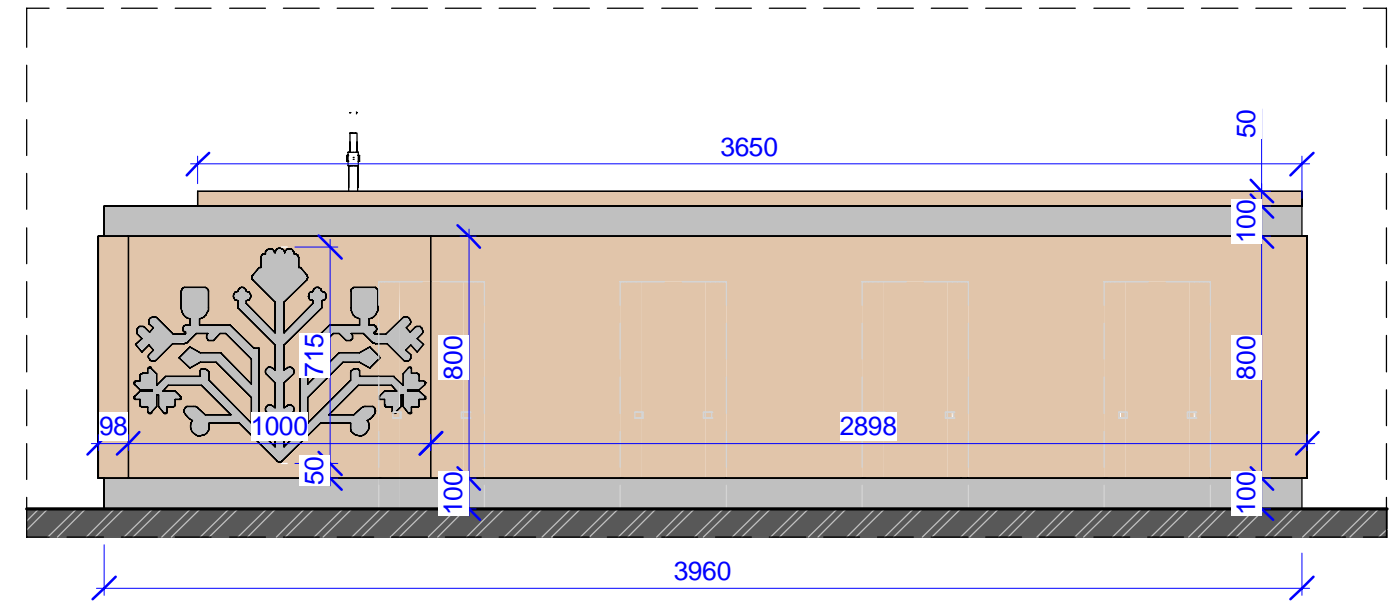
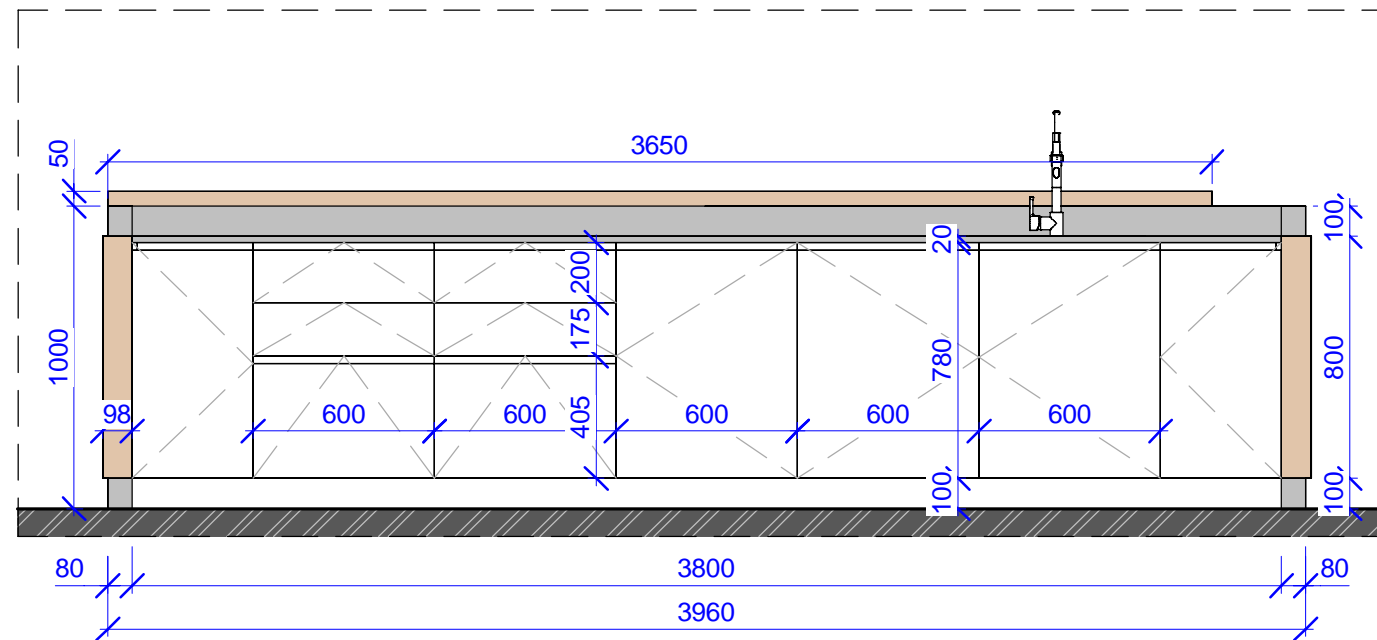
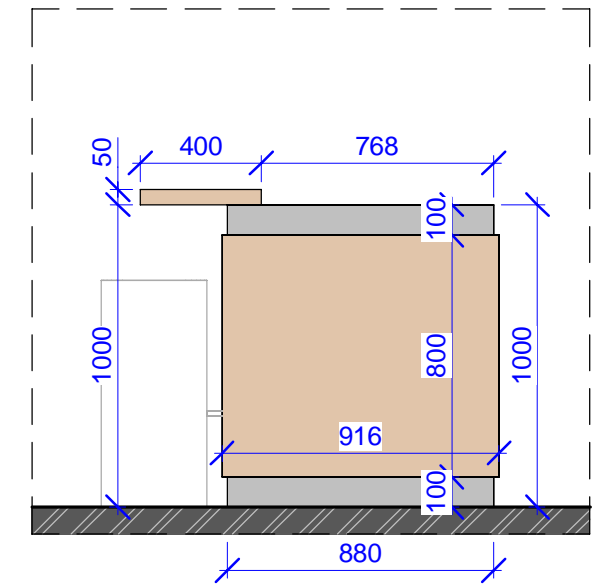
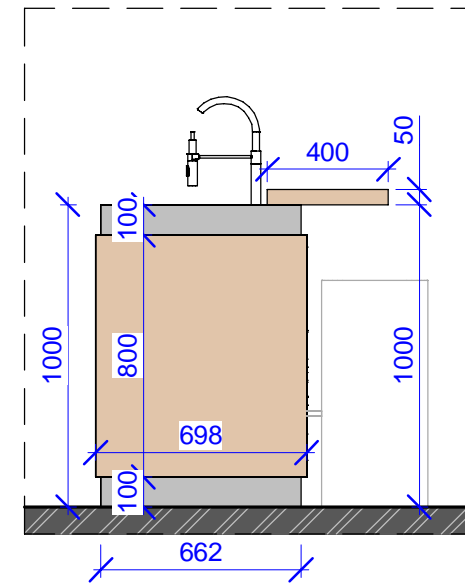
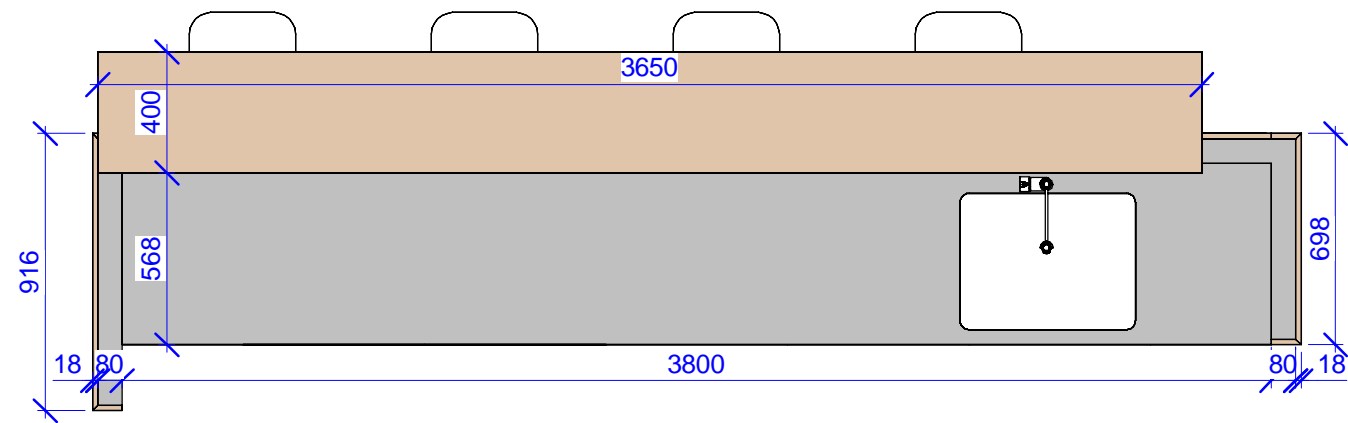
				PROIECT TEHNIC			ETAPA	PLANSA	PLANSE
				CHISINAU, REPUBLICA MOLDOVA			DI	36	51
				SPECIFICAREA DESFASURATELOR Sc 1:60					
				Arhitect	Daniel Trifan	Semnat:			
				Arhitect	Eliza Miron				

SPECIFICARE MOBILIER

NR.	MODEL (analogie)	DESEN TEHNIC/ IMAGINE	DIMENSIUNI	CANTITATE
1.	Scaune Scaune.md		-	21 buc.
2.	Scaun		-	1 buc.
3.	Scaun		-	1 buc.

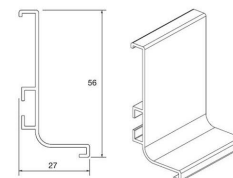
				PROIECT TEHNIC			ETAPA	PLANSA	PLANSE
				CHISINAU, REPUBLICA MOLDOVA			DI	37	51
		Arhitect	Daniel Trifan	Semnat:	Data:	SPECIFICARE MOBILIER Sc 1:60			
		Arhitect	Eliza Miron						
									

DESFASURATA 1
Sc 1:25



NOTA:

MOBILA CORP ESTE CONFECTIONATA DIN AGT SI FOLOSITE PENTRU DESCHIDERE MANERE PROFILAT (GOLA) .
BLATUL CONFECTIONAT DIN METAL.



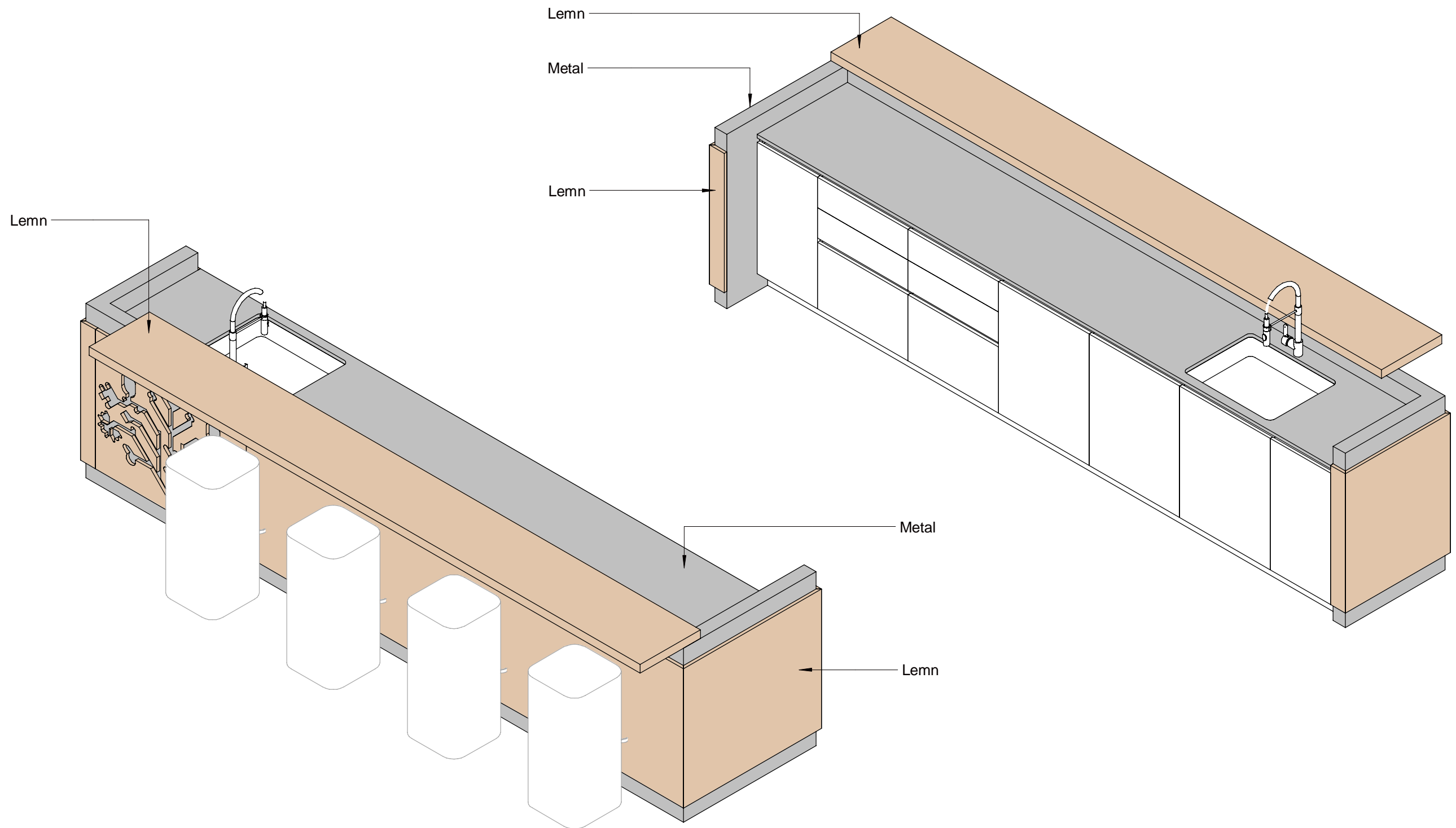
		Semnat:	Data:
Arhitect	Daniel Trifan		
Arhitect	Eliza Miron		

PROIECT TEHNIC	
CHISINAU, REPUBLICA MOLDOVA	
DESFASURATA 1	
Sc 1:25	

ETAPA	PLANSA	PLANSE
DI	38	51

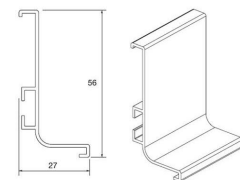


3D DESFASURATA 1
Sc 1:60



NOTA:

MOBILA CORP ESTE CONFECTIONATA DIN AGT SI FOLOSITE PENTRU DESCHIDERE MANERE PROFILAT (GOLA) .
BLATUL CONFECTIONAT DIN METAL.



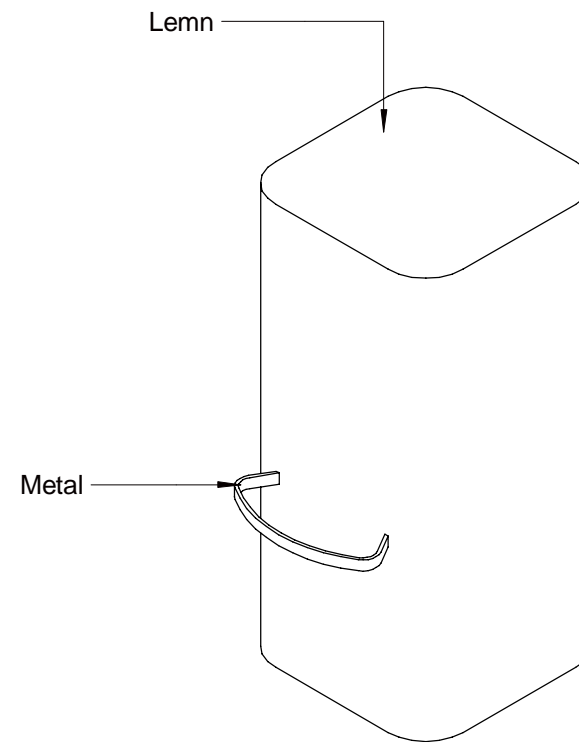
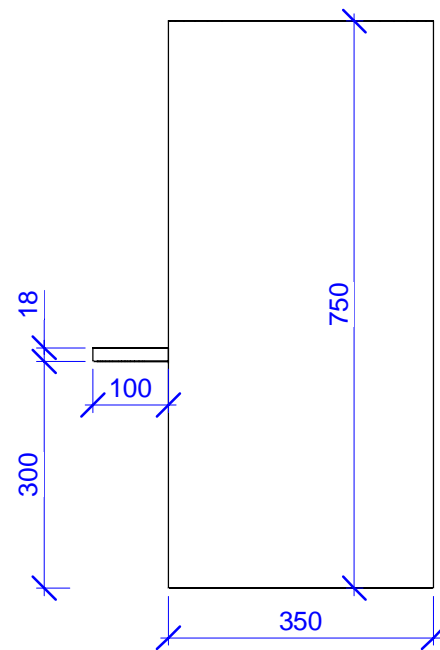
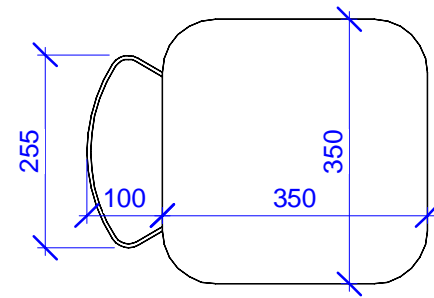
		Semnat:	Data:
Arhitect	Daniel Trifan		
Arhitect	Eliza Miron		

PROIECT TEHNIC
CHISINAU, REPUBLICA MOLDOVA

3D DESFASURATA 1
Sc 1:60

ETAPA	PLANSA	PLANSE
DI	39	51

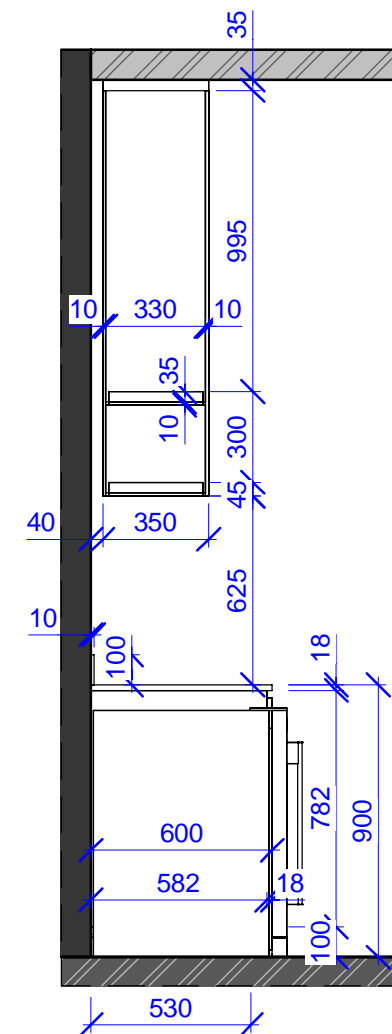
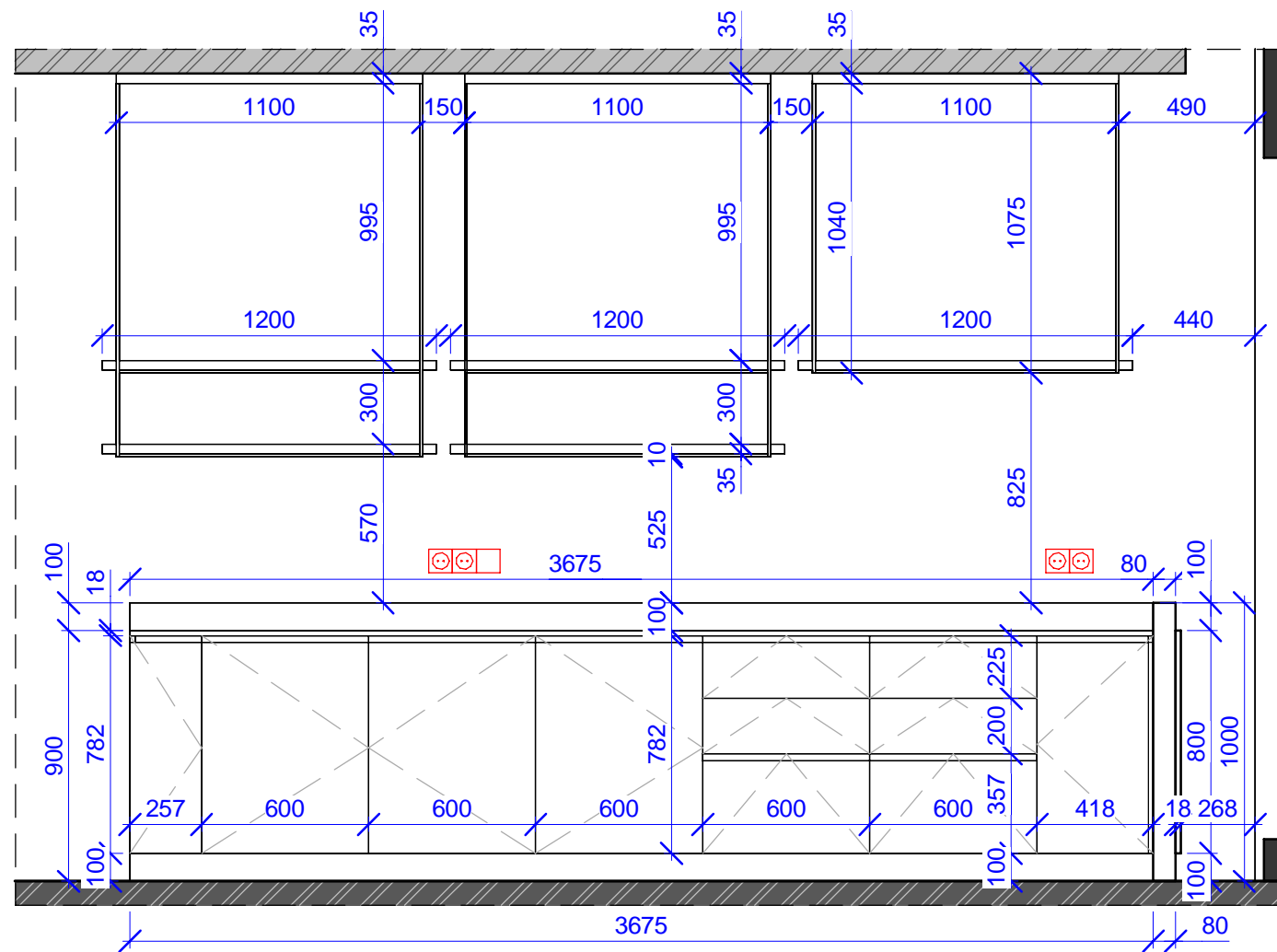
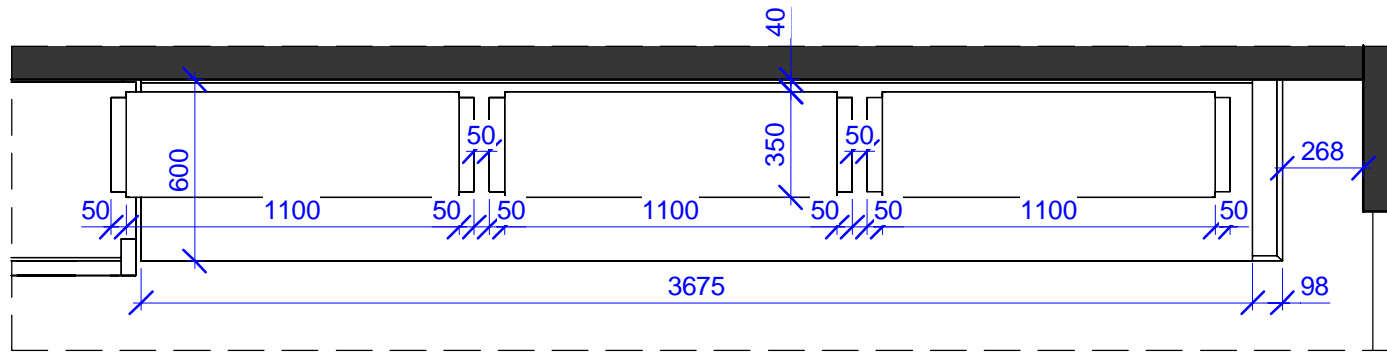
DESFASURATA SCAUNE DE BAR
Sc 1:10



NOTA:
SCAUNELE SUNT CONFECTIONATE DIN LEMN.

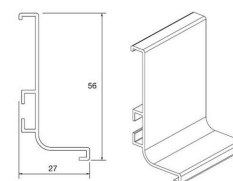
				PROIECT TEHNIC	ETAPA	PLANSA	PLANSE
				CHISINAU, REPUBLICA MOLDOVA	DI	40	51
Arhitect	Daniel Trifan	Semnat:	Data:	DESFASURATA SCAIUNE DE BAR Sc 1:10			
Arhitect	Eliza Miron						

DESFASURATA 2
Sc 1:60



NOTA:

MOBILA CORP ESTE CONFECTIONATA DIN PAL SI FOLOSITE PENTRU DESCHIDERE MANERE PROFILAT (GOLA).
BLATUL CONFECTIONAT DIN METAL.



		Semnat:	Data:
Arhitect	Daniel Trifan		
Arhitect	Eliza Miron		


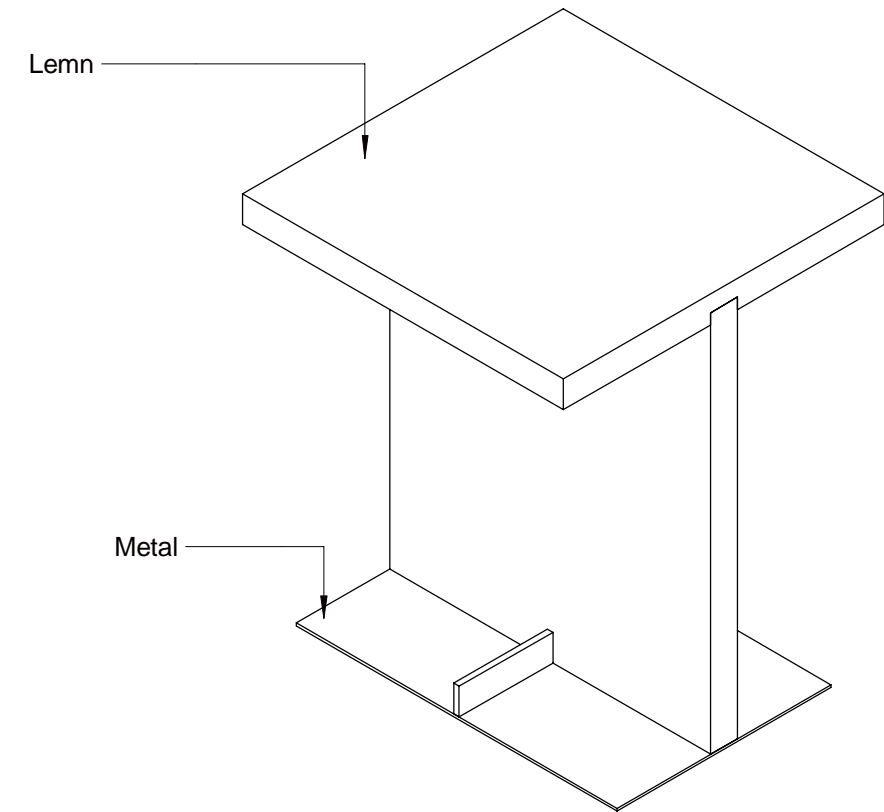
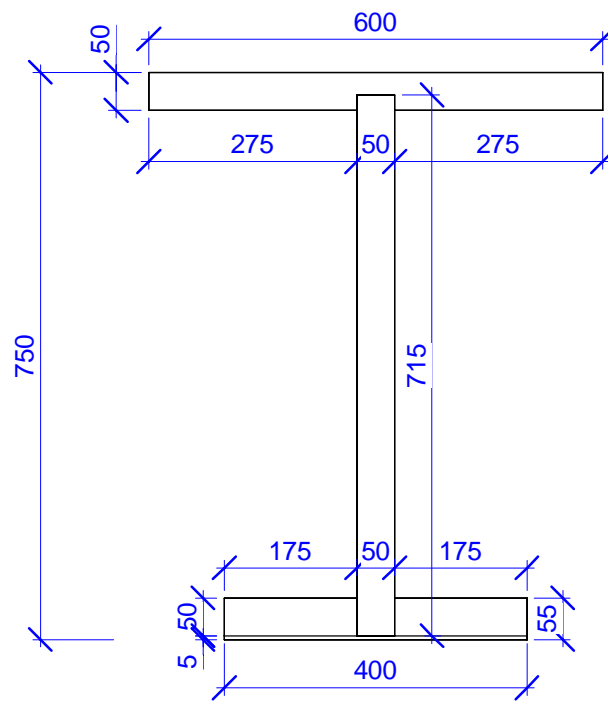
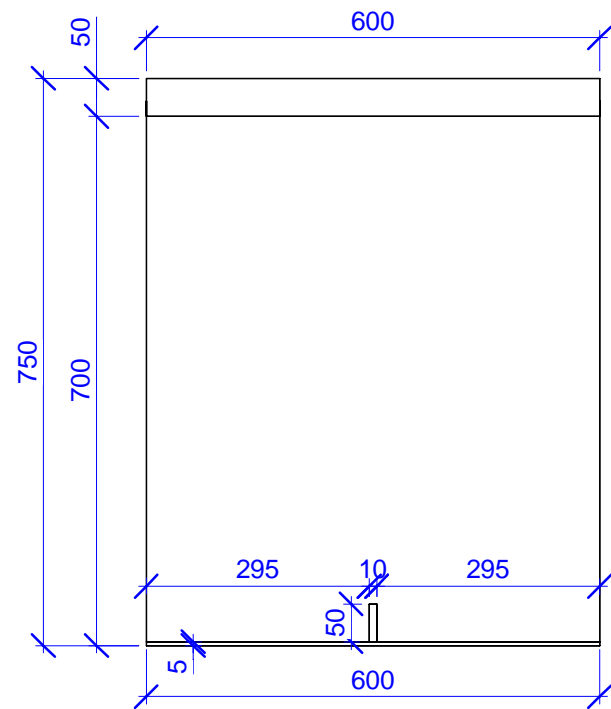
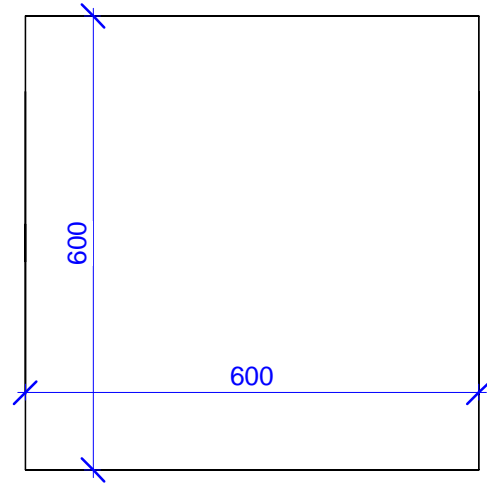
PROIECT TEHNIC
CHISINAU, REPUBLICA MOLDOVA

ETAPA	PLANSA	PLANSE
DI	41	51

DESFASURATA 2
Sc 1:60



DESFASURATA 3
Sc 1:10

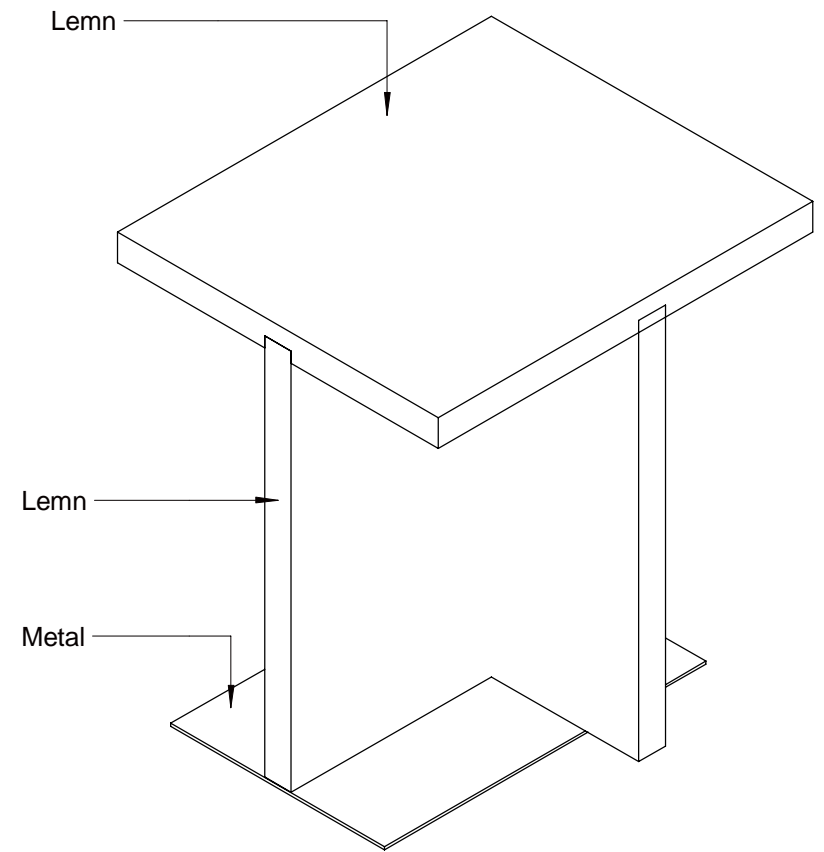
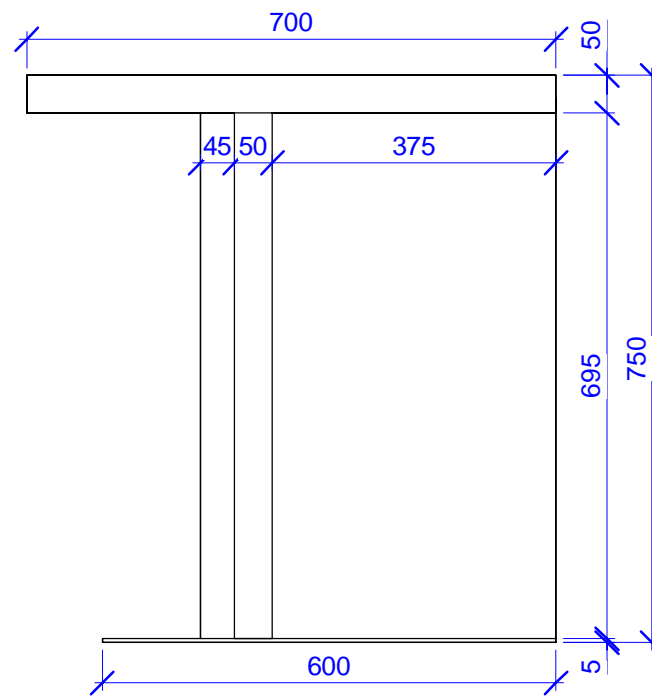
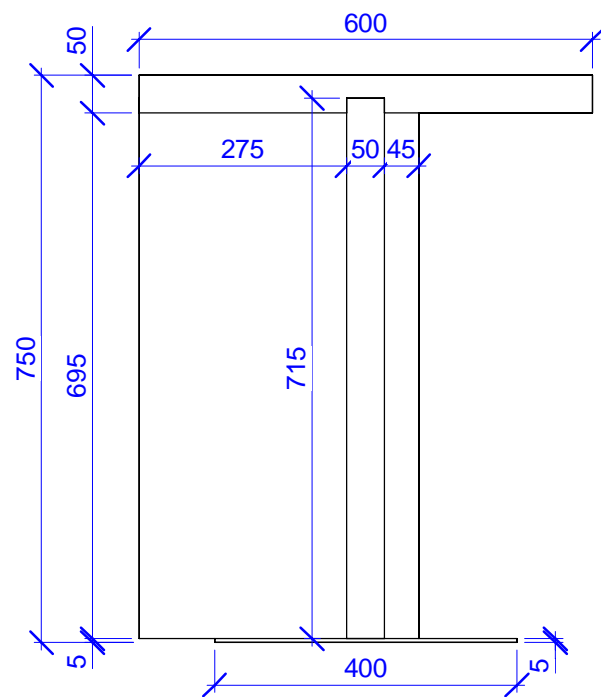
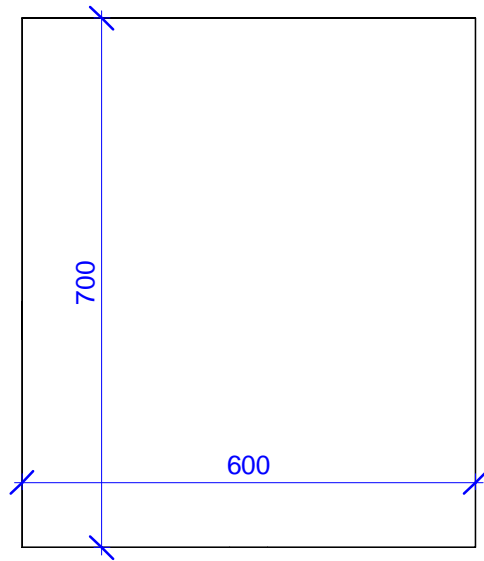


NOTA:

MASA ESTE CONFECTIONATA DIN LEMN CU BAZA METALICA.

				PROIECT TEHNIC			ETAPA	PLANSA	PLANSE
				CHISINAU, REPUBLICA MOLDOVA			DI	42	51
Arhitect	Daniel Trifan	Semnat:	Data:	DESFASURATA 3 Sc 1:10					
Arhitect	Eliza Miron								

DESFASURATA 4
Sc 1:10



NOTA:

MASA ESTE CONFECTIONATA DIN LEMN CU BAZA METALICA.

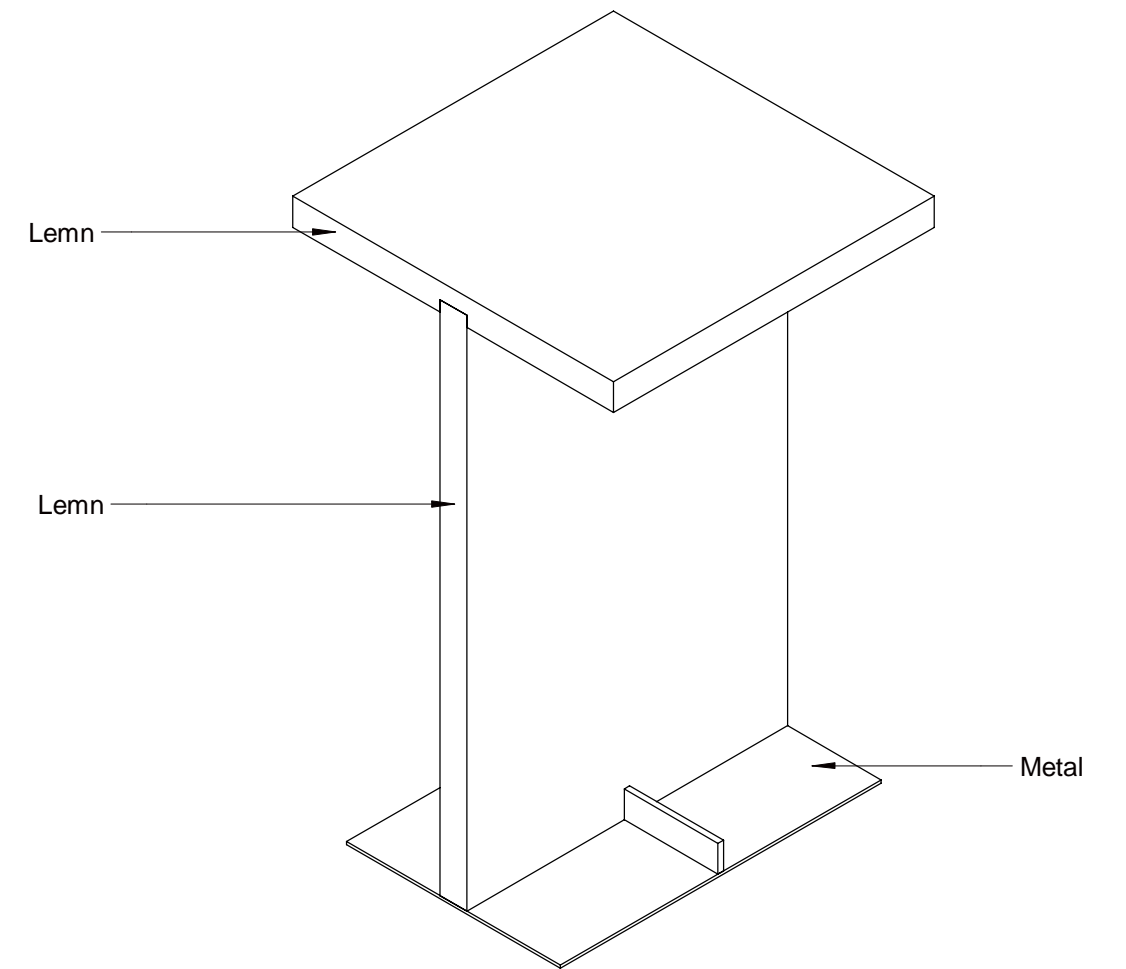
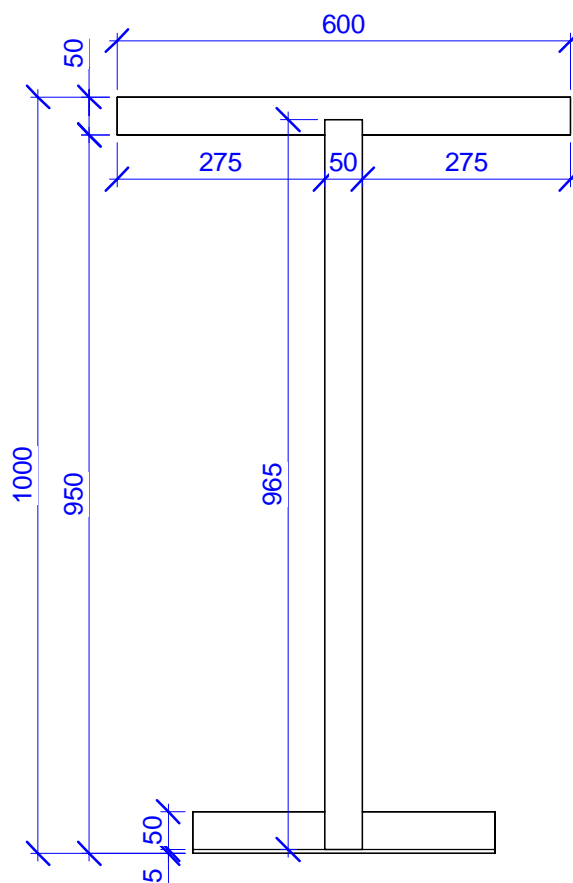
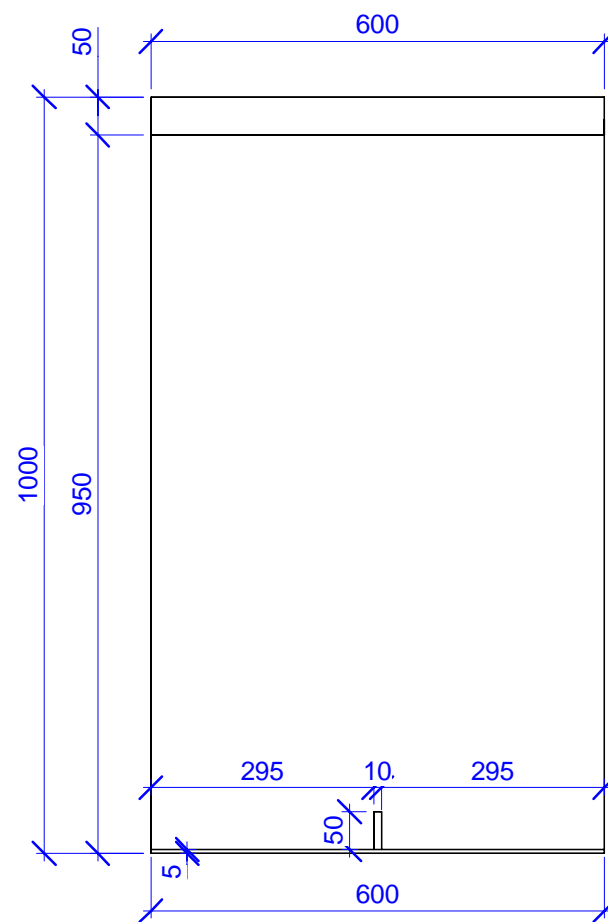
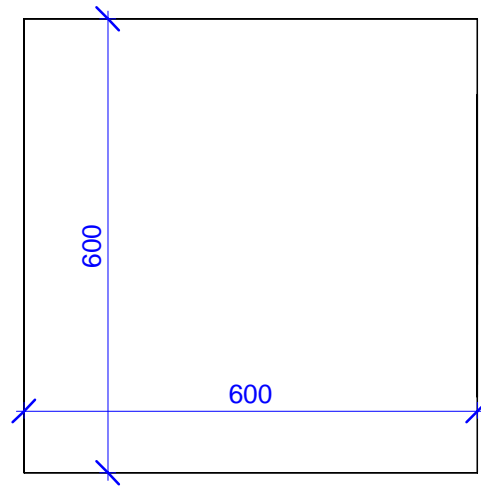
		Semnat:	Data:
Arhitect	Daniel Trifan		
Arhitect	Eliza Miron		

PROIECT TEHNIC		
CHISINAU, REPUBLICA MOLDOVA		
DESFASURATA 4		
Sc 1:10		

ETAPA	PLANSA	PLANSE
DI	43	51



DESFASURATA 5
Sc 1:10



NOTA:

MASA ESTE CONFECTIONATA DIN LEMN CU BAZA METALICA .

		Semnat:	Data:
Arhitect	Daniel Trifan		
Arhitect	Eliza Miron		

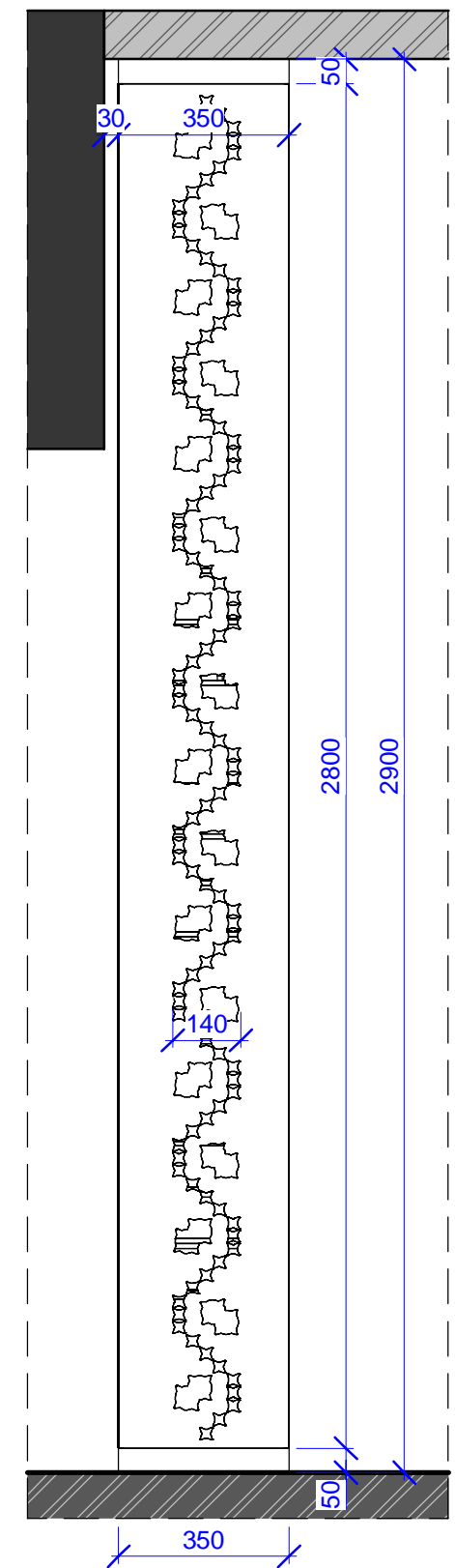
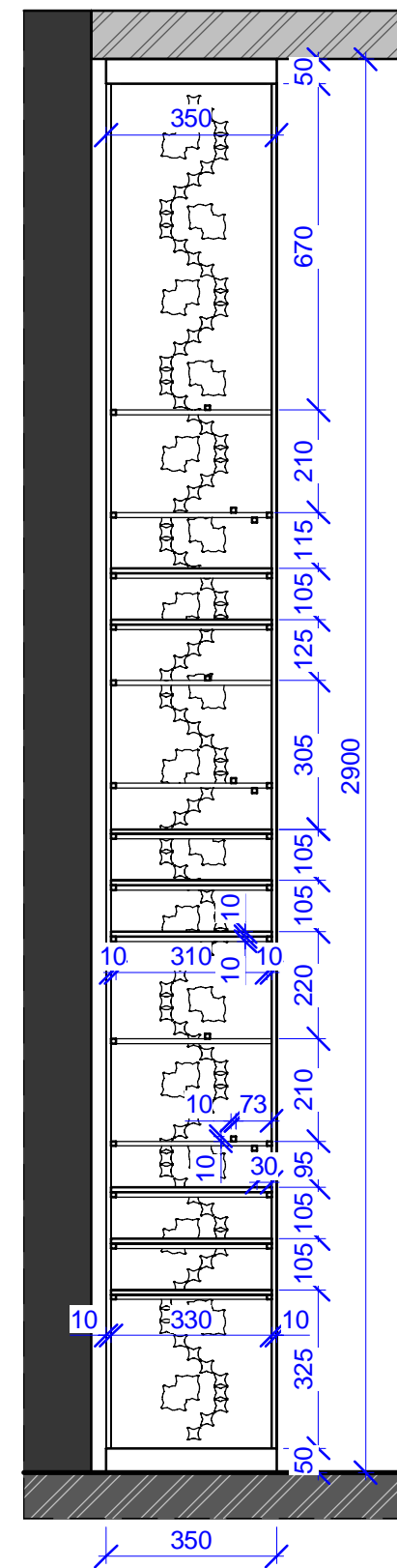


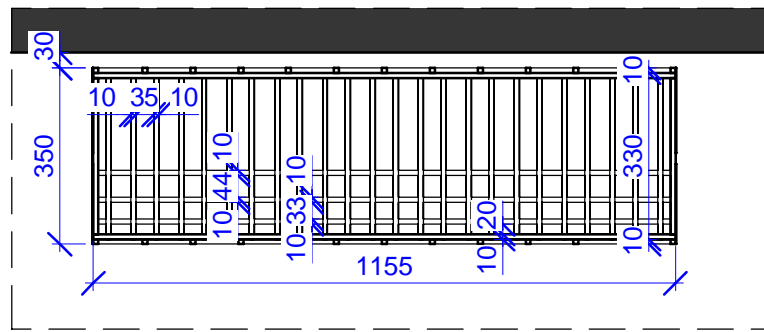
PROIECT TEHNIC
CHISINAU, REPUBLICA MOLDOVA

DESFASURATA 5
Sc 1:10

ETAPA	PLANSA	PLANSE
DI	44	51



DESFASURATA 6
Sc 1:15



NOTA:

STELAJUL ESTE CONFECTIONAT DIN METAL .
DECORUL DIN METAL TAIAT LA CNC (laser).

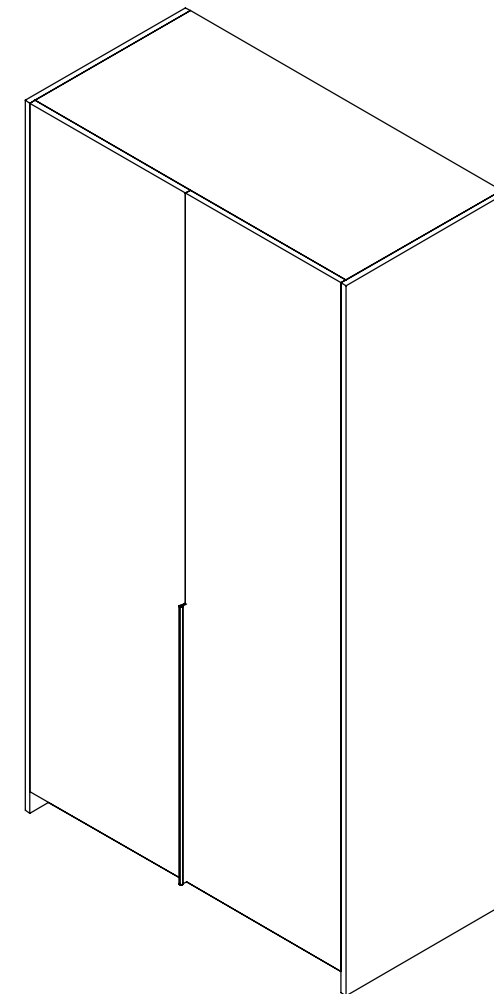

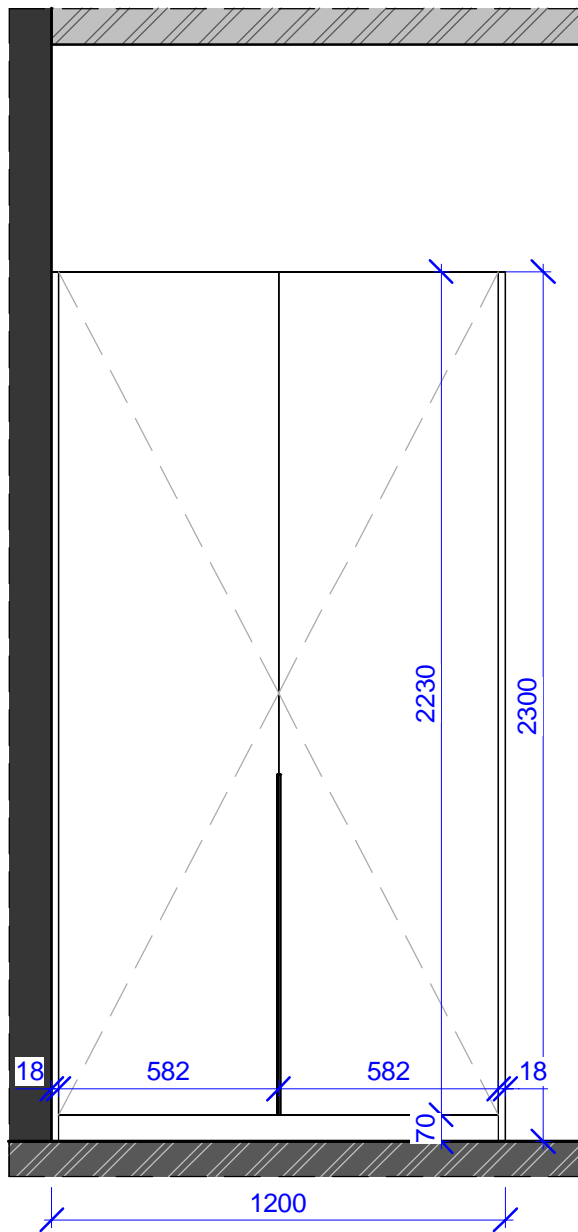
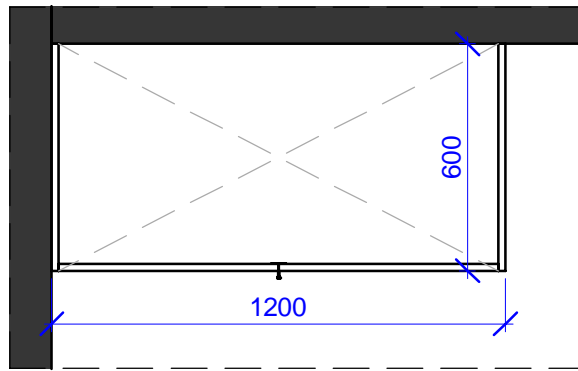
		Semnat:	Data:
Arhitect	Daniel Trifan		
Arhitect	Eliza Miron		

PROIECT TEHNIC
CHISINAU, REPUBLICA MOLDOVA
DESFASURATA 6
Sc 1:15

ETAPA	PLANSA	PLANSE
DI	45	51


POLYART
INTERIOR DESIGN

DESFASURATA 7
Sc 1:20



NOTA:

MOBILA CORP ESTE CONFECTIONATA DIN PAL SI FOLOSITE PENTRU DESCHIDERE MANERE PROFIL VOPSIT DE TIP "L".



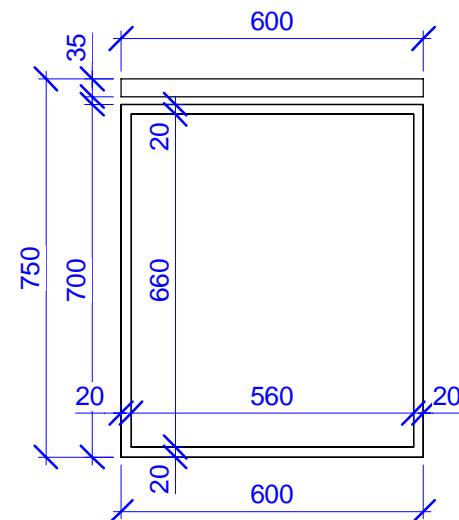
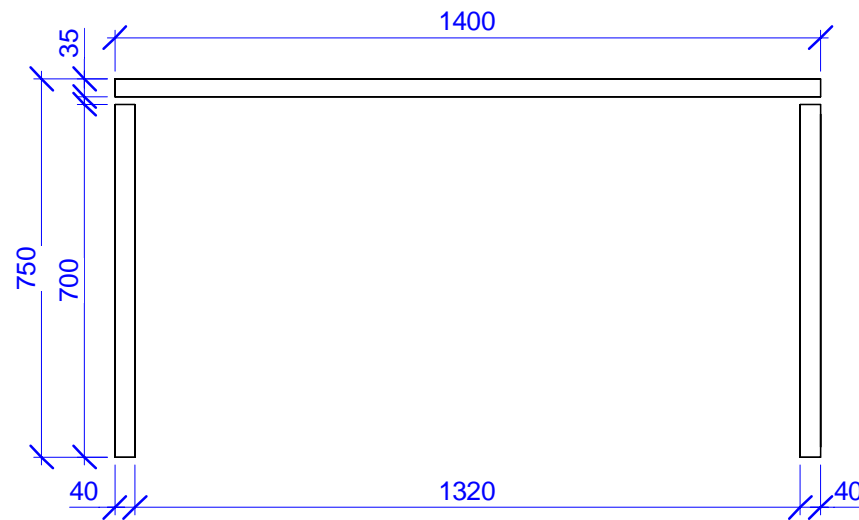
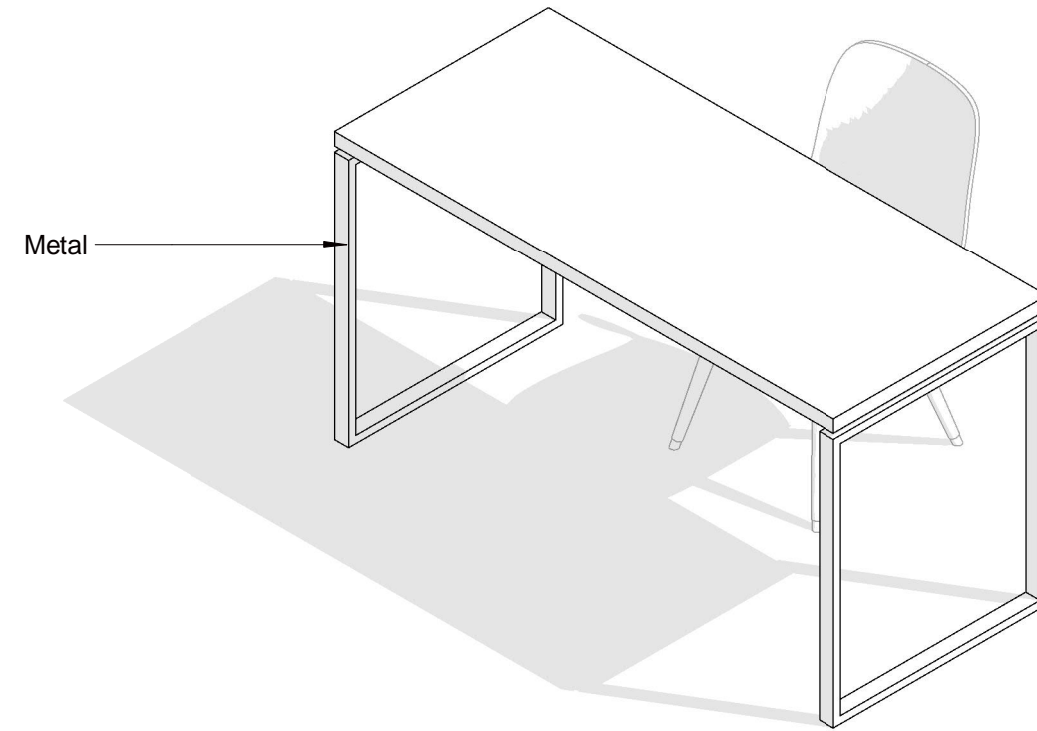

		Semnat:	Data:
Arhitect	Daniel Trifan		
Arhitect	Eliza Miron		

PROIECT TEHNIC
CHISINAU, REPUBLICA MOLDOVA
DESFASURATA 7
Sc 1:20

ETAPA	PLANSA	PLANSE
DI	46	51



DESFASURATA 8
Sc 1:15



NOTA:

MASA ESTE CONFECTIONATA DIN PAL SI PROFILE METALICE 20x40mm .

		Semnat:	Data:
Arhitect	Daniel Trifan		
Arhitect	Eliza Miron		

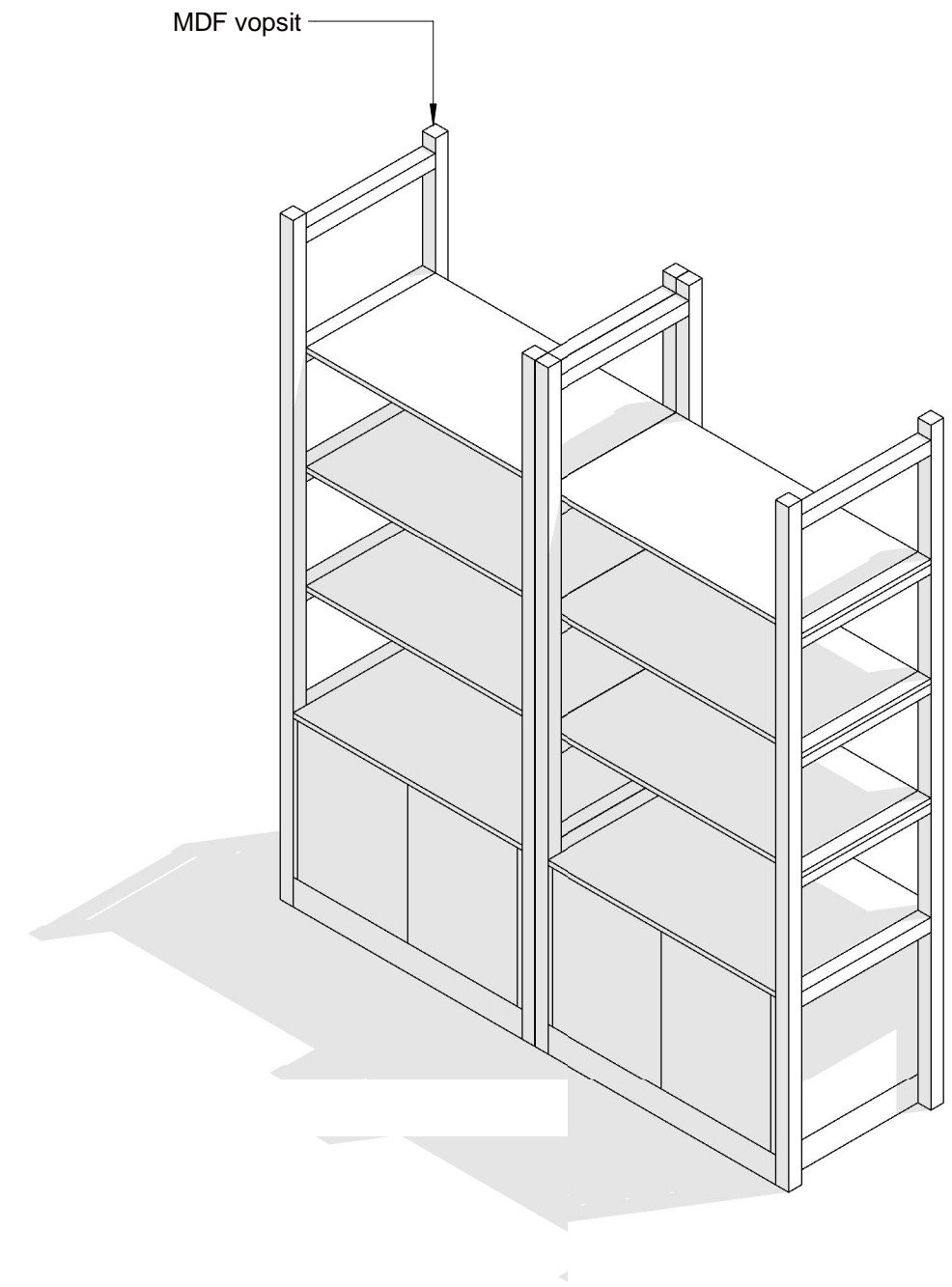
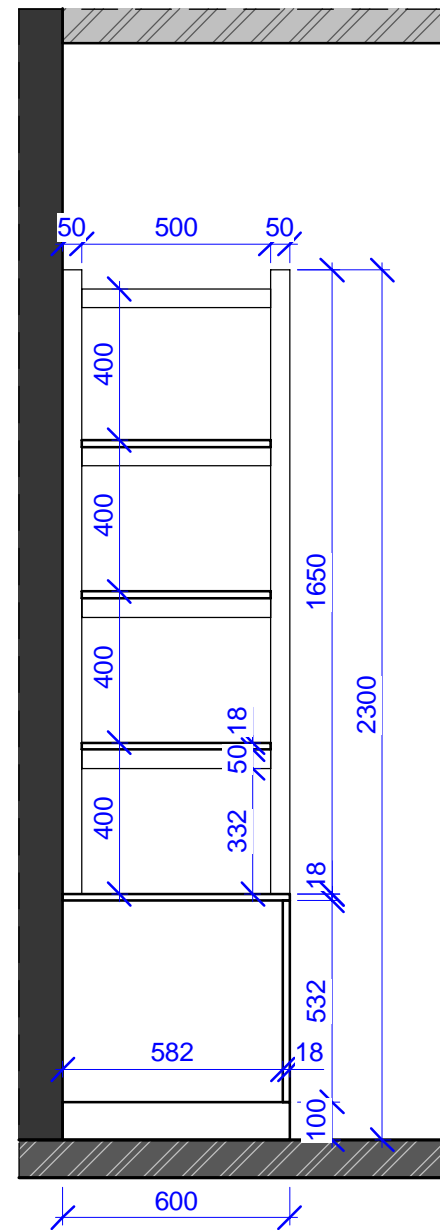
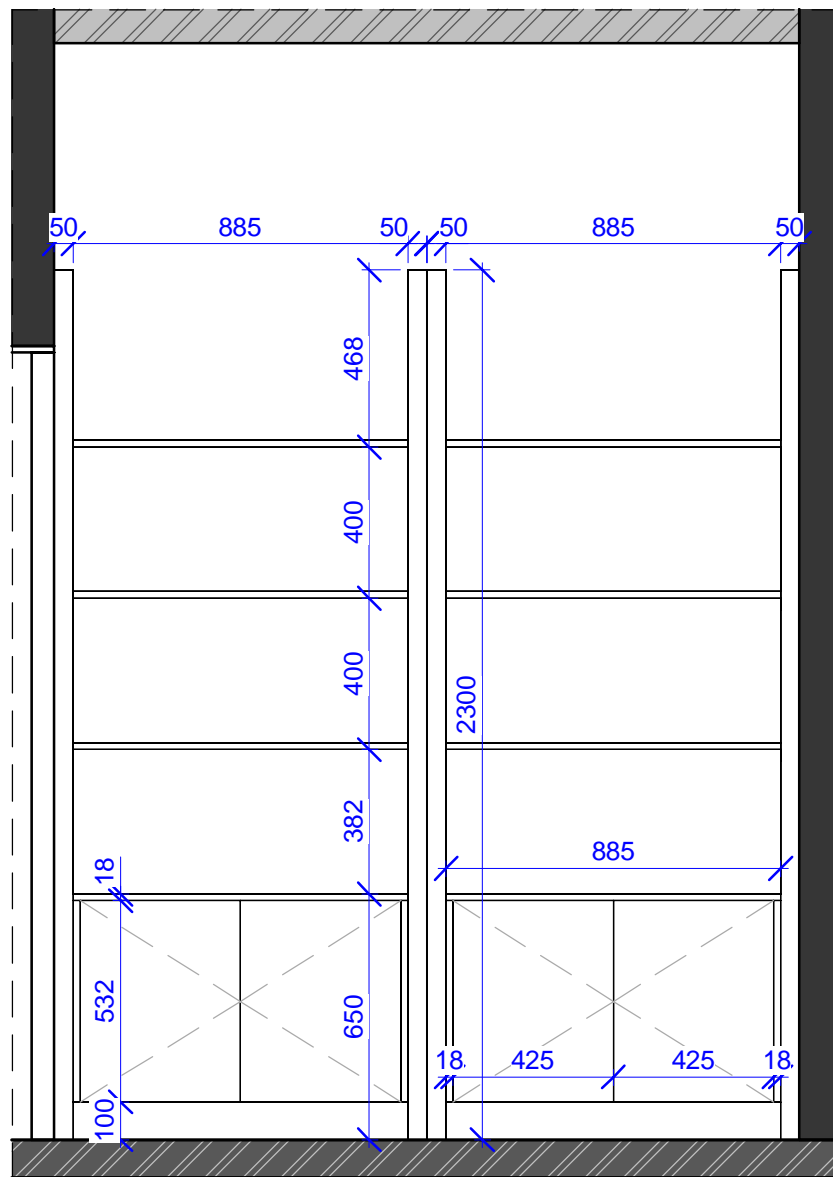
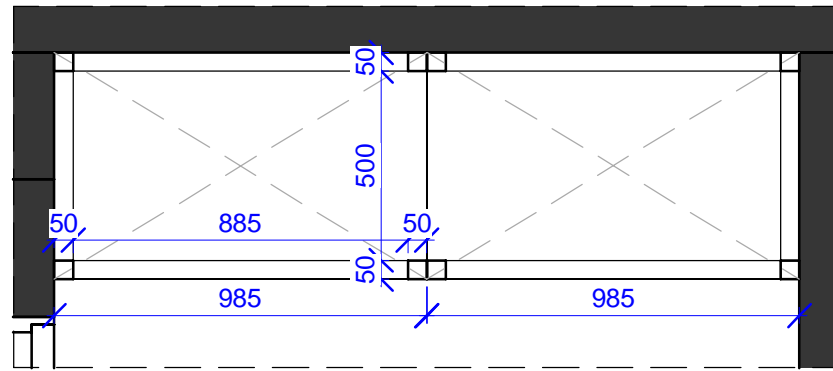
PROIECT TEHNIC
CHISINAU, REPUBLICA MOLDOVA

DESFASURATA 8
Sc 1:15

ETAPA	PLANSA	PLANSE
DI	47	51



DESFASURATA 9
Sc 1:20

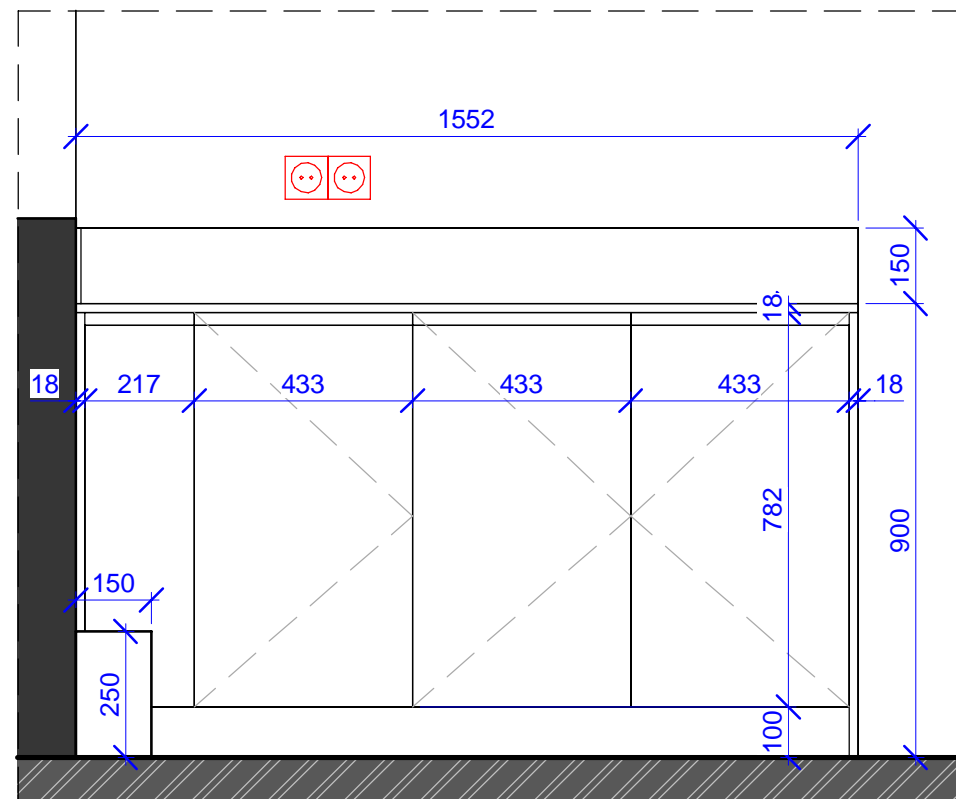
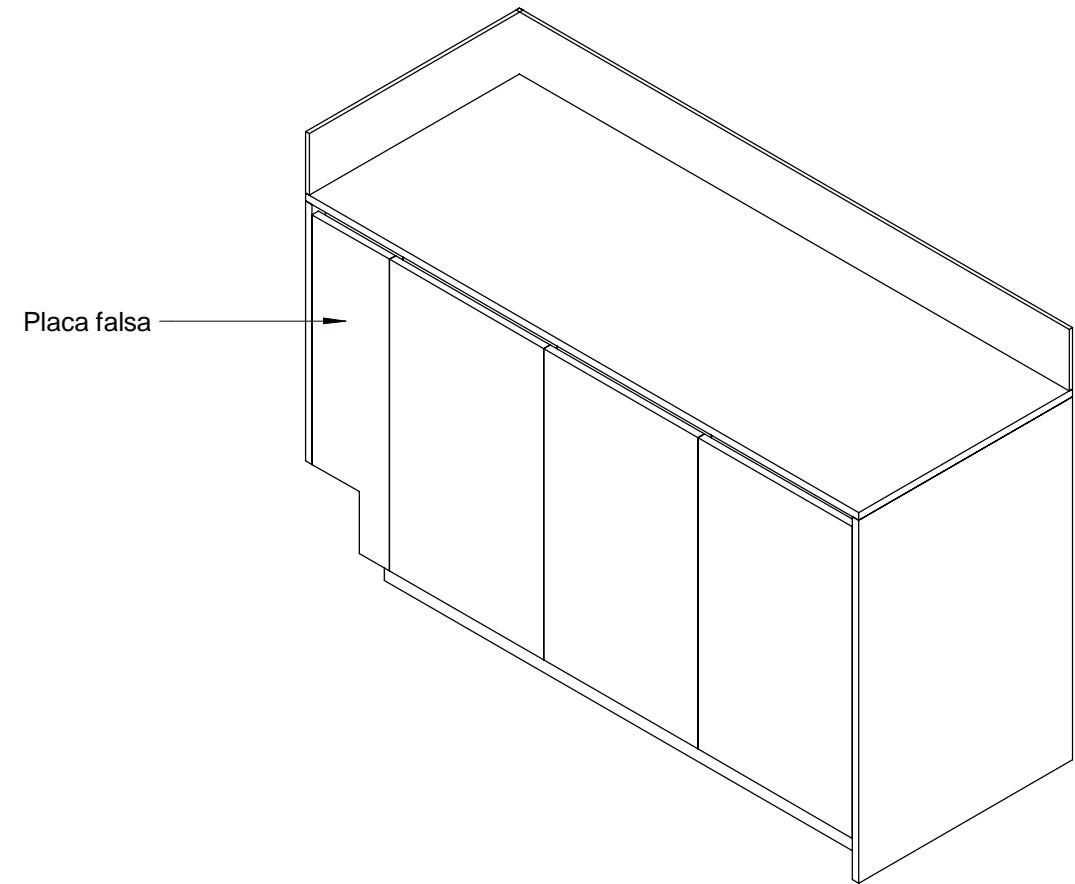



NOTA:

MOBILA CORP ESTE CONFECTIONATA DIN PAL SI FOLOSITE PENTRU DESCHIDERE MECANISM "PUSH TO OPEN".

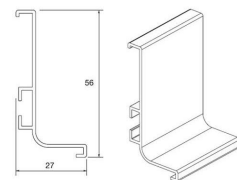
				PROIECT TEHNIC		
				CHISINAU, REPUBLICA MOLDOVA		
				ETAPA	PLANSA	PLANSE
				DI	48	51
				DESFASURATA 9 Sc 1:20		

DESFASURATA 10
Sc 1:15



NOTA:

MOBILA CORP ESTE CONFECTIONATA DIN PAL SI FOLOSITE PENTRU DESCHIDERE MANERE PROFILAT (GOLA) .
BLATUL CONFECTIONAT DIN METAL.



		Semnat:	Data:
Arhitect	Daniel Trifan		
Arhitect	Eliza Miron		

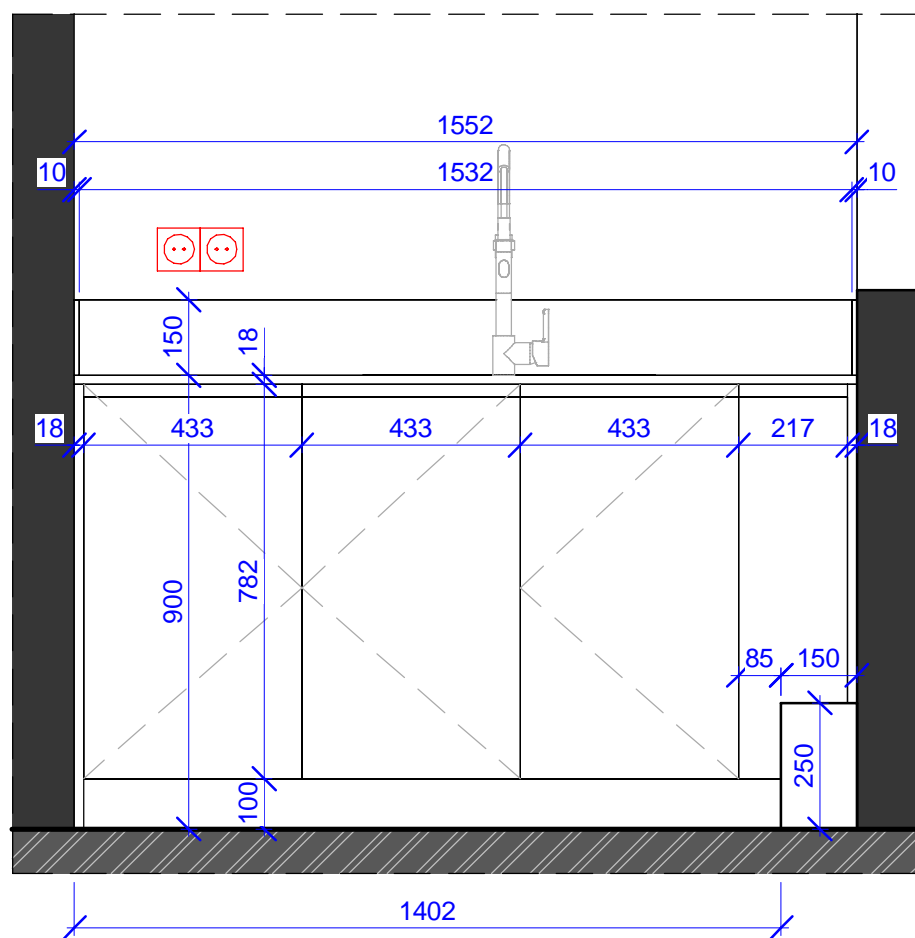
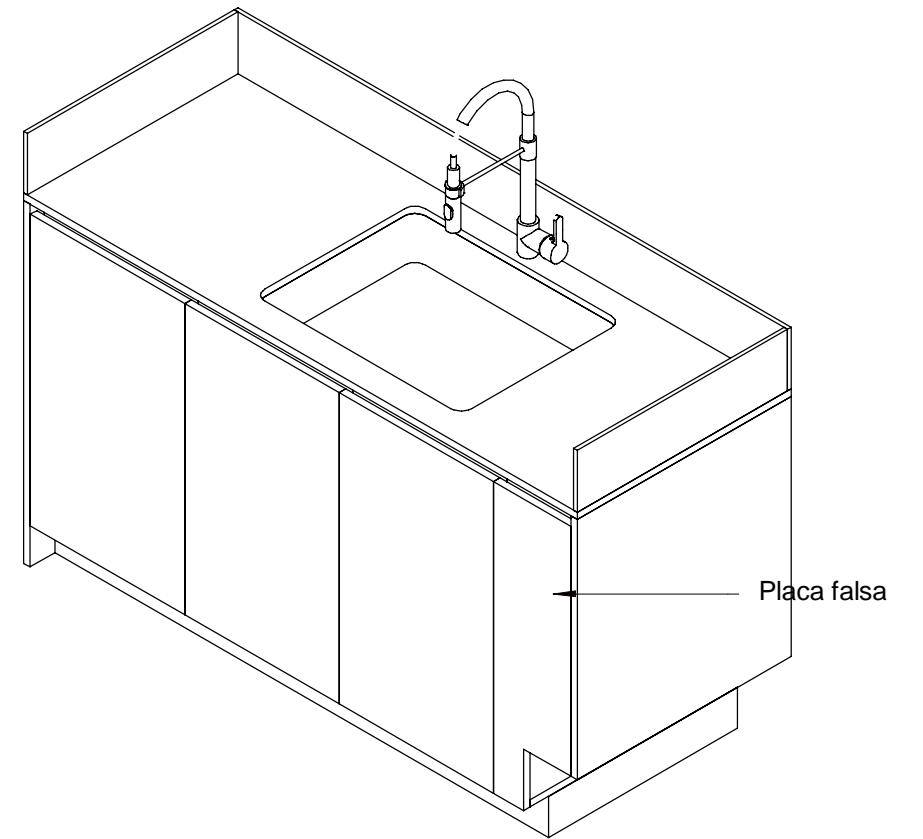
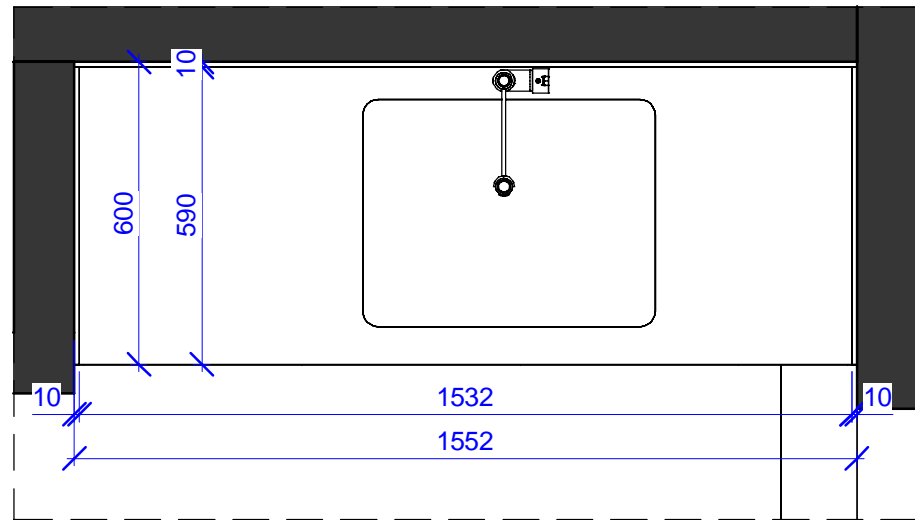
PROIECT TEHNIC
CHISINAU, REPUBLICA MOLDOVA

DESFASURATA 10
Sc 1:15

ETAPA	PLANSA	PLANSE
DI	49	51

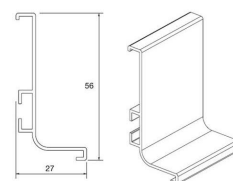


DESFASURATA 11
Sc 1:15



NOTA:

MOBILA CORP ESTE CONFECTIONATA DIN PAL SI FOLOSITE PENTRU DESCHIDERE MANERE PROFILAT (GOLA) .
BLATUL CONFECTIONAT DIN METAL.



		Semnat:	Data:
Arhitect	Daniel Trifan		
Arhitect	Eliza Miron		

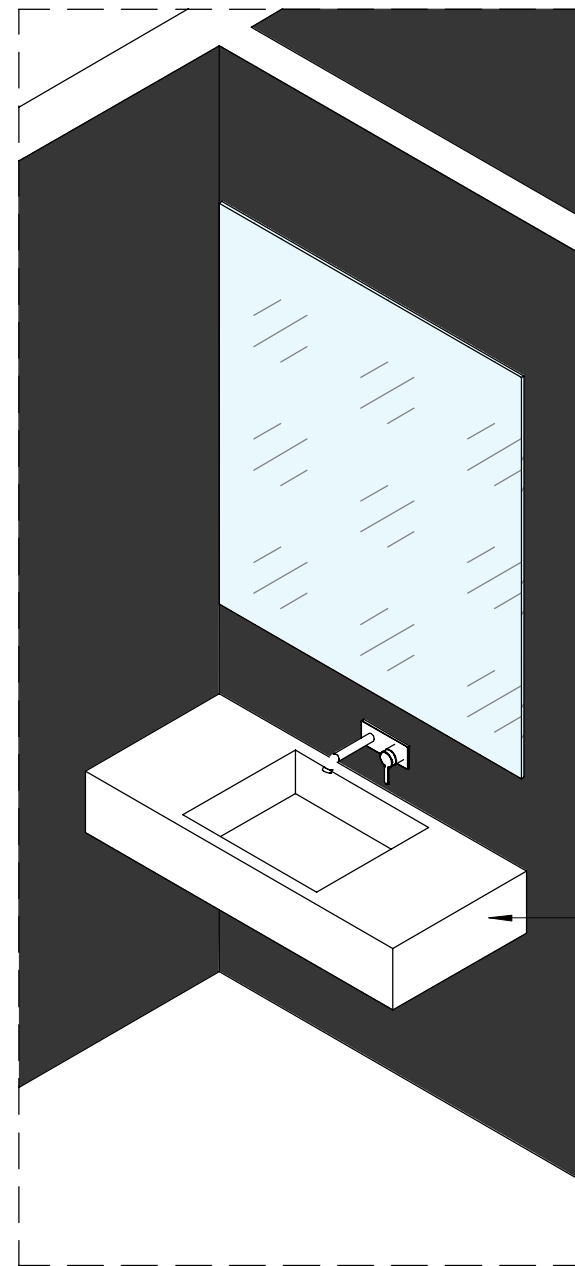
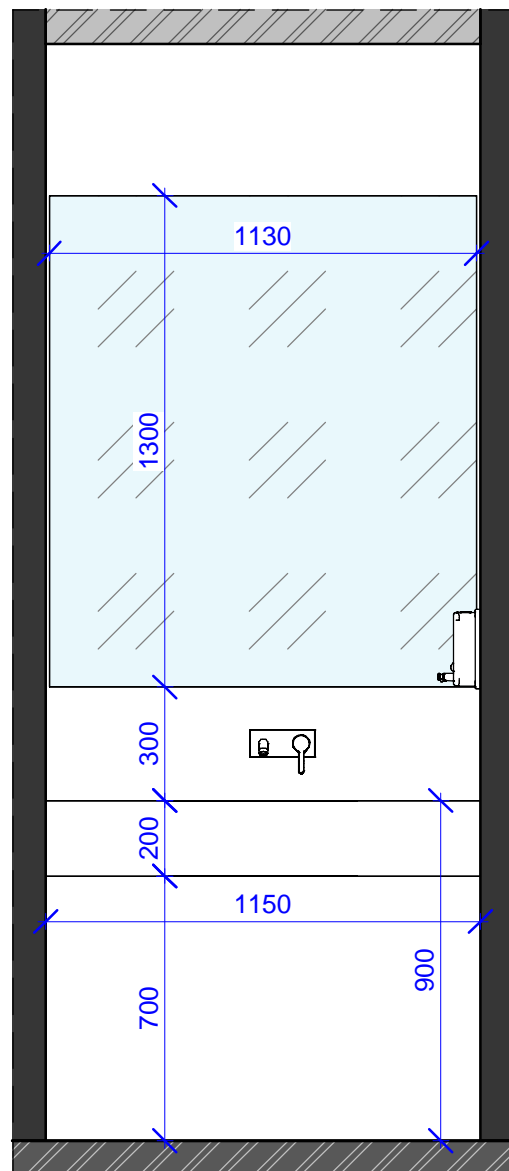
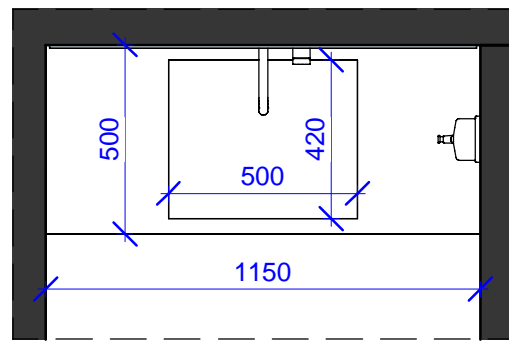
PROIECT TEHNIC
CHISINAU, REPUBLICA MOLDOVA

DESFASURATA 11
Sc 1:15

ETAPA	PLANSA	PLANSE
DI	50	51



DEFASURATA 12-13
Sc 1:20



Gresie
portelanata

				PROIECT TEHNIC			ETAPA	PLANSA	PLANSE
				CHISINAU, REPUBLICA MOLDOVA			DI	51	51
Arhitect	Daniel Trifan	Semnat:	Data:	DEFASURATA 12-13 Sc 1:20					
Arhitect	Eliza Miron								