


Proender®

## Disposable Embolic Protection Device

CE 2292



This product is applied for the carotid artery intervention, and provides protection for patients with distal embolization of blood vessels.

### Product Specification

Catalogue No.	Filter Diameter (mm)	Guidewire Length (cm)	Guidewire Compatibility	Delivery Sheath O.D.	Retrieval Sheath O.D.	Guiding Catheter Compatibility (min.)
TJEP03-190	3	190	0.014"	3.2F	4.2F	0.066"
TJEP04-190	4	190	0.014"	3.2F	4.2F	0.066"
TJEP05-190	5	190	0.014"	3.2F	4.2F	0.066"
TJEP06-190	6	190	0.014"	3.2F	4.2F	0.066"
TJEP07-190	7	190	0.014"	3.2F	4.2F	0.066"
TJEP08-190	8	190	0.014"	3.2F	4.2F	0.066"
TJEP03-320	3	320	0.014"	3.2F	4.2F	0.066"
TJEP04-320	4	320	0.014"	3.2F	4.2F	0.066"
TJEP05-320	5	320	0.014"	3.2F	4.2F	0.066"
TJEP06-320	6	320	0.014"	3.2F	4.2F	0.066"
TJEP07-320	7	320	0.014"	3.2F	4.2F	0.066"
TJEP08-320	8	320	0.014"	3.2F	4.2F	0.066"

EC REP

Lepu Medical (Europe) Cooperatief U.A.  
Abe Lenstra Boulevard 36  
8448 JB  
Heerenveen  
the Netherlands

#### Beijing Taijiweiye Technology Co., Ltd

Add: 21 West Panlong St., Building 4, Mafang Town,  
Pinggu District, Beijing, China 101204  
Tel: 010-89471461  
Fax: 010-89471460

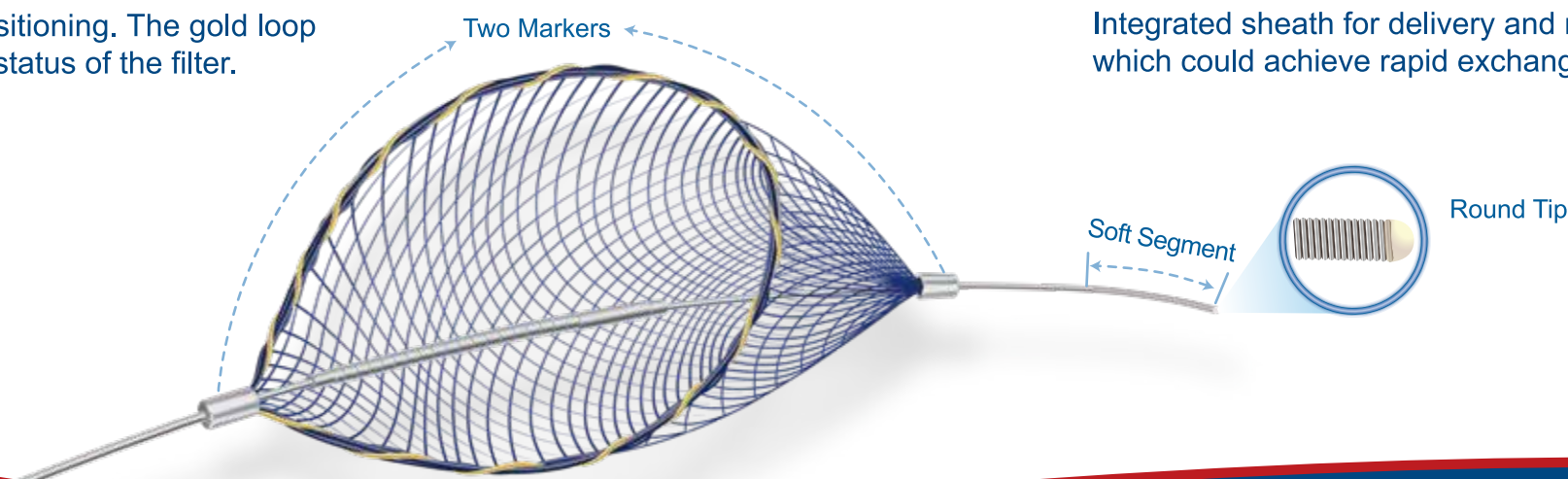
Please read the Instruction for Use for indications,  
contraindications and possible complications.

## 1/7 Soft Material and Safe Design

Soft braided Nitinol filter provides great crossability in tortuous vessels. The unique filter opening design ensures the perfectly fit between the filter and vessel wall. The round distal tip minimize the risk of trauma to the vessel.

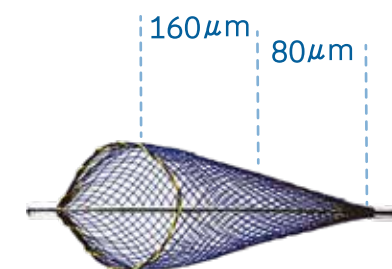
## 2/7 Precise Positioning Markers

Two radiopaque markers at proximal and distal ends of the filter ensure its axially precise positioning. The gold loop design could identify the release status of the filter.



## 3/7 Effective Filter Pore Design

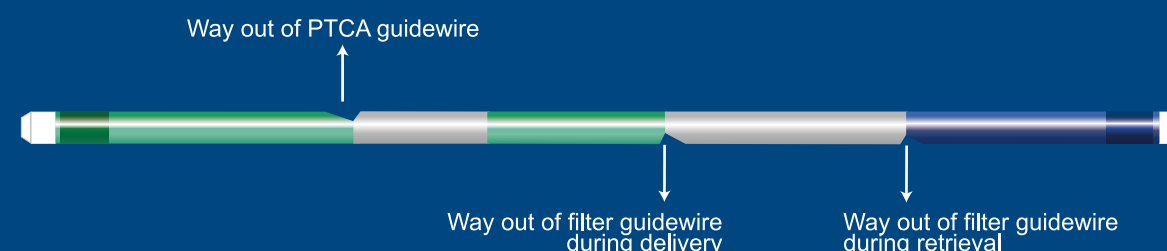
Gradient filter pore diameter (effective capturing pore dia. 80 $\mu$ m-160 $\mu$ m) provides much lower endovascular pressure rather than the polymer membrane filter products in the market. This product guarantees efficient embolus capturing while maintaining the continuous blood flow.



## 4/7 Convenient Exchange of Guidewire

Integrated sheath for delivery and retrieval is compatible with 0.014" guidewire, which could achieve rapid exchange during the procedure.

## 5/7 Excellent Delivery and Retrieval System



Delivery sheath provides gradient hardness. The softer distal segment ensures outstanding kink resistance. Retrieval sheath provides larger inner lumen size. By coating with PTFE inside, the friction can be reduced by 50% comparing to the other products.

## 6/7 Good Guidewire Supporting

Gradient hardness design of guidewire ensures great torque control and good supporting force.

## 7/7 Independent Guidewire Structure

Unique fixed casing design allows the guidewire rotating and moving axially in a specific range, which prevents the filter from displacement, and protects the vessel wall from trauma.