



Technical Data Sheet

Revision : 6

Infusion Set for Single Use

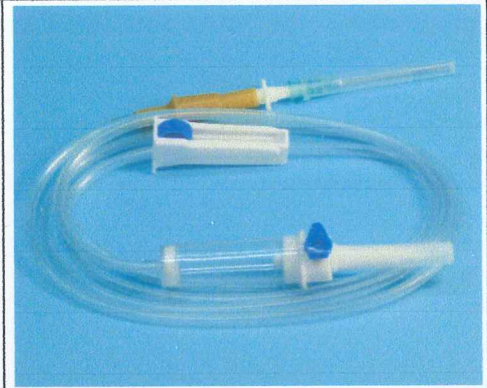
Date : 2023-07-03

Page 1 of 3

Manufacturer:
Shandong Yiguang Medical
Instruments Co., Ltd


Infusion set for single use
* with needle





Ref code: IV-1



Components	Name	Material	Index
	Spike cap	Polyethylene (PE)	Length: 40mm
	Spike	Acrylonitrile Butadiene Styrene (ABS)	Length: 28mm
	Air filter	PTFE	
	Air inlet cap	Polyvinyl chloride (PVC)	
	Drip chamber	Polyvinyl chloride (PVC)	Length: 46.5mm+/-0.5mm
	Filter	Nylon	Ø12.8 , Micron: 15um
	Tube	Polyvinyl chloride (PVC), Semi-rigid, Kink Resistant	ID/OD:3.0mm/4.0mm Length: 150cm
	Roller clamp	Polyethylene (PE)	Clamp shell Length: 48.6mm Roller diameter: 13.3+/-0.1mm
	Injection site	Natural rubber (NR)	Length: 49mm
	Luer connector	Polypropylene (PP)	Luer slip
	In vein needle	304 Stainless steel, Non-pyrogenic, Non-toxic	21G * 1 1/2"
	Glue	Cyclohexanone	

Intended use	Used for vein solution giving. Works with gravity only.
Drops	20drops=1ml+/-0.1ml of distilled water (at 20°C+/-2°C)
Sterilization	Ethylene oxide (E.O)
Shelf life	60months
Product standards	BS EN ISO8536-4:2013
Classification	MDD 93/42/EEC, Class IIa
Certificates	CE, ISO13485, CFDA, GMP, FSC
Packaging	* Single PE bag, 25pcs per middle bag, 20middle bags per carton

	Technical Data Sheet	Revision : 6
	Infusion Set for Single Use	Date : 2023-07-03
		Page 2 of 3

Operation Instruction	<ol style="list-style-type: none"> 1. Open the individual packing and take out the infusion set 2. Firmly close roller clamp 3. Insert plastic spike into container 4. Press drip chamber to fill half of it 5. Open roller clamp and expel air bubbles 6. Close roller clamp again 7. Apply needle into patients vein 8. Adjust flow rate by roller clamp 9. Open air inlet if use glass container and close the air inlet if use soft container 10. Dispose properly as medical waste after use 												
Storage	Store in relative humidity less than 80%, no corrosive gas, cool, dry, well ventilated, clean environment.												
Cautions	<p>Check the batch number and validity before use.</p> <p>Tighten the needle before use.</p> <p>It is strictly prohibited to use if the single packing damaged or needle cap drop off.</p> <p>For single use only, use immediately after unsealed, destroy after use. It is strictly prohibited to reuse.</p>												
Marks	  												
Packing pictures	<p>* INDIVIDUAL LABEL PRINT(CUSTOMIZED)</p> <table border="1" data-bbox="647 1384 999 1469"> <tr> <td>产品名称</td> <td>医光输液器小包</td> <td>产品袋形</td> <td>筒料</td> </tr> <tr> <td>印刷方式</td> <td>表印 规格 10x20cm</td> <td>印刷色数</td> <td>1色</td> </tr> <tr> <td>印刷颜色</td> <td>蓝</td> <td></td> <td></td> </tr> </table> <p>尊敬的客户：请您认真核对文字、排版及内容色彩，确认通知设计人员制版，如有错误应及时通知做修改，否则本厂及设计人员概不负任何责任。 做稿日期：G20220112 定版日期：_____</p> 	产品名称	医光输液器小包	产品袋形	筒料	印刷方式	表印 规格 10x20cm	印刷色数	1色	印刷颜色	蓝		
产品名称	医光输液器小包	产品袋形	筒料										
印刷方式	表印 规格 10x20cm	印刷色数	1色										
印刷颜色	蓝												



Technical Data Sheet

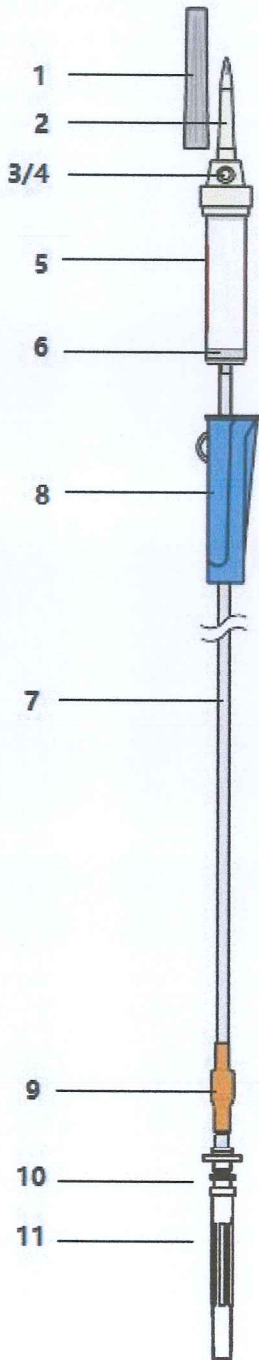
Revision : 6

**Infusion Set for
Single Use**

Date : 2023-07-03

Page 3 of 3

Drawing



Description:

1. Spike cap
2. Spike
3. Air filter
4. Air inlet cap
5. Drip chamber
6. Solution filter
7. Tube 150cm
8. Roller clamp
9. Injection site
10. Luer slip connector
11. In vein needle

