

# BMI® Medical

## Shunting System

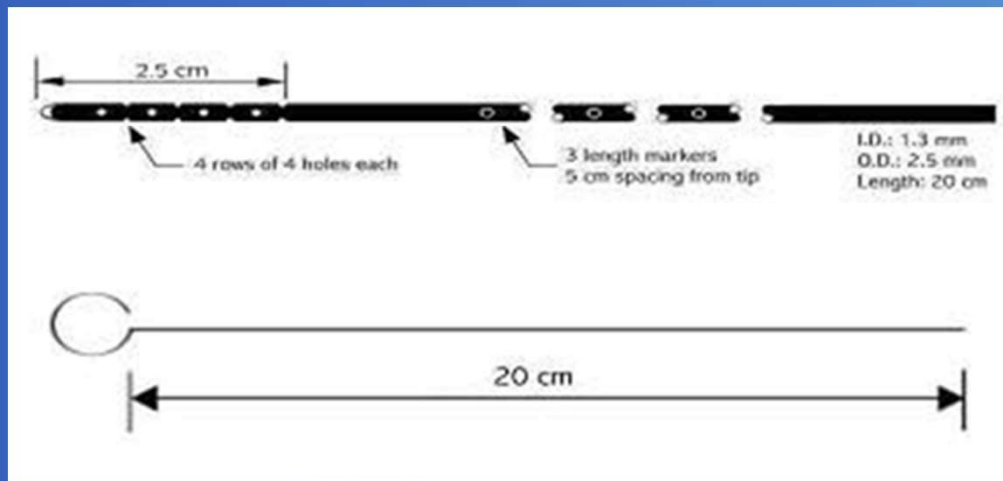
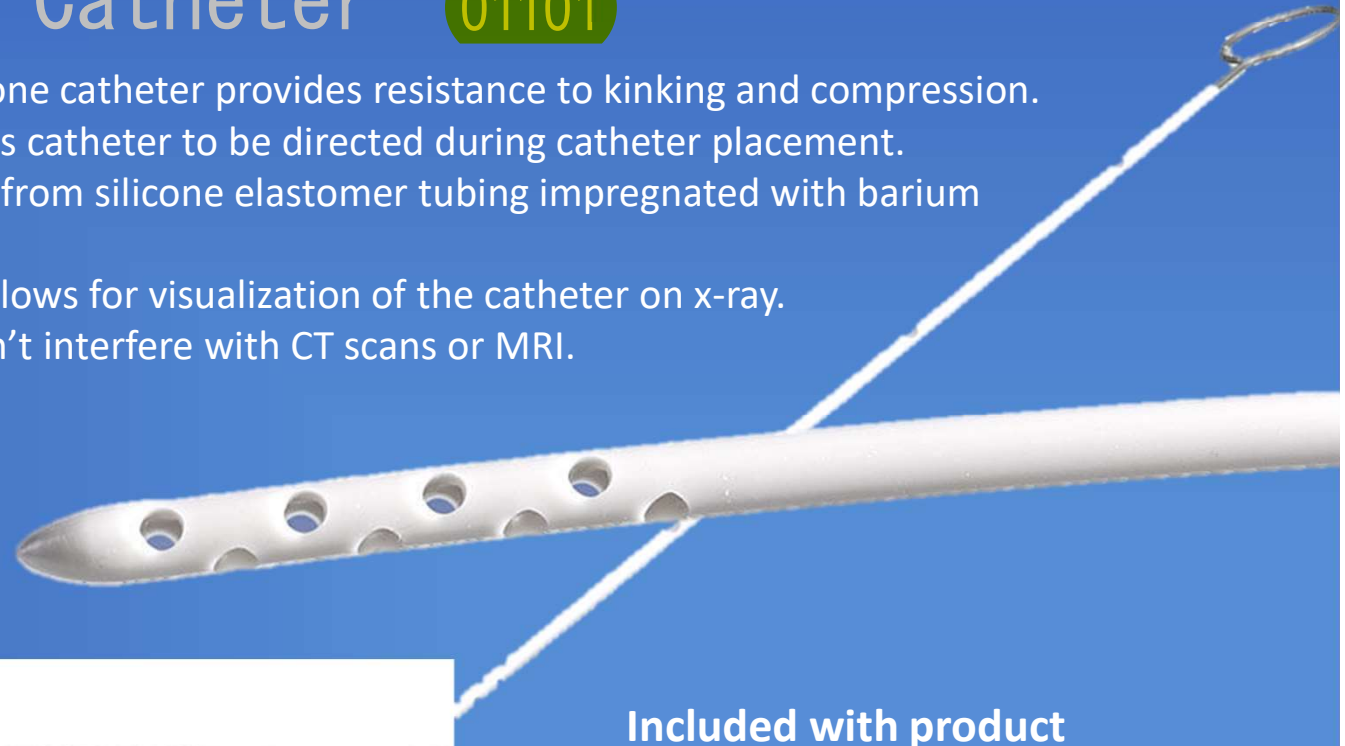


# BMI® Medical

## Ventricular Catheter 01101

Barium-impregnated silicone catheter provides resistance to kinking and compression. Stainless steel stylet allows catheter to be directed during catheter placement. The catheter is fabricated from silicone elastomer tubing impregnated with barium to provide radiopacity.

- Barium impregnation allows for visualization of the catheter on x-ray.
- non-ferrous design won't interfere with CT scans or MRI.



### Included with product

**1ea. Ventricular Catheter  
Barium Impregnated**

**I.D.: 1.3 mm**

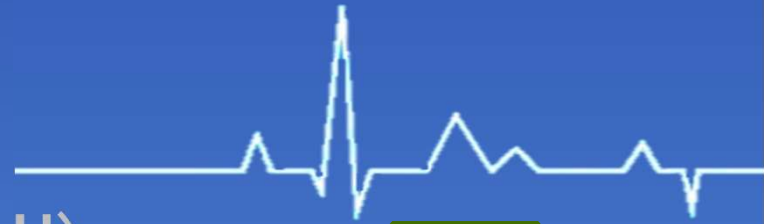
**O.D.: 2.5 mm**

**Length: 20 cm**

**1ea. Stainless Steel Stylet (20 cm)**

# BMI® Medical

## Peritoneal Catheter (L. **M.** H) 03103、**03105**



Peritoneal Catheter, Small, Barium Impregnated, 90cm, a pressure valve at the tip, 4 slit openings at the distal end. High, Medium, Low pressure are available according to the size of slit.



03103

I.D.: 1.3 mm /O.D.: 2.5 mm/Length: 75-100 cm




03105

I.D.: 1.3 mm /O.D.: 2.5 mm/Length: 90-100 cm

### Features

1. Tubing impregnated with white barium to provide radiopacity.
2. Pressure control valve.
3. Enable the surgeon to gauge and adjust its length.



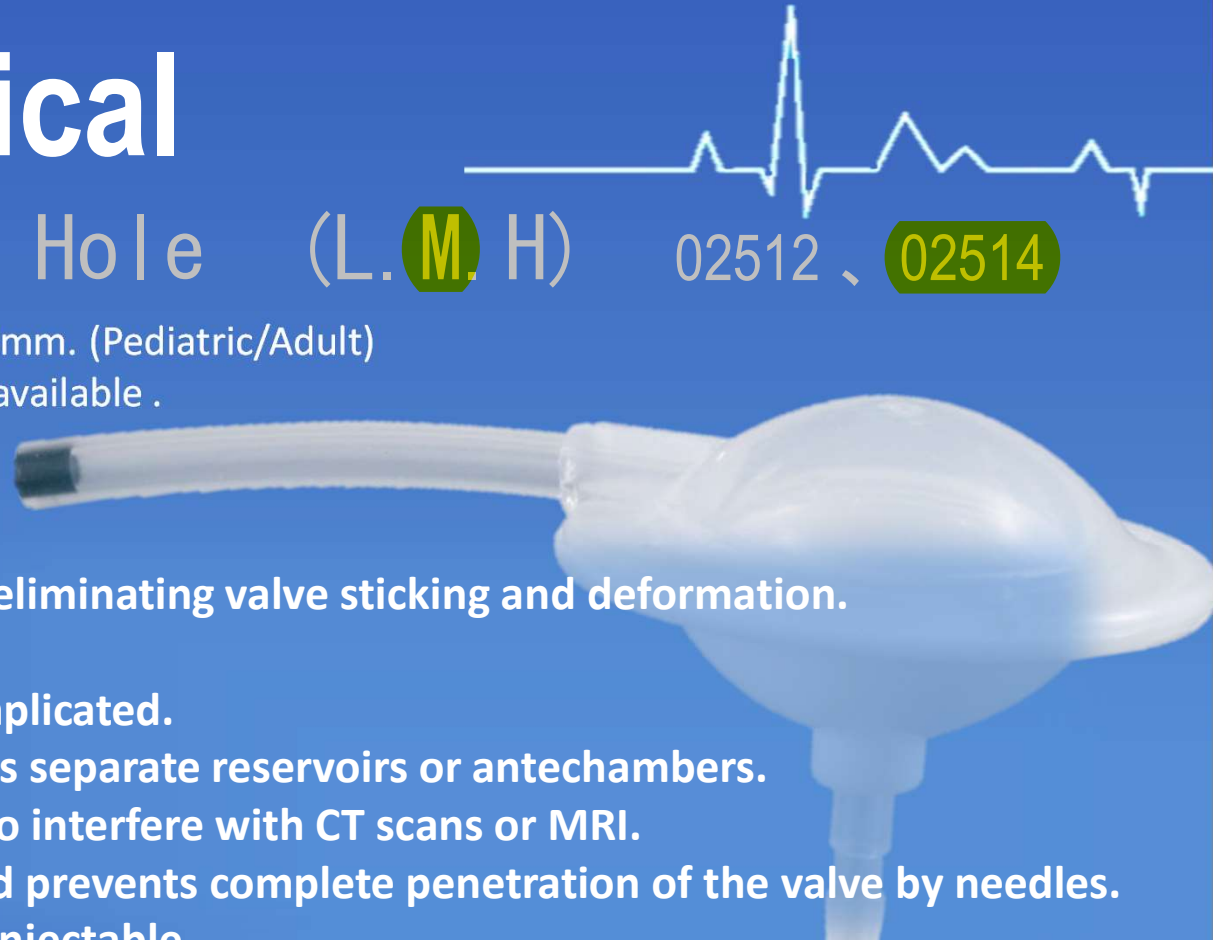
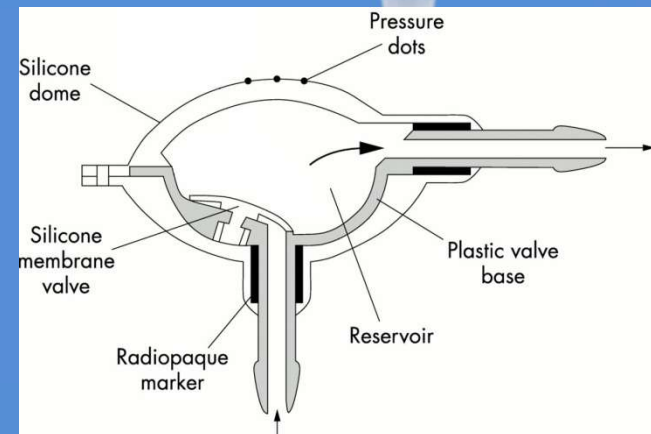
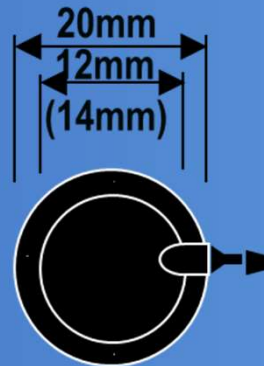
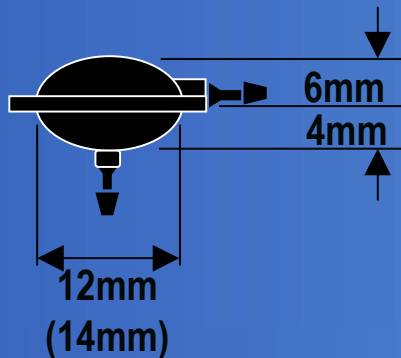
# BMI® Medical

## CSF Valve Burr Hole (L. **M.** H) 02512、**02514**

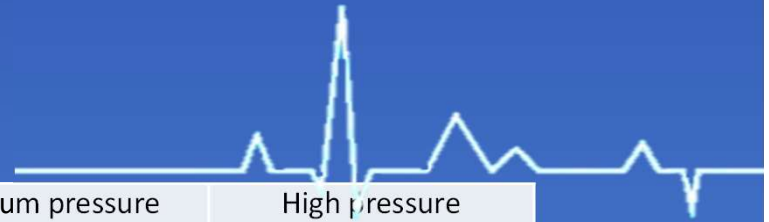
Two sizes are available: 12mm/14mm. (Pediatric/Adult)  
High, Medium, Low pressure are available .

### Features

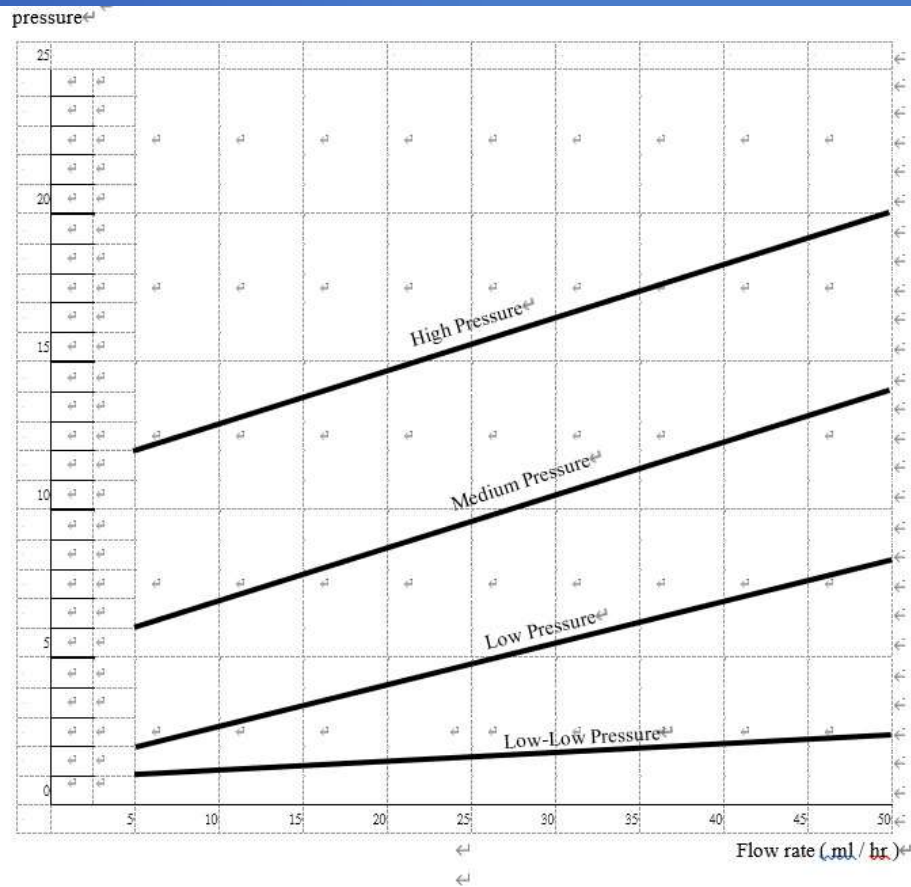
1. Flexible silicone elastomer eliminating valve sticking and deformation.
2. Connector included.
3. Internal flow path is uncomplicated.
4. Two-way flushing eliminates separate reservoirs or antechambers.
5. Non-metallic design will not interfere with CT scans or MRI.
6. Polypropylene needle guard prevents complete penetration of the valve by needles.
7. Silicone elastomer dome is injectable.



# BMI<sup>®</sup> Medical



	Low Low Pressure	Low pressure	Medium pressure	High pressure
Flow rate 5 ml / hr	1 cm / H <sub>2</sub> O	2 cm / H <sub>2</sub> O	6 cm / H <sub>2</sub> O	12 cm / H <sub>2</sub> O
Flow rate 50 ml / hr	3 cm / H <sub>2</sub> O	8 cm / H <sub>2</sub> O	14 cm / H <sub>2</sub> O	20 cm / H <sub>2</sub> O
remark		.	..	...

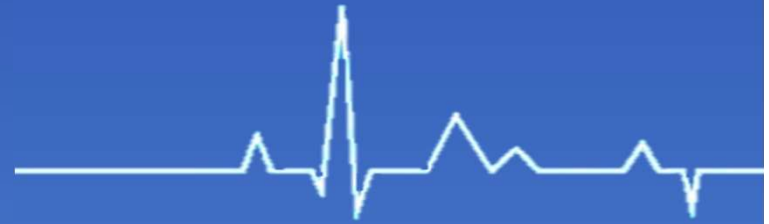


Flow rate between 5~50 ml / hr : tolerance  $\pm 2$ cm / H<sub>2</sub>O

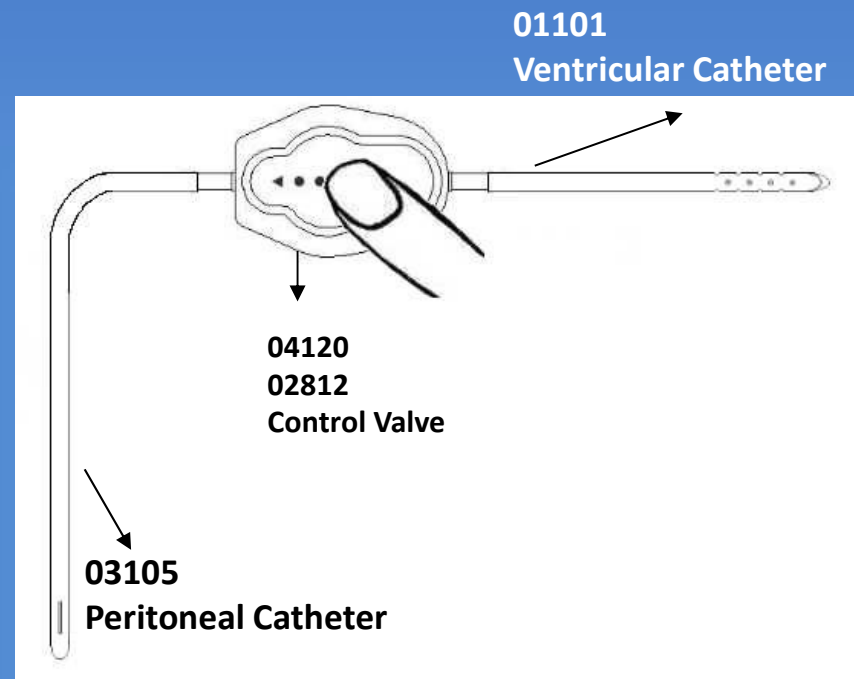
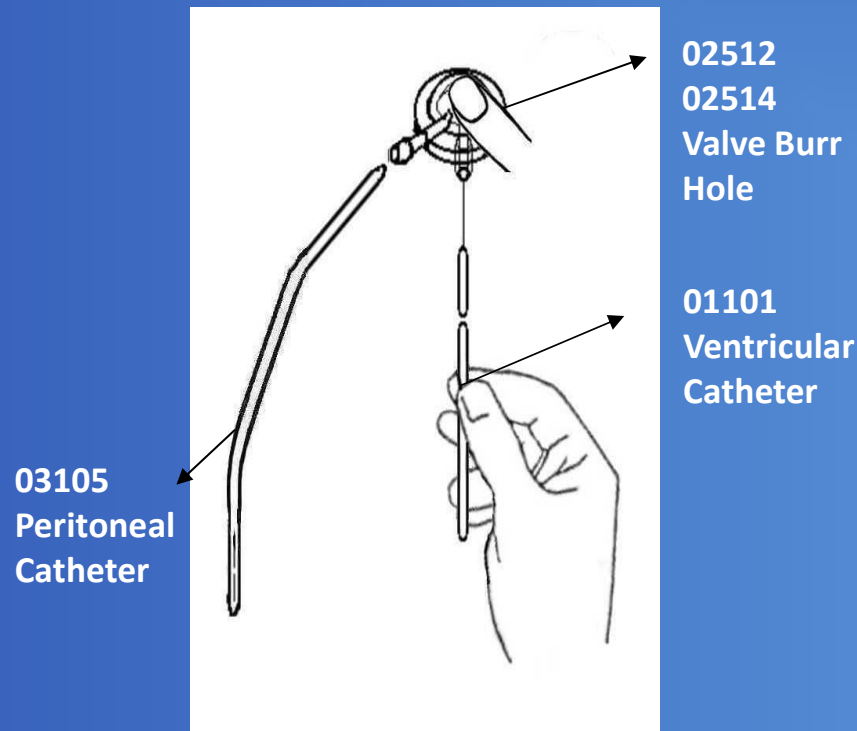
## Pressure / Flow Characteristics




# BMI® Medical



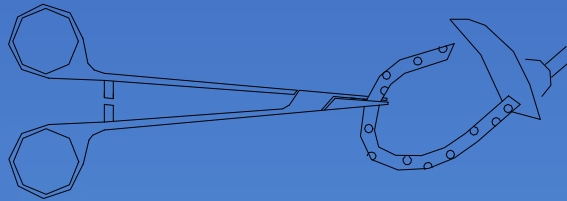
## Shunting System-Instructions for Use



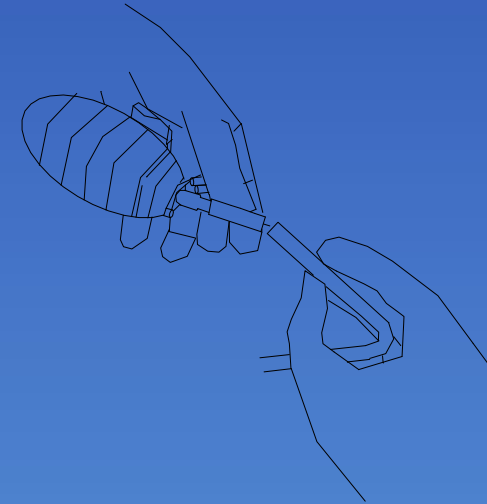
# Bulb Drainage Instructions



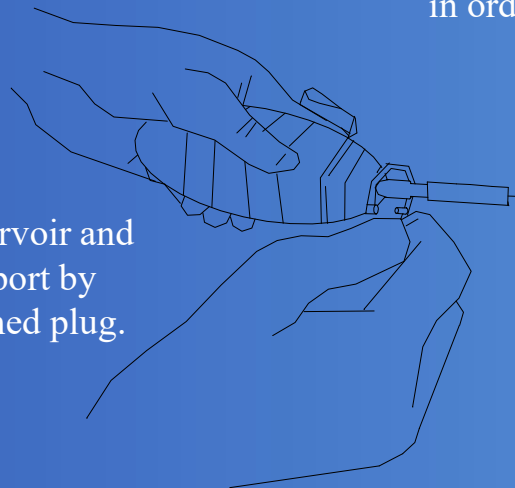
1. Starting with trocar inside wound, push trocar through to a separate exit site 2 to 5 cm from the wound.



2. Cut catheter section with holes to needed wound length and insert into wound site.  
**CAUTION:** Make sure all drainage holes are contained tissue in order to maintain suction.

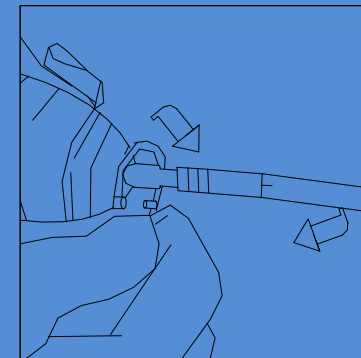


3. Cut off trocar, place slide clamp on catheter, and attach catheter to connector with a pushing and twisting motion  
**CAUTION:** Check tubing seals at all connecting points



4. Squeeze reservoir and close FLUSH port by inserting attached plug.

5. TO empty or reset, open FLUSH port, FLUSH contents into appropriate container, compress reservoir and reseal port.  
**NOTE:** For optimal drainage place the reservoir below wound site.



# BMI® Medical

Wellong Instruments Co., Ltd.

E-mail : [cctco@ms35.hinet.net](mailto:cctco@ms35.hinet.net)

Phone Number : +886-2-25719829 · +886-2-25413710

Fax Number : +886-2-25627884

Address : 2F., No.63, Linsen N. Rd., Zhongshan Dist.,  
Taipei City 104, Taiwan (R.O.C.)