



GP Series

GP 1272 Datasheet

12V Top Terminal VRLA-AGM



Valve Regulated Lead Acid (VRLA) Battery

Maintenance-Free, Absorbent Glass Mat (AGM) Technology for Efficient Gas Recombination of up to 99%

Pure Lead Construction and Proprietary Elements

Designed for Float Service Standby Power Applications

Built in Accordance with IEC 61056-1/2:2012 and UL1989 Recognized (MH14533)



Specifications

Voltage (Vdc)	12
Nominal Capacity (1.75 VPC @25°C)	7.2Ah @20hr-rate
Ah Capacity (8-Hr 1.75 VPC @ 25°C)	7.46
Ah Capacity (20-Hr 1.75 VPC @ 25°C)	8.24
Ah Capacity (8-Hr 1.80 VPC @ 25°C)	7.37
Max Charge Current (A)	2.16
Max Discharge Current (A)	130 *
Short Circuit Current (A)	276
Internal Resistance (mΩ)	Approx. 23.0
Terminal Type	F2 terminal -Faston Tab 250 *
Terminal Torque	--
Container Material	ABS (UL 94-HB) & Flame Retardant (94-V0) available upon request.
Weight (kg. / lb., Approx.)	2.40 / 5.29
Length (L) (mm / in)	150.9±2. / 5.94±0.08
Width (W) (mm / in)	64.8±1.0 / 2.55±0.04
Height (H) (mm / in)	98.6±1.0 / 3.88±0.04
Design Life	Up to 5 Years in Standby Service at 25°C Eurobat (20°C): 3-5 Years Standard Commercial
Operating Temperature	Nominal: 25°C (77°F) Discharge: -15°C - 50°C (5°F-122°F) Charge/Storage: -15°C - 40°C (5°F - 104°F)
Float Charging Voltage	13.5 - 13.8 Vdc/battery 25°C (77°F)
Eq. Charging Voltage	14.4 - 15.0 Vdc/battery 25°C (77°F)
Self-Discharge	Less than 10% after 90 days, can be stored up to 6 months at 25°C (77°F); Fully recharging is required before usage, and charged sooner if stored at higher temperature than 25°C (77°F).



GP Series

GP 1272 Datasheet

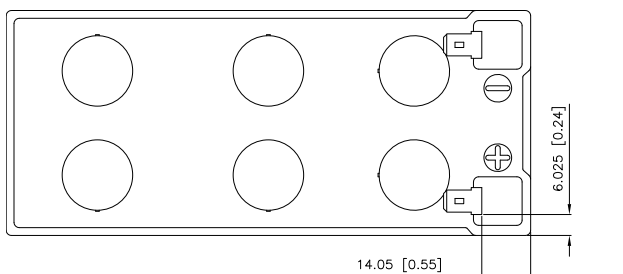
12V Top Terminal VRLA-AGM

Constant Current Discharge Characteristics Unit: A (25°C, 77°F)

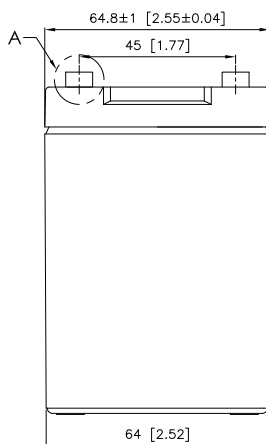
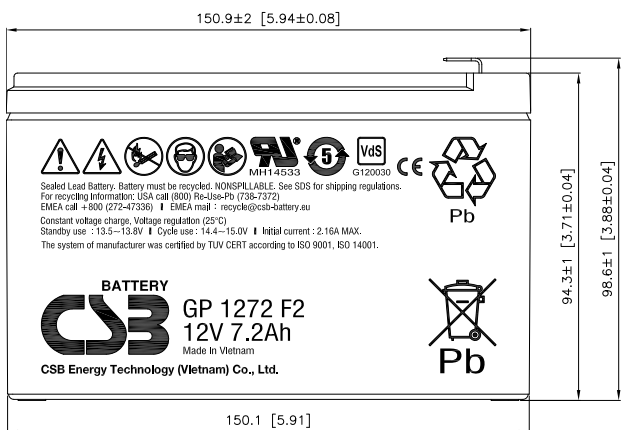
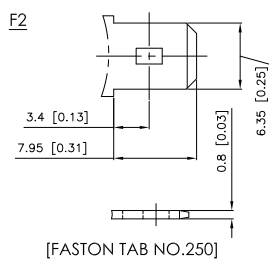
F.V/Time	5MIN	10MIN	15MIN	30MIN	60MIN	90MIN	2HR	3HR	5HR	8HR	10HR	20HR
10.02V (1.67 VPC)	32.8	20.8	15.3	8.87	5.14	3.73	2.96	2.14	1.41	0.937	0.771	0.415
10.50V (1.75 VPC)	30.0	19.8	14.8	8.72	5.09	3.71	2.94	2.12	1.39	0.932	0.767	0.412
10.80V (1.80 VPC)	27.6	18.6	14.2	8.49	4.99	3.66	2.91	2.10	1.38	0.921	0.758	0.407

Constant Power Discharge Characteristics Unit: W (25°C, 77°F)

F.V/Time	5MIN	10MIN	15MIN	30MIN	60MIN	90MIN	2HR	3HR	5HR	8HR	10HR	20HR
10.02V (1.67 VPC)	352	230	172	103	60.2	44.0	35.0	25.3	17.0	11.4	9.43	5.03
10.50V (1.75 VPC)	329	219	168	101	59.8	43.8	34.8	25.1	16.8	11.2	9.39	5.01
10.80V (1.80 VPC)	304	207	162	100	58.9	43.3	34.5	25.0	16.7	11.1	9.31	4.95



Detail A Drawing(3:1)



* F1 terminal is available, Max Discharge Current = 100 A