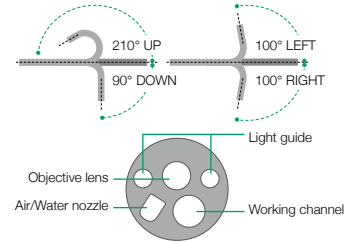




ELUXEO™ Lite VIDEO GASTROSCOPE EG-720R



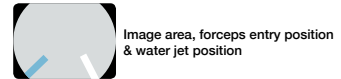
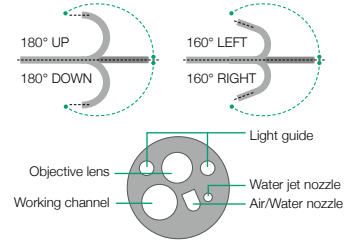
Field of view	140°
Observation range	2–100 mm
Bending capability	Up 210°/Down 90° Right 100°/Left 100°
Distal end diameter	9.2 mm
Working channel diameter	2.8 mm
Working length	1,100 mm
Total length	1,400 mm



ELUXEO™ Lite VIDEO COLONOSCOPE EC-720RM / RI / RL



Field of view	170°
Observation range	2–100 mm
Bending capability	Up 180°/Down 180° Right 160°/Left 160°
Distal end diameter	12.8 mm
Insertion tube diameter	12.8 mm
Working channel diameter	3.8 mm
Working length	1,330/1,520/1,690 mm
Total length	1,630/1,820/1,990 mm



- Multi-Light Technology** Optimal illumination using variable LED light intensity.
- CMOS Technology** Noiseless and brilliant image transmission thanks to a CMOS-chip positioned directly in the tip.
- Close Focus** Close focus observation up to 2 mm supports more precise diagnosis.

**LCI** Increased contrast in red colour leads to improved detection of inflammation and accurate delineation.

**BLI** The combination of special light wavelengths results in improved and accurate contrast imaging.

**One-Step Connector** Easy to plug in with an integrated wireless power supply to provide high speed transmission of data.

**G7** Grip is designed to have a comfortable feel to optimise performance and minimise stress.

**Water Jet** Provided as standard to help keep the field of observation clear.

**170°** A wide 170° field of view is available for an easier visualisation.

**HD Full HD endoscopy** Combine equipment displaying this logo to ensure that you view HDTV images on your monitor.