



MYS-5550NE

5 MOTORS COLUMN MODEL ICU BED
WITH LATERAL MOVEMENT


MYS-5550NE

GENERAL SPECIFICATIONS

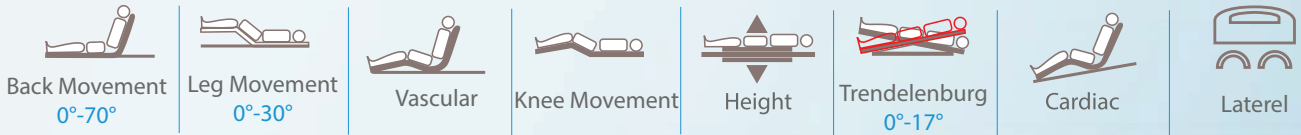


- 4 independent and detachable ABS lying sections
- X-RAY cassette sleeve for on-bed X-RAY scanning
- Antibacterial electrostatic powder coated steel frame
- ABS plastic covered chasis
- Ø125mm, 360° swivel wheels with central brake system and directional lock
- 28 DNS foam mattress with 15 cm height.
- Accessory adaptors on the corners, 1 height adjustable IV Pole
- Urine bag holders and belt hooks on both sides
- Protective plastic bumpers on corners
- Alternative color options for side rails
- Orthopedic foam mattress with antibacterial, washable and zippered cover
- Built in scale
- Lateral Tilt Angle, 15° left,

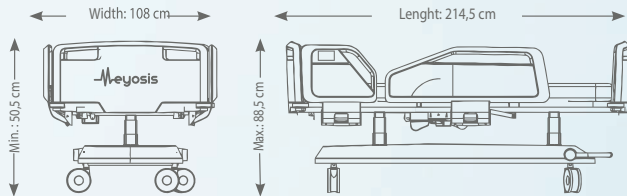
- Backrest, legrest and knee movements, height adjustment, vascular, trendelenburg and reverse trendelenburg positions are controlled by 3 DC and 2 column motors
- Positions are controlled by hand control (on head side) and attendant control (on foot side)
- Electric CPR and function locking features on attendant control
- One-button controls for each semi-fowler, shock, cardiac, examination and bed exit positions
- 24V battery backup
- The dual auto-regression system, reduces the pressure on the abdomen and the friction on the pelvis area
- Manual CPR
- Removable Polypropylene (PP) plastic head and foot ends
- Split PP plastic side rails with soft drop realise mechanism and angle indicator
- Foot control for height adjustment



OPERATION ANGELS



DIMENSIONS



TECHNICAL SPECIFICATIONS



Sliding backrest

The sliding backrest protects the patient from uncomfortable shearing forces during adjustments to the bed, and also contributes to pressure ulcer prevention.

Control Panel

Positions can be adjusted electronically by the help of the keys on hand remote control and wired Nurse Control Panel.

Secure position

The handrails on the safety sides provide support for patients. The handle bars on the headboard and footboard make it easier to manoeuvre the bed.

Collision prevention

Wall buffer cones and a selection of effective wall deflection rollers protect the bed and room furnishings from damage.

Hygienic mattress bases

4-piece easy-to-clean ABS plastic lying surface.

Mechanic CPR

Mechanic CPR handle on the both sides.

Height Adjustment

Covering a low area of 50,5 cm, with a height adjustment range of up to 88,5cm, it provides a suitable working environment for personnel by preventing falls and injuries of patient.

Central Brake

360 swivel casters with central brake and linear direction lock.

