

	Technical Data Sheet	Revision : 4
	<b>Infusion Set for Single Use</b>	Date : 2019-07-26
		Page 1 of 3





Manufacturer: Shandong Yiguang Medical Instruments Co., Ltd Product Factory Code : IV-1	Infusion set for single use * with needle	
---	--	--

Components	Name	Material	Index
	Spike cap	Polyethylene (PE)	Length: 40mm
	Spike	Acrylonitrile Butadiene Styrene (ABS)	Length: 28mm
	Air filter	PTFE	
	Air inlet cap	Polyvinyl chloride (PVC)	
	Drip chamber	Polyvinyl chloride (PVC)	Length: 46.5mm+/-0.5mm
	Filter	Nylon	Ø12.8 , Micron: 15um
	Tube	Polyvinyl chloride (PVC)	ID/OD:3.0mm/4.0mm
	Roller clamp	Polyethylene (PE)	Clamp shell Length: 48.6mm Roller diameter: 13.3+/-0.1mm
	Injection site	Natural rubber (NR)	Length: 49mm
	Luer connector	Polypropylene (PP)	Luer slip
	In vein needle	304 Stainless steel	21G * 1 1/2"
	Glue	Cyclohexanone	

Intended use	Used for vein solution giving. Works with gravity only.
Drops	20drops=1ml+/-0.1ml
Sterilization	Ethylene oxide (E.O)
Shelf life	60months
Product standards	BS EN ISO8536-4:2013
Classification	MDD 93/42/EEC, Class IIa
Certificates	CE, ISO13485, CFDA, GMP, FSC
Packaging	* Single PE bag, 25pcs per middle bag, 20middle bags per carton



	Technical Data Sheet	Revision : 4
	<b>Infusion Set for Single Use</b>	Date : 2019-07-26
		Page 2 of 3

Operation Instruction	<ol style="list-style-type: none"> <li>1. Open the individual packing and take out the infusion set</li> <li>2. Firmly close roller clamp</li> <li>3. Insert plastic spike into container</li> <li>4. Press drip chamber to fill half of it</li> <li>5. Open roller clamp and expel air bubbles</li> <li>6. Close roller clamp again</li> <li>7. Apply needle into patients vein</li> <li>8. Adjust flow rate by roller clamp</li> <li>9. Open air inlet if use glass container and close the air inlet if use soft container</li> <li>10. Dispose properly as medical waste after use</li> </ol>
Storage	Store in relative humidity less than 80%, no corrosive gas, cool, dry, well ventilated, clean environment.
Cautions	<p>Check the batch number and validity before use.</p> <p>Tighten the needle before use.</p> <p>It is strictly prohibited to use if the single packing damaged or needle cap drop off.</p> <p>For single use only, use immediately after unsealed, destroy after use. It is strictly prohibited to reuse.</p>
Marks	  
Packing pictures	<p>* INDIVIDUAL LABEL PRINT</p> 





Technical Data Sheet

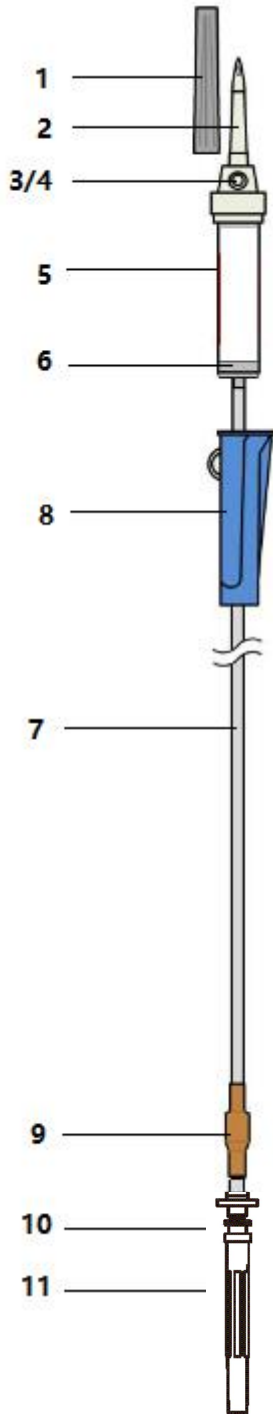
Revision : 4

**Infusion Set for  
Single Use**

Date : 2019-07-26

Page 3 of 3

Drawing



Description:

1. Spike cap
2. Spike
3. Air filter
4. Air inlet cap
5. Drip chamber
6. Solution filter
7. Tube 150cm
8. Roller clamp
9. Injection site
10. Luer slip connector
11. In vein needle

