





TNC

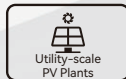
N-type Half-cell Bifacial Module (66)

TWMNH-66HD

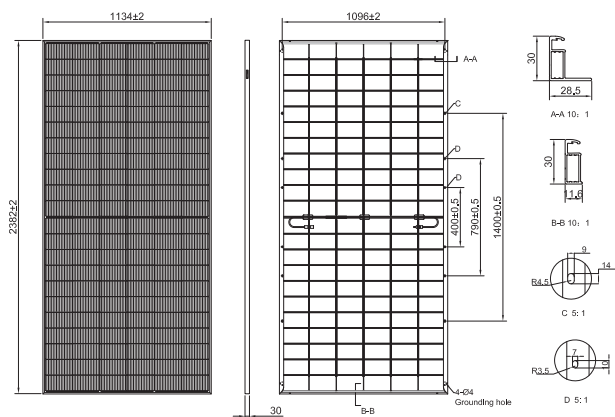


-  Higher power generation, lower LCOE
-  Applicable to utility-scale PV plants
-  Applicable to C&I rooftops

610-630W



Drawings (Unit: mm)



Mechanical Parameters

Cell Type	TNC
Cell Orientation	132 [6×22]
Dimension	2382±2×1134±2×30mm
Weight	32.5kg
Front Glass	2.0 mm AR coating semi tempered glass
Rear Glass	2.0 mm semi tempered glass
Frame	Anodized aluminum alloy frame
Junction Box	IP68, 3 diodes
Cable	4.0mm ²
Cable Length	+400 mm, -200 mm or ±1,400 mm; length can be customized
Maximum Static Test Load	5,400 Pa (front) / 2,400 Pa (rear)
Packaging (Per pallet)	36 pcs
Packaging	720 pcs per 40'HC

Electrical Characteristics (STC)

Module type: TWMNH-66HDXXX

Maximum Power: Pmax [W]	610	615	620	625	630
Open Circuit Voltage: Voc [V]	48.70	48.90	49.10	49.30	49.50
Short Circuit Current: Isc [A]	15.94	16.00	16.06	16.12	16.18
Voltage at Maximum Power: Vmp [V]	40.48	40.65	40.82	40.96	41.10
Current at Maximum Power: Imp [A]	15.07	15.13	15.19	15.26	15.33
Module Efficiency: η [%]	22.6	22.8	23.0	23.1	23.3

* STC: Irradiance 1000W/m², Cell temperature 25°C, AM=1.5, Power measurement tolerance: ±3%

Electrical Characteristics (BNPI)

Maximum Power: Pmax [W]	673.6	678.9	684.6	690.2	695.4
Open Circuit Voltage: Voc [V]	48.70	48.90	49.10	49.30	49.50
Short Circuit Current: Isc [A]	17.60	17.66	17.73	17.80	17.86
Voltage at Maximum Power: Vmp [V]	40.48	40.65	40.82	40.96	41.10
Current at Maximum Power: Imp [A]	16.64	16.70	16.77	16.85	16.92

* BNPI: Front side irradiance 1000W/m², Rear side irradiance 135W/m², Cell Temperature=25°C, AM=1.5, Power measurement tolerance:±3%

Electrical characteristics with different rear side power gain

5%	Maximum Power: Pmax[W]	640	645	651	656	661
	Module Efficiency: η [%]	23.7	23.9	24.1	24.3	24.5
15%	Maximum Power: Pmax[W]	701	707	713	718	724
	Module Efficiency: η [%]	26.0	26.2	26.4	26.6	26.8
25%	Maximum Power: Pmax[W]	762	768	775	781	787
	Module Efficiency: η [%]	28.2	28.4	28.7	28.9	29.1

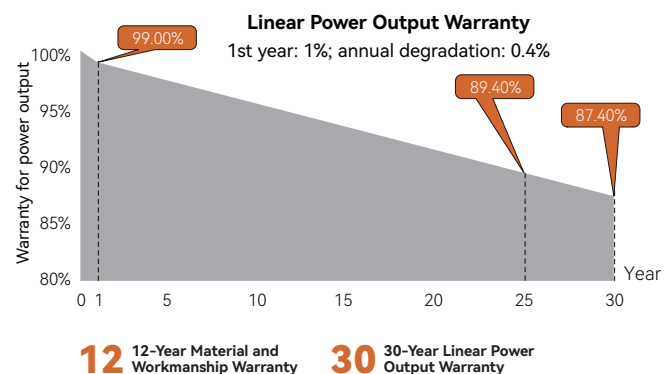
Temperature Rating

Temperature Coefficient of Pmax	-0.28%/°C
Temperature Coefficient of Voc	-0.24%/°C
Temperature Coefficient of Isc	+0.046%/°C

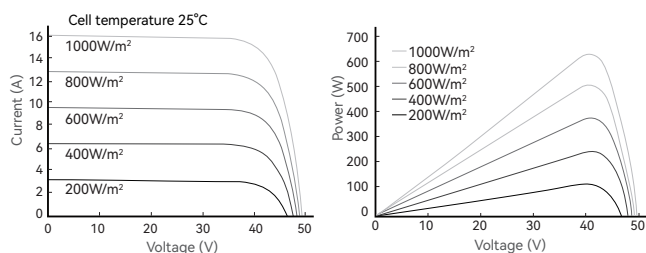
Operating Parameters

Operating Temperature	-40°C~+70°C
Maximum System Voltage	1500V DC
Maximum Series Fuse Rating	30A
Power Output Tolerance	0~+3%
Bifaciality coefficient of Pmax	80±5%
Bifaciality coefficient of Voc	98±5%
Bifaciality coefficient of Isc	80±5%

Warranty



Curve



Certifications

Quality Management System and Product Certification

- ISO9001:2015/Quality Management System
- ISO14001:2015/Environmental Management System
- ISO45001:2018/Occupational Health and Safety Management System
- ISO50001:2018 / Energy Management System
- EC62941:2019 / Quality System for PV Module Manufacturing
- IEC 61215 (2021) / IEC 61730 (2023), IEC TS 62804, IEC 61701, IEC 62716, IEC 60068-2-68



Scan the code for more information