

Touch Panel

Operated by touching the screen display.

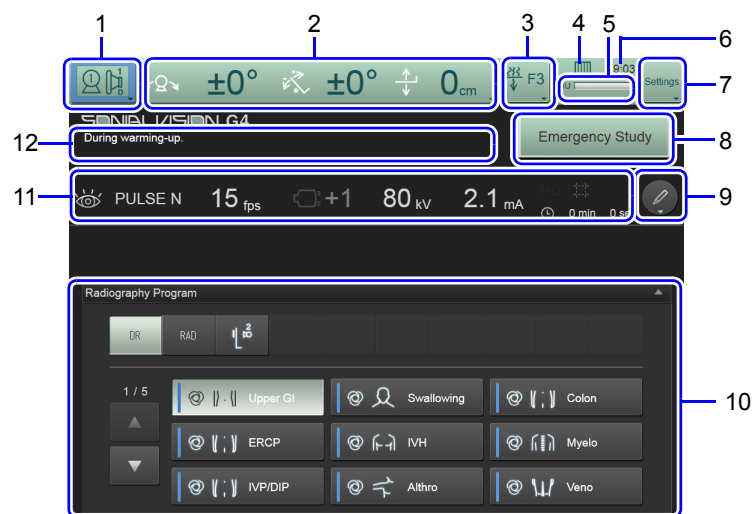
CAUTION


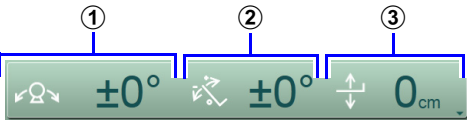



Do not press hard on the touch panel or place objects upon it.

Doing so can cause a malfunction.

Prohibitions

Display when no examination is being performed (DR technique)



No.	Item	Function
1		The current technique is displayed. Press the button to change the technique.
2	 <p>Displays the current position information of the X-ray diagnostic table.</p> <p>① Oblique projection angle</p> <p>② Tilt angle</p> <p>③ Tabletop height</p> <p>When the screen is pressed, X-ray diagnostic table related functions can be used.</p>	
3		<p>Displays the current information of the BH filter.</p> <ul style="list-style-type: none"> F: For fluoroscopy R: For radiography <p>Press this button to browse detailed information about the filter or change the filter.</p>
4		Displays the current information of the grid.
5		Displays the current information of the heat unit.