

**NATURAL RUBBER LATEX MALE
CONDOM WITH APPLICATOR**

INSTRUCTION FOR USE



INSTRUCTION FOR USE

Remark: Information or statements in this IFU may be rephrased accordingly; however, it shall carry the same meaning.


FRONT

IMPORTANT POINTS TO KNOW BEFORE USING A CONDOM

1. If extra lubrication is needed, use water-based lubricants.
2. **DO NOT USE OIL BASED LUBRICANTS** such as petroleum jelly, mineral oil and cold cream, as they may weaken the condom and cause subsequent failure of the product. So can some topical medicines that are applied to the penis or vagina. If you are not sure about the effect of the medicines you're using on condoms, ask your doctor or pharmacist.
3. Do not use the condom if the rubber materials are sticky or brittle. If the individual container is obviously damaged, discard that condom and use a new one from an undamaged package.
4. Seek medical assistance as soon as possible, at least within 72hour should a condom leak or burst during use.
5. The condoms and the wings are for single use only; reused condom could increase the risk of breakage and infection.
6. When used correctly, the wings will not break or damage the condom. We recommend only touching the wings to minimize the risk of damaging the condom.
7. The applicator is intended to ease the donning of condom.
8. When used correctly every time you have sex, latex condoms help prevent pregnancy, reduce the risk of transmitting HIV/AIDS and other sexually transmitted infectious.
9. No method of contraception can provide 100% protection against pregnancy or transmission of HIV and STIs. If you suspect that you or your partner may have become pregnant or infected, consult your doctor immediately.
10. This product contains natural rubber latex which may cause allergic reactions including anaphylactic shock. If you are allergic to natural rubber latex products, consult your doctor for advice before use.
11. Store in a cool dry place away from direct sunlight.
12. Keep away from children.
13. There is a risk of choking using a condom orally.
14. The use of additional lubricants during anal sex can reduce the risk of breakage.
15. Condom is a medical device to be used by lay persons - adult male or female.
16. Report any serious incident occurred from using the device to the manufacturer and the relevant national competent authority.
17. These condoms conform to International standards ISO 4074/ EN ISO 4074.



Karex Industries Sdn. Bhd.
PTD 7906 & 7907, Taman Pontian Jaya,
Batu 34, Jalan Johor, 82000 Pontian,
Johor Darul Takzim, Malaysia.



Advena Limited
Tower Business Centre, 2nd Flr., Tower Street,
Swatar, BKR 4013 Malta.

Wingman [logo]

Instruction For Use


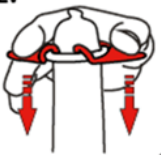














CE mark

Revision Date : 24th January 2022 (v.4)

Master reference information : K-IFU-04 (v.4)



BACK

Instruction For Use				
<p>1.</p>  <p>2.</p> 	<p>1. Carefully tear off foil pack, making sure not to damage the condom.</p> <p>2. During removal from foil, avoid damage to the condom by fingernails, jewelry and etc.</p> <p>3. Position the condom over the head of the erect penis with the logo on the wings facing upwards.</p> <p>4. Carefully push both wings down using one or two hands to unroll the condom as far as it will go.</p> <p>5. Remove the wings from the condom by turning them away from the body at the point where the wings join. The condom is now ready for use.</p>	<p>3.</p> 	<p>6. Stop and check if the condom slipping off or tightening excessively onto the penis as this might lead to breakage.</p> <p>7. Soon after ejaculation, and while the penis is still erect, hold the condom at the base of the penis and withdraw carefully.</p> <p>8. Remove the condom from your penis by sliding it off slowly. It is important not to permit the penis or used condom to touch the vagina area after withdrawal.</p> <p>9. Wrap the used condom and wings, and dispose it hygienically in a closed rubbish bin, not the toilet.</p>	
	Store in a cool, dry place		Keep away from sunlight	 Use by Date
	Contains natural rubber latex		Manufacturer	 Consult Instruction for Use
	Do not use if Package is damaged		Do not reuse	 Batch Code
	Importer		Medical device	 Unique Device Identifier
	European authorized representative			
<p><i>Remark: Add in definition of any other symbols used on the packaging</i></p>				

NATURAL RUBBER LATEX MALE CONDOM

INSTRUCTION FOR USE



INSTRUCTION FOR USE (IFU)

Remark: Information or statements in this IFU may be rephrased accordingly; however, it shall carry the same meaning.

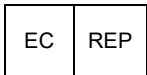
FRONT

IMPORTANT POINTS TO KNOW BEFORE USING A CONDOM

1. If extra lubrication is needed, use water-based lubricants.
2. **DO NOT USE OIL BASED LUBRICANTS** such as petroleum jelly, mineral oil and cold cream, as they may weaken the condom and cause subsequent failure of the product. So can some topical medicines that are applied to the penis or vagina. If you are not sure about the effect of the medicines you're using on condoms, ask your doctor or pharmacist.
3. Do not use the condom if the rubber materials are sticky or brittle. If the individual container is obviously damaged, discard that condom and use a new one from an undamaged package.
4. Seek medical assistance as soon as possible, at least within 72hour should a condom leak or burst during use.
5. Condoms are for single use only; reused condom could increase the risk of breakage and infection.
6. When used correctly every time you have sex, latex condoms help prevent pregnancy, reduce the risk of transmitting HIV/AIDS and other sexually transmitted infectious.
7. No method of contraception can provide 100% protection against pregnancy or transmission of HIV and STIs. If you suspect that you or your partner may have become pregnant or infected, consult your doctor immediately.
8. This product contains natural rubber latex which may cause allergic reactions including anaphylactic shock. If you are allergic to natural rubber latex products, consult your doctor for advice before use.
9. Store in a cool dry place away from direct sunlight.
10. Keep away from children.
11. There is a risk of choking using a condom orally.
12. The use of additional lubricants during anal sex can reduce the risk of breakage.
13. Condom is a medical device intended to be used by lay persons - adult male or female.
14. Report any serious incident occurred from using the device to the manufacturer and the relevant national competent authority.
15. These condoms conform to International standards ISO 4074/ EN ISO 4074.



Karex Industries Sdn. Bhd.
PTD 7906 & 7907, Taman Pontian Jaya,
Batu 34, Jalan Johor, 82000 Pontian,
Johor Darul Takzim, Malaysia.



Advena Limited
Tower Business Centre, 2nd Flr., Tower Street,
Swatar, BKR 4013 Malta.

Carex® [logo]


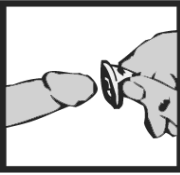




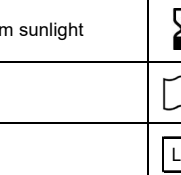

Instruction For Use














CE mark

Revision Date: 18th Jan 2023 (v.5)
Master reference information: K-IFU-01 (v.5)



BACK

Instruction For Use	
	<p>1. Carefully tear off foil pack, making sure not to damage the condom.</p>
	<p>2. During removal from foil, avoid damage to the condom by fingernails, jewelry and etc.</p>
	<p>3. Squeeze the reservoir end of the condom gently, between the thumb and the forefinger to expel the air out of the tip, while placing the condom over the head of the erect penis. This must be done before any contact occurs between the penis and the partner's body to assist in the prevention of sexually transmitted infectious and pregnancy.</p>
	<p>4. While still holding the reservoir tip, unroll the condom over the entire length of the erect penis with the other hand.</p>
	<p>5. Stop and check if the condom slipping off or tightening excessively onto the penis as this might lead to breakage.</p>
	<p>6. After ejaculation, hold on the rim of the condom and slowly withdraw the penis while it is still erect so that the condom does not slip off.</p>
	<p>7. Remove the condom from your penis by sliding it off slowly. It is important not to permit the penis or used condom to touch the vagina area after withdrawal.</p>
	<p>8. Wrap the used condom and dispose it hygienically in a closed rubbish bin.</p>

	Store in a cool, dry place		Keep away from sunlight		Use by date
	Contains natural rubber latex		Manufacturer		Consult instruction for use
	Do not use if package is damaged		Do not reuse		Batch code
	Importer		Medical device		Unique Device Identifier
	European authorized representative				

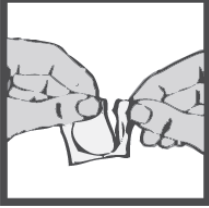
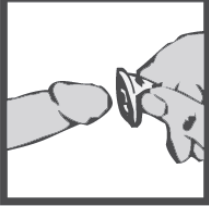




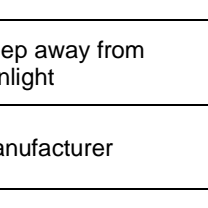














Remark: Add in definition of any other symbols used on the packaging

NATURAL RUBBER LATEX MALE CONDOM

INSTRUCTION FOR USE



BACK

<p>Instruction For Use</p>  <p>1. Carefully tear off foil pack, making sure not to damage the condom.</p>  <p>2. During removal from foil, avoid damage to the condom by fingernails, jewelry and etc.</p>  <p>3. Squeeze the reservoir end of the condom gently, between the thumb and the forefinger to expel the air out of the tip, while placing the condom over the head of the erect penis. This must be done before any contact occurs between the penis and the partner's body to assist in the prevention of sexually transmitted infections and pregnancy.</p>		 <p>4. While still holding the reservoir tip, unroll the condom over the entire length of the erect penis with the other hand.</p>  <p>5. Stop and check if the condom slipping off or tightening excessively onto the penis as this might lead to breakage.</p>  <p>6. After ejaculation, hold on the rim of the condom and slowly withdraw the penis while it is still erect so that the condom does not slip off.</p>  <p>7. Remove the condom from your penis by sliding it off slowly. It is important not to permit the penis or used condom to touch the vagina area after withdrawal.</p>  <p>8. Wrap the used condom and dispose it hygienically in a closed rubbish bin.</p>			
	Store in a cool, dry place		Keep away from sunlight		Use by Date
	Contains natural rubber latex		Manufacturer		Consult Instruction for Use
	Do not use if Package is damaged		Do not reuse		Batch code
	European authorized representative		Importer		Medical Device
	Unique Device Identifier				
<p>Remark: Add in definition of any other symbols used on the packaging</p>					

NATURAL RUBBER LATEX MALE CONDOM

INSTRUCTION FOR USE



INSTRUCTION FOR USE

Important Information/Safety Precautions:

- A condom is for a single use only. If re-use there may be an increased risk of failure or infection.
- Store it in a cool, dry place away from sunlight. Heat can deteriorate the physical properties of condoms.
- DO NOT USE OIL BASED LUBRICANTS such as petroleum jelly, mineral oil and cold cream, as they may weaken the condom and cause subsequent failure of the product. Always use water based or latex compatible lubricants.
- Consult a doctor or a pharmacist if you or your partner is using prescription or over-the-counter medication that is applied to the penis or vagina and may come into contact with the condom.
- In case of latex allergy, condoms should only be used after consulting a doctor. The condoms are made of natural rubber latex, which might cause allergic reactions including anaphylactic shock.
- When used correctly every time you have sex, latex condoms help prevent pregnancy, reduce the risk of transmitting HIV/AIDS and other sexually transmitted infectious.
- No contraception can guarantee 100% protection against pregnancy and sexually transmitted diseases.
- Non-vaginal use of condoms increases the risk of the condoms slippage or being damaged. Seek medical assistance, at least within 72 hours should a condom leak or burst.
- Store in a cool dry place away from direct sunlight.
- Keep away from children.
- The use of additional lubricants during anal sex can reduce the risk of breakage. There is a risk of choking using condom orally.
- Condom is a medical device to be used by lay persons - adult male or female.
- Report any serious incident occurred on the condom to the manufacturer and the relevant national competent authority.
- These condoms conform to International standards ISO 4074/ EN ISO 4074.

How To Use A Condom

Prior to sex:

- Use a new condom each time you have sex. Always check the expiry date on the pocket.
- Take your condom out of the packet carefully, making sure that you don't damage it with your fingernails or jewellery.
- Always put the condom on as soon as the penis is erect but before there is any contact with the woman's genital area. This is important because fluid, which may contain sperm, can seep from the penis early during sex.
- Gently squeeze the tip, (the closed end) between your finger and thumb, to expel any trapped air and make space for the man's semen. Unroll the condom over the full length of the penis.
- Check if condom is slipping off/tightening excessively onto the penis as this may lead to breakage.
- Do not use the condom if the rubber material is sticky or brittle or the individual container is obviously


Brand Name® [logo]

CE mark (with notified body's number)

ISO 4074



Manufactured by:
Medical-Latex (DUA) Sdn. Bhd.
Plo 8, Senai Industrial Estate,
81400 Senai,
Johor, Malaysia.



Advena Ltd. Tower Business Centre,
2nd Flr., Tower Street, Swatar,
BKR 4013 Malta.

	Consult Instructions for Use		Batch code
	Contains or Presence of natural rubber latex		Manufacturer
	Single Use Only (DO NOT REUSE)		Authorised Representative in the European Union
	Store in a cool, dry place		Do not use if package is damaged
	Keep away from sunlight		Use By / Expiry Date
	Wrap it in tissue and place it in waste bin. Do not flush it into the toilet.		Do not use if package is damaged.
	Medical device		Importer
	Unique Device Identifier		

Remark: Add in definition of any other symbols used on the packaging.

Revision Date : 28th April 2022 (v.3)

Master reference information : M-IFU-01 (v.3)



damaged. Use a new one from an undamaged package.

After sex:

- After the man has ejaculated but before his erection is completely lost, hold the condom rim firmly around the penis while the penis is withdrawn. This makes sure that the condom doesn't slip, accidentally spilling semen in around the woman's vagina.
- To dispose the used condom, tie a knot in the end of the used condom to seal it. Wrap it in a tissue and dispose it hygienically. Do not flushed it down the toilet.