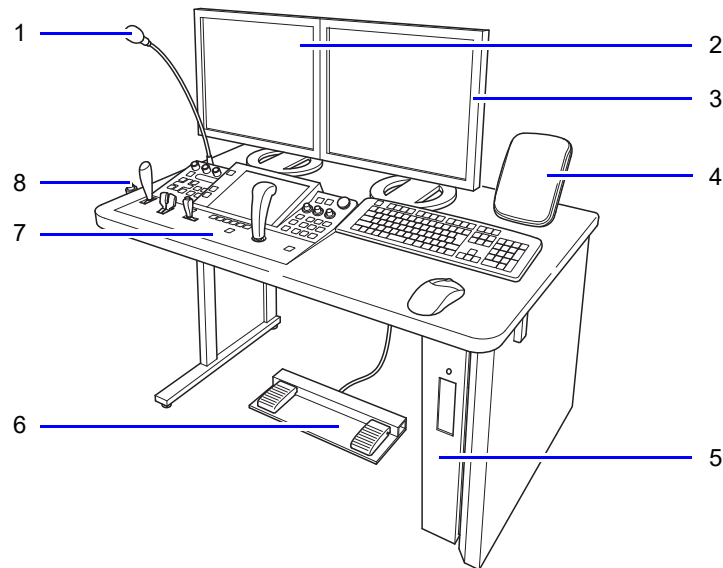

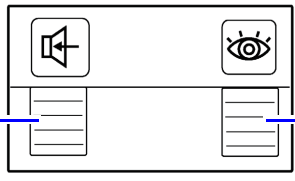



2.3 Remote Control Desk and Remote Console

2.3.1 Remote Control Desk

2



No.	Name	Function
1	Microphone	Your voice is heard from the speaker in the examination room when the intercom foot switch is being pressed down.
2	Acquisition monitor	Images being acquired are displayed in real time.
3	Reference monitor	Displays images whose acquisition is complete and examination control data.
4	Speaker	Transmits sound from the examination room.
5	Operation cabinet	This is the control cabinet of the digital radiography unit.
6	Foot switch	<p>The microphone is enabled when the intercom foot switch (left) is pressed down.</p> <p>Fluoroscopy is performed when the fluoroscopy foot switch (right) is pressed down while the remote console's  button is lit up.</p> <div style="text-align: center;">  </div>
7	Remote console	<p>This is a console to operate the equipment from outside the examination room.</p> <p> Reference P.2-8</p>