



SynoVent E3/B3/E5/B5 Ventilator

Service Manual

Intellectual Property Statement

SHENZHEN MINDRAY BIO-MEDICAL ELECTRONICS CO., LTD. (hereinafter called Mindray) owns the intellectual property rights to this product and this manual. This manual may refer to information protected by copyrights or patents and does not convey any license under the patent rights of Mindray, nor the rights of others. Mindray does not assume any liability arising out of any infringements of patents or other rights of third parties.

Mindray intends to maintain the contents of this manual as confidential information. Disclosure of the information in this manual in any manner whatsoever without the written permission of Mindray is strictly forbidden. Release, amendment, reproduction, distribution, rent, adaption and translation of this manual in any manner whatsoever without the written permission of Mindray is strictly forbidden.

  and **MINDRAY** are the registered trademarks or trademarks owned by Mindray in China and other countries. All other trademarks that appear in this manual are used only for editorial purposes without the intention of improperly using them. They are the property of their respective owners.

Contents of this manual are subject to changes without prior notice.

Revision History

This manual has a revision number. This revision number changes whenever the manual is updated due to software or technical specification change. Contents of this manual are subject to change without prior notice. Revision 1.0 is the initial release of the document.

- Revision number: 8.0
- Release time: 2019-12

© Copyright 2011-2019 Shenzhen Mindray Bio-Medical Electronics Co., Ltd. All rights reserved.

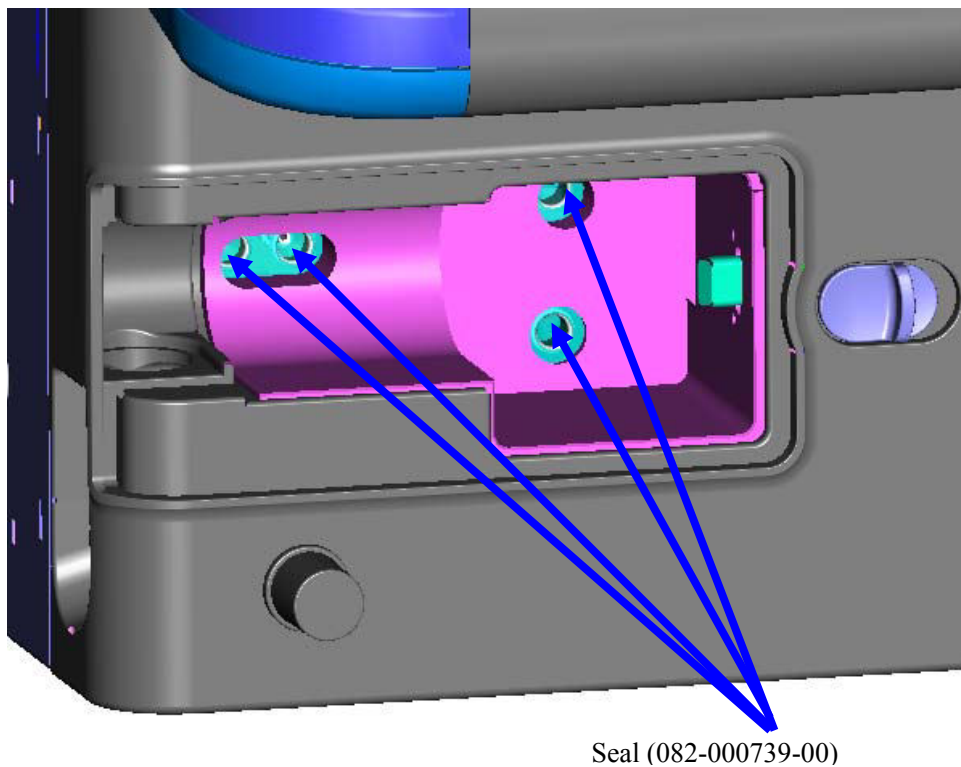
4.1.1 One-year Replaceable Parts

List of one-year service package (801-VT50-00114-00):

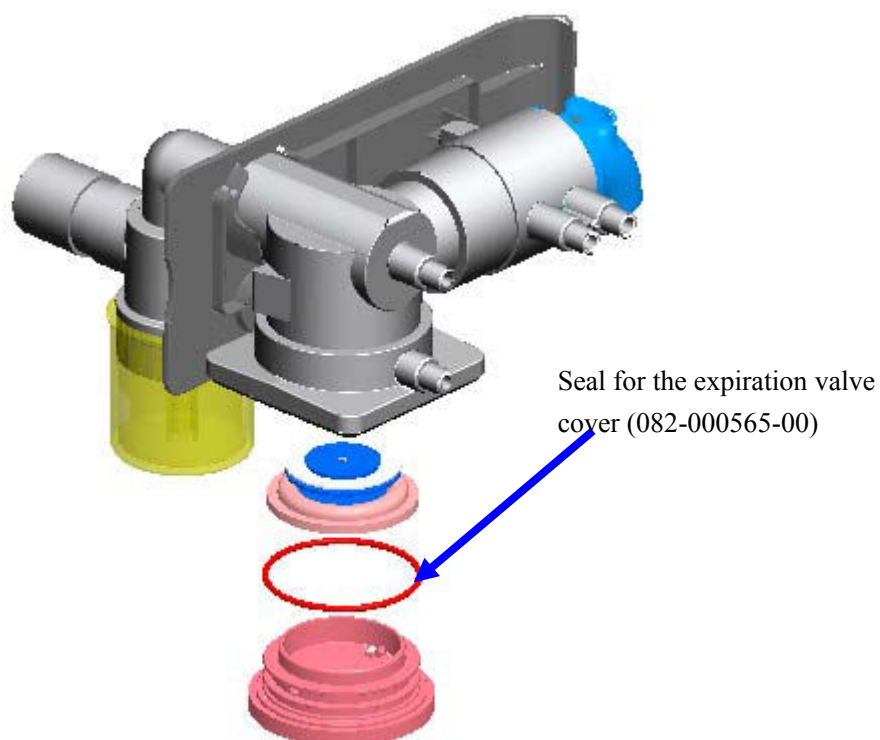
| SN | P/N | Description | Qty |
|----|---------------|--|-----|
| 1 | 082-000739-00 | Seal. O type 6.5 X1.5 Viton A75 Blake | 4 |
| 2 | 082-000565-00 | Seal. O type 31.47 X1.78 Silicone A50 Red | 1 |
| 3 | 049-000081-00 | Diaphragm for check valve | 1 |
| 4 | 082-000753-00 | Filter. Filter core (5 µm), (maintenance package) | 2 |
| 5 | 082-001240-00 | Filter core F92G-KIT 5um | 1 |
| 6 | 082-001062-00 | Small filter, accuracy of 0.22µm, diameter of 25mm | 3 |
| 7 | 047-001349-00 | Dust filter for PCB chamber | 1 |

4.1.1.1 Parts Replacement

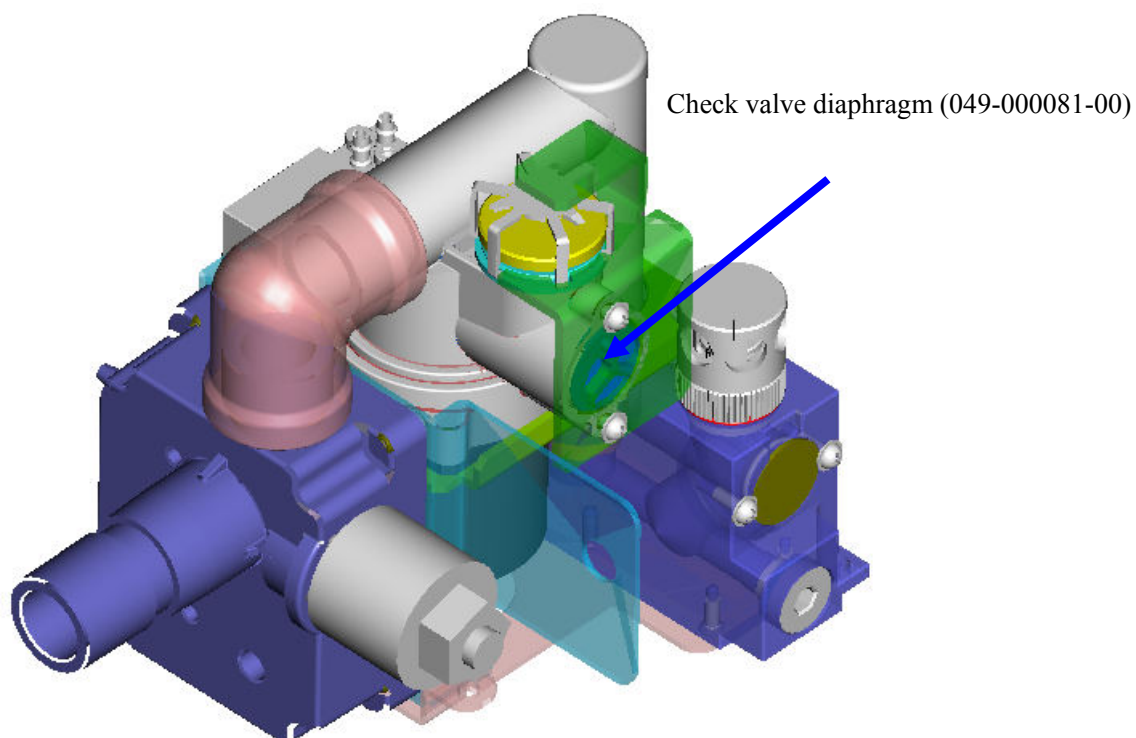
1. As required, replace the seal for expiration valve assembly (082-000739-00) every 12 months.



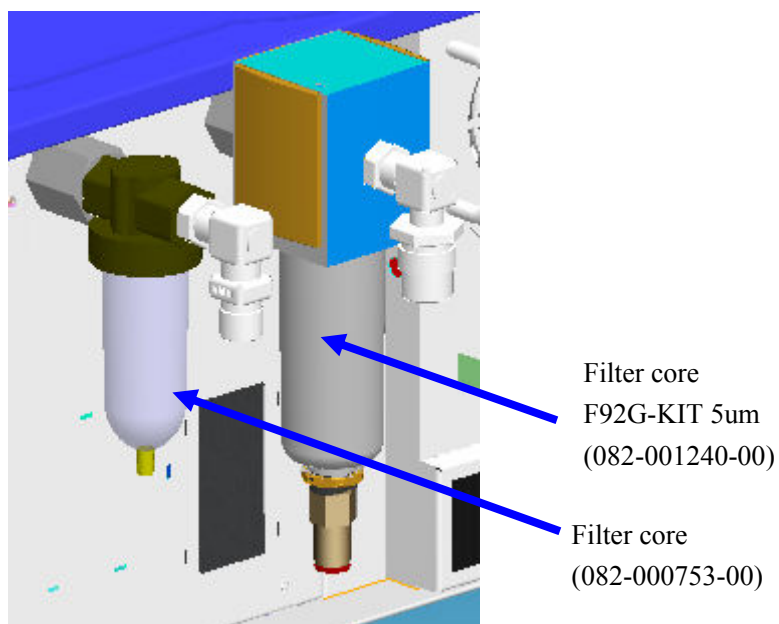
-
2. As required, replace the seal for expiration valve cover (082-000565-00) every 12 months.




3. As required, replace the diaphragm for expiration valve/spontaneous breath check valve (049-000081-00) every 12 months.




-
4. As required, replace the filter of the air supply inlet assembly every 12 months (filter core (5 μm), (082-000753-00)) (filter core. F92G-KIT 5um (082-001240-00)).



5. As required, replace the small filters at the front end of expiratory flow sensor and differential pressure sensor and the small filter at the front end of inspiratory pressure sensor every 12 months. The P/N of the small filter is "082-001062-00" (small filter, accuracy of 0.22 μm , diameter of 25mm).



Replace the small filter (082-001062-00) between the sampling line of expiratory differential pressure sensor and sampling line of expiratory flow sensor. There are two sampling paths here. Replace the filter on each path. The filter end marked “PTFE 0.22um” is the inlet which should be connected to the sampling connector of expiratory flow sensor.



Small filter
(082-001062-00)

Replace the small filter (082-001062-00) between the inspiratory pressure sensor and inspiratory pressure zeroing three-way valve. The filter end marked “PTFE 0.22um” is the inlet which should be connected to the inspiratory pressure zeroing three-way valve.

-
6. As required, replace the dust filter for PCB chamber (047-001349-00) every 12 months.



Dust filter for PCB
chamber
(047-001349-00)

4.1.1.2 Checkout and Test of the Ventilator

Perform the following maintenance procedures every 12 months: For detailed information, please refer to *3Checkout and Test* and *4.4 System Calibration*.

4.1.2 Three-year Replaceable Parts

List of three-year service package (801-VT50-00115-00):

| SN | P/N | Description | Qty |
|----|---------------|---|--------|
| 1 | 022-000008-00 | Battery, Li-ion, 11.1V, 4500mAh, LI23S002A | 1 or 2 |
| 2 | M05-010R03--- | Cell battery, Lithium, 3V, 35mAh, D12.5*2.0 | 1 |

Note: After replacing the cell battery, the system time should be reset.