



CONTACT US

HEFEI MT MEDICAL CO.,LTD.

 www.mt-medical.com

 +86 18955132376

+86 0551 62842383

 info@mt-medical.com

 The economic and development zone, Anhui, China

IF YOU ARE INTERESTING, PLS CONTACT US



Wechat



Whatsapp

HEFEI MT MEDICAL FACTORY

ONE-STOP SERVICE

OEM/ODM Manufacturer

Product are approved by CE,ISO,FDA,TUV Test Report



MT MEDICAL SURVEY

COMPANY PROFILE

MT MEDICAL specialize in OR & ICU ROOM SOLUTIONS, such as Imaging Operation Table, Operation Lamp, Ceiling pendant, Hospital bed, Medical Stretcher, Medical Trolley, Medical Chair , X-ray Film Viewer and Hospital Furnitures.

Factory is established in 1998 year, and There are workshops with 100000 square meters and now our hospitalbed achieved full Automatic production lines, so monthly production is more than 10000 units

Our products were sold to the middle east, Southeast Asia, the Commonwealth of the Independent States, Africa, South America and some European markets.

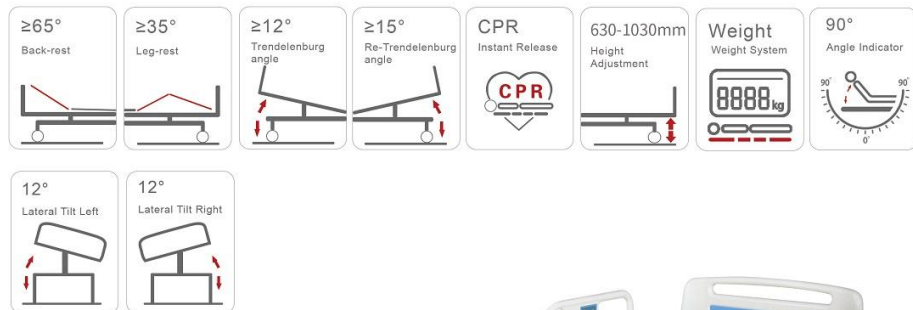
The products were approved by CE, FDA, FSC, TUV Test Report, ISO13485.

CERTIFICATE OF HONOR



DHC-IV(FP07)

8 Function Electric Luxury ICU Bed



Technical Specification

Size:	2240*1110*630/1030mm
Backboard up&down:	≥65°
Leg adjustment:	≥35°
Trendelenburg angle:	12°
Re-trendelenburg angle:	15°
Left tilt and right tilt:	12°
Height range:	630-1030mm
Weight scale function	
One button to be chair function	
0 reset function	
Security automatic lock	

Standard Accessories

• European style ABS guardrail	4 pcs
• Luxury universal silent castors	4 pcs
• European style bed head	2 pcs
• JIE CANG Motors	6 pcs
• Footcontroller	1pc
• Handheld controller	1pc
• Electric CPR	1pc
• IV hole	4 pcs
• Uraine hook	4 pcs
• Central control	1 pc
• Patient controllers	2 pcs

Optional

Standby battery
Bed extension
Emergency stop push button
Night light
IV pole
Utility shelf
X-ray bed board
Mattress
Overbed Food Table
Bedside cabinet
Color is optional

DHC-III(FG08)

8 Functions ICU Bed



Technical Specification

Size:	2230X1050X500/1000mm
Height Range:	500-1000mm
Backboard up&down:	≥75°
Leg board up & down:	≥75°
Forward tilt:	14°
Backward tilt:	14°
Electric CPR	
One button to be chair function	
0 reset function	
Security automatic lock	

Standard Accessories

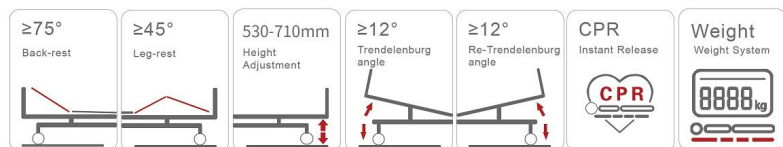
• Angle indicator	4 pcs
• Patient controller	1 pc
• Bumpers	4 pcs
• Battery backup	2 pcs
• Bed extension	2 pcs
• IV hole	4 pcs
• Uraine hook	4 pc
• Denmark motors	6 pcs
• Silient Universal castors	4 pcs
• Bedhead board	2 pcs
• ABS Guardrails	4 pcs

Optional

Foot controller
X-ray Bedboard
Night light
Emergency stop button
Mattress
Overbed Food Table
Bedside cabinet
Color is optional
Oxygen cylinder rack
Monkey bar

DHC-IV(FG10)

5 Function Electrical ICU Bed With Weighing Functions



Technical Specification

Size:	2320x1040x530/710mm
Backboard up&down:	75°
Leg board up & down:	45°
Forward tilt:	12°
Backward tilt :	12°
Height range:	530-710mm
Max loading:	250kg
One button to be chair function	
0 reset function	
Security automatic lock	
Electric CPR	

Standard Accessories

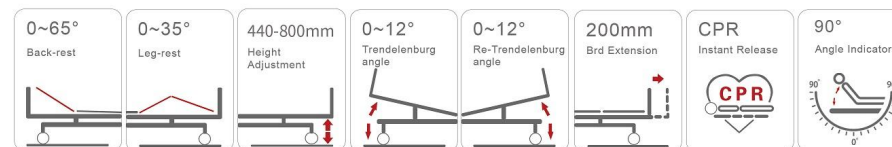
• Bedhead board	2 pcs
• ABS Guardrails	4 pcs
• Battery back up	2 pcs
• Angle indicator	4 pcs
• Central braking	1 pc
• Patient controller	2 pcs
• IV hole	4 pcs
• Uraine hook	4 pcs
• Bumpers	4 pcs
• Weight scale function	1 pc
• Nurse controller	1 pc

Optional

Foot of bed controller
Night light
Emergency stop button
Mattress
Overbed Food Table
Bedside cabinet
Color is optional
X-ray Bedboard
Bed extension
Oxygen cylinder rack
Monkey bar

DHC-III(FM04)

5 Function ICU Electric Bed (X-ray bed Board)



Technical Specification

Size:	1950*910*440/800mm
Back plate adjusting:	0~65°
Knee section adjusting:	0~35°
Trendelenburg:	0~12°
Anti-trendelenburg:	0~12°
Safe loading:	240kg
One button to be chair function	
Uraine hook	
Angle indicator	
Electric CPR	

Standard Accessories

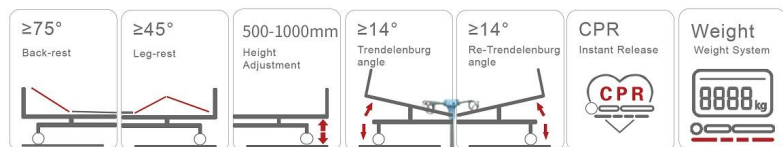
• Central control	1 pc
• Mattress holder	1 pc
• Bedhead board	2 pcs
• ABS Guardrails	2 pcs
• Motors	5 pcs
• IV hole	4 pcs
• Bumpers	4 pcs
• Bed extension	1 pcs
• X-ray Bedboard	1 pc
• Weight scale function	1 pc
• Silient Universal castors	4 pcs

Optional

Battery backup
Foot controller
Night light
Emergency stop button
Mattress
Overbed Food Table
Bedside cabinet
Oxygen cylinder rack
Color is optional
Monkey bar
IV pole

DHC-IV(FG09)

ICU Hospital Bed 5 Functions With Weighing Function



Technical Specification

Size:	2230X1050X500/1000mm
Height Range:	500-1000mm
Back adjustment:	≥75°
Leg adjustment:	≥45°
Trendelenburg angle:	14°
Re-trendelenburg angle:	14°
Electric CPR	
One button to be chair function	
0 reset function	
Security automatic lock	
Angle indicator	

Standard Accessories

• Central control	1 pc
• Patient controller	2 pcs
• Bedhead board	2 pcs
• Bumpers	4 pcs
• IV hole	4 pcs
• Silent Universal castors	4 pcs
• Denmark motors	5 pcs
• ABS Guardrails	4 pcs
• Central control	1 pc
• Uraine hook	4 pcs
• Oxygen bottle holder	1 pc

Optional

Battery backup
Foot controller
X-ray Bedboard
Night light
Emergency stop button
Mattress
Overbed Food Table
Bedside cabinet
Bed extension
Color is optional
Weight scale function

DHC-IV(FG06)

Five Function ICU Hospital Bed



Technical Specification

Size:	2230X1050X450/750mm
Height Range:	450-750mm
Back adjustment:	≥75°
Leg adjustment:	≥45°
Trendelenburg angle:	14°
Re-trendelenburg angle:	14°
One button to be chair function	
0 reset function	
Security automatic lock	
Angle indicator	

Standard Accessories

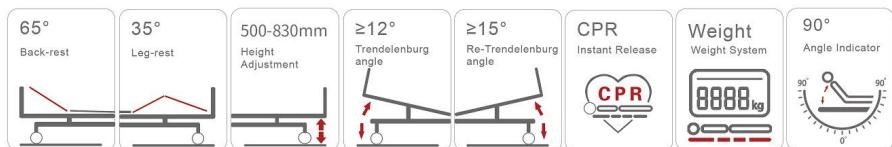
• Central control	1 pc
• Patient controller	2 pcs
• Bumpers	4 pcs
• Bedhead board	2 pcs
• Silent Universal castors	4 pcs
• LINAK Motors	5 pcs
• Manual CPR	2 pcs
• IV hole	4 pcs
• Uraine hook	4 pcs
• ABS Guardrails	4 pcs
• Nurse controller	1 pc

Optional

Foot controller
Half-length filming
Night light
Emergency stop button
Mattress
Overbed Food Table
X-ray Bedboard
Weight scale function
Bed extension
Battery backup
Oxygen cylinder rack

DHC-IV(FG05)

Luxury 5 Function Bed With Weiging System



Technical Specification

Size:	2200*1050*500/830mm
Back section adjustment :	65°
Leg section adjustment :	35°
Head tilt:	≥12°
Foot tilt:	≥15°
Height range:	500-830mm
Safe Working Load:	240 kg
One button to be chair function	
0 reset function	
Security automatic lock	
Electric CPR	

Standard Accessories


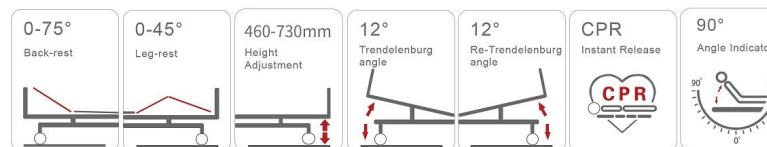
• Bedhead board	2 pcs
• ABS Guardrails	4 pcs
• Central control	1 pc
• Patient controller	2 pcs
• JIECANG motors	5 pcs
• Battery backup	1 pc
• Angle indicator	4 pcs
• IV hole	4 pcs
• Uraine hook	4 pcs
• Silient Universal castors	4 pcs
• Bumpers	4 pcs

Optional

Foot controller
Night light
Emergency stop button
Mattress
Overbed Food Table
Bedside cabinet
Color is optional
X-ray Bedboard
Weight scale function
Oxygen cylinder rack
Monkey bar

DHC-III(FH12)

5 Function Electrical ICU Bed



Technical Specification

Size:	2270-1050-460/730mm
Back Section:	0°-75°
Leg Section:	0°-45°
Trendlenburg:	12°
Anti-Trendlenburg:	12°
One button to be chair function	
Nurse controller	
Angle indicator	
CPR	

Standard Accessories

• Bedhead board	2pcs
• ABS Guardrails	4 pcs
• Central control	1 pc
• Motors	4 pcs
• Patient controller	2 pcs
• IV hole	4 pcs
• Uraine hook	4 pcs
• Silient Universal castors	4 pcs
• Bumpers	4 pcs

Optional

Battery backup
Foot controller
Night light
Emergency stop button
Mattress
Overbed Food Table
Bedside cabinet
Color is optional
Bed extension
Weight scale function

DHC-III(FM05)

Standard Five Function Hospital Bed



Technical Specification

Size:	2250x1050x(450-790)mm
Back Rest:	75°±10°
Leg Rest:	45°±10°
Tredelenburg:	0-12°
Reverse Trendelenburg:	0-12°
Safe Working Load:	250 kg
Angle Indicator	
One button to be chair function	
Height range:	450-790mm
Security automatic lock	

Standard Accessories


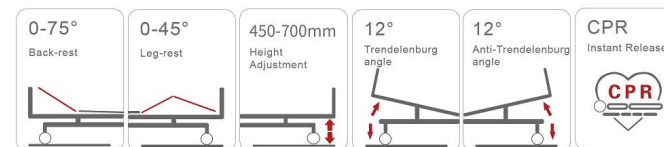
• Bedhead board	2 pcs
• ABS Guardrails	4 pcs
• Central control	1 pc
• Patient controller	2 pcs
• IV hole	4 pcs
• Uraine hook	4 pcs
• Silient Universal castors	4 pcs
• Motors	4 pcs
• Bumpers	4 pcs
• Manual CPR	2 pcs

Optional

Battery backup
Nurse Control Panel
Foot controller
Night light
Mattress
Overbed Food Table
Bedside cabinet
X-ray Bedboard
Oxygen cylinder rack
Weight scale function

DHC-III(FM03)

5 Function Electrical Hospital bed



Technical Specification

Size:	2130*1050*450-700mm
Back Section:	0-75°
Leg Section:	0-45°
Hight range:	450-700mm
Tredelenburg:	12°
Anti-Tredelenburg:	12°
Loading capacity:	250kgs
One button to be chair function	
Angle indicator	

Standard Accessories

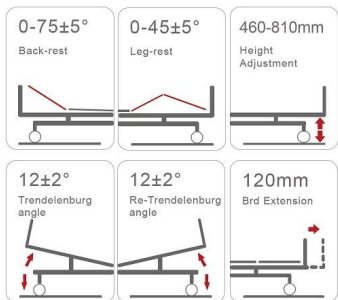
• Bedhead board	2 pcs
• ABS Guardrails	4 pcs
• Controller	1 pc
• Silient Universal castors	4 pcs
• Motor	4 pcs
• Manual CPR	2 pcs
• IV pole	1 pc
• Uraine hook	4 pcs
• Bumpers	4 pcs

Optional

Battery backup
Nurse Controller
Patient controller
Night light
Mattress
Overbed Food Table
Bedside cabinet
X-ray Bedboard
Oxygen cylinder rack

FM-05

Economic 5 Function Electrical Hospital bed



Technical Specification

Size:	2240*1090*460-820mm
Back adjustment:	0-70±5°
Leg Section:	0-35±5°
Trendlenburg:	12±2°
Anti-Trendlenburg:	12±2°

Standard Accessories

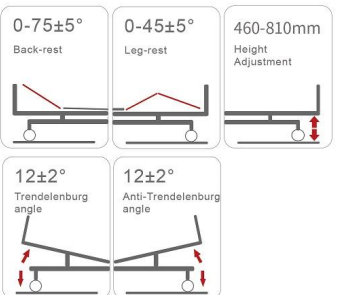
• Motor	4 pcs
• Electric CPR	1 pc
• Patient controller	2 pcs
• Angle indicator	4 pcs
• Universal silent castors with 2 braking	4 pcs

Optional

Battery backup
Mattress
Overbed Food Table
Bedside cabinet
Night light

DHC-II(FA-5)

5 Function Electrical Hospital bed



Technical Specification

Size:	2130*1050*450-700mm
Back adjustment:	0-70±5°
Range lifting:	450-700mm
Leg Section:	0-35±5°
Trendlenburg:	12±2°

Standard Accessories


• Manual CPR	1 pc
• Universal silent castors	4 pcs
• Motor	4 pcs
• Central control	1 pc
• ABS Guardrails	4 pcs

Optional

Battery backup
Mattress
Overbed Food Table
Bedside cabinet
Oxygen bottle holder

DHC-II(FA-5)

5 Function Electric ICU Bed



Technical Specification

Size:	2130*960*460-720
Back adjustment:	0-75±5°
Leg Section:	0-45±5°
Trendlenburg:	12±2°
Anti-Trendlenburg:	12±2°

Standard Accessories

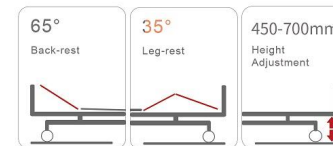
• Manual CPR	2 pcs
• 5" silent castors with braking	2 pcs
• Motor	4 pcs
• Uraine hook	4 pcs
• aluminum alloy Guardrails	2 pcs

Optional

Battery backup
Mattress
Overbed Food Table
Bedside cabinet
X-ray bedboard

DHC-II(PE-1)

3 Function Electrical Bed



Technical Specification

Size:	2130*1050*450-700mm
Leg adjustment:	35°
Back adjustment:	≥65°
Height Range:	450-700mm
Manual CPR	

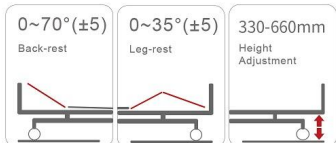
Standard Accessories

• Motors	3 pcs
• Central control	1 pc
• Silent Universal castors	4 pcs
• ABS Guardrails	4 pcs
• Bedhead boards	2 pcs

Optional

Battery backup
Foot controller
Mattress
Overbed Food Table
Bedside cabinet

FA-4 3 Function Electrical Bed



Technical Specification

Size:	2120*900*330-660mm(±10mm)
Height range:	330-660mm
Weight capacity:	220kg
Back rest adjustment:	0~70°(±5)
Knee-rest adjustment:	0~35°(±5)

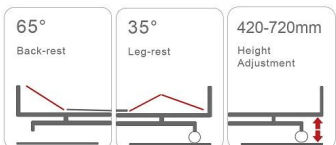
Standard Accessories

• Linear motor	3 pcs
• Battery backup	1 pc
• Central control	2 pcs
• ABS Bed Ends with Safe Lock	2 pcs
• Universal 125 castors with braking	4 pcs

Optional

IV pole
Mattress
Overbed Food Table
Bedside cabinet
Night light

FA-5 3 Function Electrical Bed



Technical Specification

Size:	2200*960*420/720mm
Height range:	420-720mm
Back section adjustment:	65°
Leg section adjustment:	35°
Safe working load:	240kg

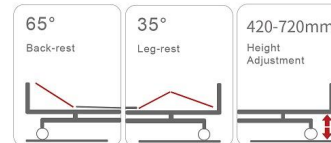
Standard Accessories

• Motors	3pcs
• Central control	1pc
• Aluminum alloy Guardrails	2pcs
• Silent Universal castors	4pcs
• Bedhead board	2pcs

Optional

Battery backup
Foot controller
Night light
Mattress
Bedside cabinet

FA-05-1 3 Function Electrical Bed



Technical Specification

Size:	2130*9600*4800-720mm
Height range:	4800-720mm
Back section adjustment:	65°
Leg section adjustment:	35°
Urine hook	

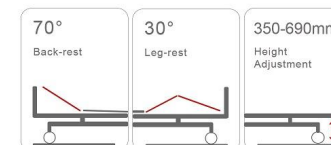
Standard Accessories

• Motors	3 pcs
• Hand controller	1 pc
• Universal 125 castors with braking	4 pcs
• aluminum alloy Guardrails	2 pcs
• Bedhead board	2 pcs

Optional

Battery backup
Foot controller
Night light
Mattress
Bedside cabinet

FA-3 2 Function Electrical Bed



Technical Specification

Size:	2150*950*350/690mm
Safe working load:	220kg
Back section adjustment:	70°
Leg section adjustment:	30°

Standard Accessories

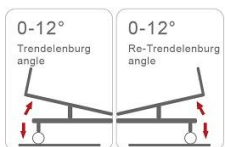
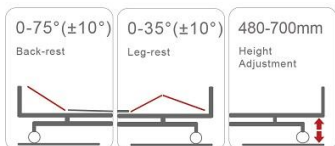
• Motors	2 pcs
• Uraine hook	4 pcs
• 5" silent castors with braking	4 pcs
• aluminum alloy Guardrails	2 pcs
• Bedhead board	2 pcs

Optional

Battery backup
Foot controller
Night light
Mattress
Bedside cabinet

FE-4

5 Function Manual Hospital Beds



Technical Specification

Size:	2130*1050*480-700mm
Height range:	480-700mm
Back-rest Adjustment:	0-75°(±10°)
Knee-rest Adjustment:	0-35°(±10°)
Reverse Trendelenburg:	0-12°

Standard Accessories

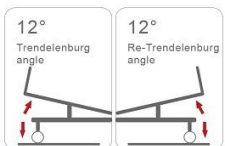
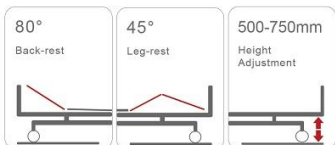
• Hand crank	4 pcs
• ABS Guardrails	2 pcs
• Bedhead board	2 pcs
• Universal 125 castors with braking	4 pcs
• Uraine hook	2 pcs

Optional

X-ray bedboard
Oxygen cylinder rack
Mattress
Overbed Food Table
Bedside cabinet

FE-4

4 Cranks Hospital Bed



Technical Specification

Size:	2080*970*500/750mm
Height range:	500-750mm
Trendelenburg angle:	12°
Re-trendelenburg angle:	12°
Back section adjustment:	80°
Leg section adjustment:	45°

Standard Accessories

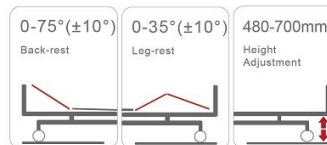
• Hand crank	4 pcs
• Bedhead board	2 pcs
• Aluminum alloy Guardrails	2 pcs
• Universal 125 castors with braking	4 pcs
• IV Pole	1 pc
• Uraine hook	2 pcs

Optional

X-ray bedboard
Oxygen cylinder rack
Mattress
Overbed Food Table
Bedside cabinet

FE-3

3 Function Manual Hospital Beds



Technical Specification

Size:	2130*1050*480-700mm
Height range:	480-700mm
Back-rest Adjustment:	0-75°(±10°)
Knee-rest Adjustment:	0-35°(±10°)
Uraine hook	

Standard Accessories

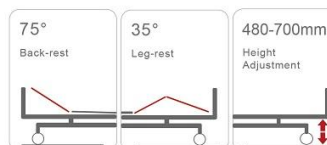
• Hand crank	3 pcs
• Bedhead board	2 pcs
• ABS Guardrails	4 pcs
• Universal 125 castors with braking	4 pcs
• IV Pole	1 pc

Optional

X-ray bedboard
Oxygen cylinder rack
Mattress
Overbed Food Table
Bedside cabinet

FE-3

3 Function Hospital Beds



Technical Specification

Size:	2130*950*480-700mm
Height range:	480-700mm
Back-rest Adjustment:	0-75°(±10°)
Knee-rest Adjustment:	0-35°(±10°)
Uraine hook	

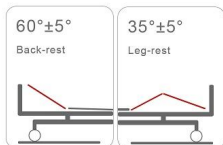
Standard Accessories

• Hand crank	3 pcs
• Bedhead board	2 pcs
• Aluminum alloy Guardrails	2 pcs
• Universal 125 castors with braking	4 pcs
• IV Pole	1 pc

Optional

X-ray bedboard
Oxygen cylinder rack
Mattress
Overbed Food Table
Bedside cabinet

FA-8 2 Cranks Hospital Bed



Technical Specification

Size:	2150×950×500mm
Back-rest Adjustment:	60°±5°
Knee-rest Adjustment:	35±5°
Loading capacity:	≥240kg
Urine hook	

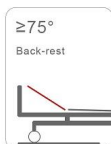
Standard Accessories

• ABS Folding handle	2 pcs
• Aluminum alloy Guardrails	2 pcs
• Universal 125 castors with braking	4 pcs
• Bedhead board	2 pcs
• IV Pole	1 pc

Optional

Oxygen cylinder rack
Mattress
Overbed Food Table
Bedside cabinet
Color is optional

A23 1 Cranks Hospital Bed



Technical Specification

Size:	2150*960*500mm
Back section adjustment:	≥75°
Loading capacity:	≥240kg
Urine hook	
Bumpers	

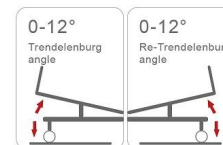
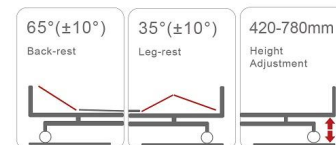
Standard Accessories

• Stainless steel handle	1 pc
• aluminum alloy Guardrails	2 pcs
• Universal 125 castors with braking	4 pcs
• Bedhead board	2 pcs
• IV Pole	1 pc

Optional

Night light
Mattress
Overbed Food Table
Bedside cabinet
Color is optional

DHC-III(FP04) 5 Function Electric Hospital Bed



Technical Specification

Size:	2200*1100*420/780mm
Back-rest Adjustment:	65°(±10°)
Knee-rest Adjustment:	35°(±10°)
Trendelenburg:	0-12°
Reverse Trendelenburg:	0-12°

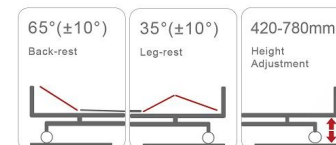
Standard Accessories

• JIECHANG Motors	4 pcs
• Central control	1 pc
• Hand controller	1 pc
• Silent Universal castors	4 pcs
• ABS Guardrails	4 pcs

Optional

Battery backup
X-ray bedboard
Mattress
Overbed Food Table
Bedside cabinet

DHC-III(FP03) 3 Function Manual Hospital Bed



Technical Specification

Size:	2200*1020*420/780mm
Back-rest Adjustment:	65°(±10°)
Knee-rest Adjustment:	35°(±10°)
Loading capacity:	≥240kg
Angle indicator	

Standard Accessories

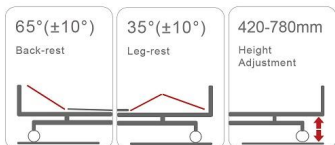
• Bumpers	4 pcs
• Central control	1 pc
• Patient controller	2 pcs
• Silent Universal castors	4 pcs
• ABS Guardrails	4 pcs

Optional

Oxygen cylinder rack
X-ray bedboard
Mattress
Overbed Food Table
Bedside cabinet

DHC-II(FO03)

5 Function Electric Hospital Bed



Technical Specification

Size:	2180*1080*420/780mm
Back-rest Adjustment:	65°(±10°)
Knee-rest Adjustment:	35°(±10°)
Trendelenburg:	0-12°
Reverse Trendelenburg:	0-12°

Standard Accessories

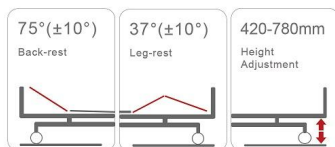
• JIECHANG Motors	5 pcs
• Central control	1 pc
• Hand controller	1 pc
• Silent Universal castors	4 pcs
• ABS Guardrails	4 pcs

Optional

Battery backup
X-ray bedboard
Mattress
Overbed Food Table
Bedside cabinet

FO02

3 Crank Manual Bed



Technical Specification

Size:	2180*1080*420/780mm
Back-rest Adjustment:	75°(±10°)
Knee-rest Adjustment:	37°(±10°)
Loading capacity:	≥240kg
Range lifting:	420-780mm

Standard Accessories

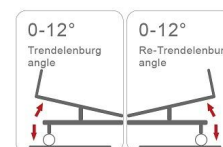
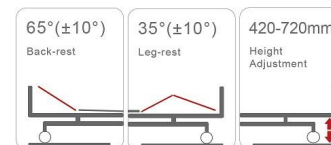
• ABS Folding handle	3 pcs
• Bumpers	4 pcs
• Universal 125 castors with braking	4 pcs
• ABS Guardrails	4 pcs
• IV hole	1 pc

Optional

X-ray bedboard
Mattress
Overbed Food Table
Bedside cabinet
Color is optional

DHC-II(FE01)

5 Function Electric Hospital Bed



Technical Specification

Size:	2175*1090*420/720mm
Back-rest Adjustment:	65°(±10°)
Knee-rest Adjustment:	35°(±10°)
Trendelenburg:	0-12°
Reverse Trendelenburg:	0-12°

Standard Accessories

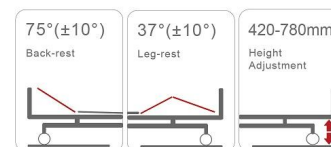
• JIECHANG Motors	5 pcs
• Central control	1 pc
• Hand controller	1 pc
• Silent Universal castors	4 pcs
• ABS Guardrails	4 pcs

Optional

Battery backup
X-ray bedboard
Mattress
Overbed Food Table
Bedside cabinet

DHC-II(FE01)

3 Crank Manual Bed



Technical Specification

Size:	2180*1080*420/780mm
Back-rest Adjustment:	75°(±10°)
Knee-rest Adjustment:	37°(±10°)
Loading capacity:	≥240kg
Range lifting:	420-780mm

Standard Accessories

• Stainless steel handle	3 pcs
• Universal silent castors	4 pcs
• ABS Guardrails	4 pcs
• Bedhead board	2 pcs
• IV hole	1 pc

Optional

X-ray bedboard
Mattress
Overbed Food Table
Bedside cabinet
Oxygen cylinder rack

DHC-II(FS-01) Electric Turn Over Bed



Technical Specification

Size:	2250*1340*500mm
Back lifting:	75°±3°
Right roll:	80°±3°
Left roll:	80°±3°
Loading capacity:	≥220kg

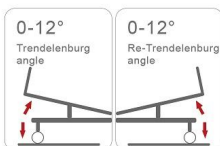
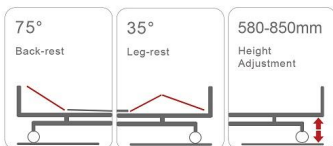
Standard Accessories

• 24V DC motor	2 pcs
• Urine hook	4 pcs
• Flip over cloth	1 pc
• Foldable steel guardrail	2 pcs
• Central control	1 pc

Optional

Battery backup
Night light
Mattress
Overbed Food Table
Bedside cabinet

DHC-II(FS-02) Electric Turn Over Bed



Technical Specification

Size:	2200x1020x580/850mm
Back-rest Adjustment:	75°
Leg section adjustment :	35°
Trendelenburg:	0-12°
Reverse Trendelenburg:	0-12°

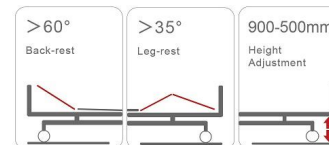
Standard Accessories

• Denmark motors	3 pcs
• Bumpers	4 pcs
• Urine hook	2 pcs
• ABS Guardrails	4 pcs
• Universal silent castors with 2 braking	4 pcs

Optional

Battery backup
Night light
Mattress
Overbed Food Table
Bedside cabinet

A31 Stainless Steel Hospital Bed With 2 Functions



Technical Specification

Size:	2030*900*500mm
Back board:	>60°
Leg board:	>35°
Bearing capacity:	≥240kg

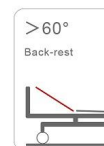
Standard Accessories

• Stainless steel handle	2 pcs
• Bedhead board	2 pcs
• IV hole	1 pc
• Foot bump	4 pcs

Optional

Aluminum alloy Guardrails
Bedside cabinet
Night light
Mattress

A32 Stainless Steel Single Shaker Bed



Technical Specification

Size:	2040 × 900 × 500mm
Back board:	>60°
Bearing capacity:	≥ 240kg
Urine hook	

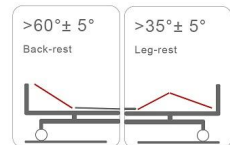
Standard Accessories

• Stainless steel handle	1pc
• Bedhead board	2 pcs
• IV hole	1 pc
• Foot bump	4 pcs

Optional

Aluminum alloy Guardrails
Bedside cabinet
Night light
Mattress

A37-1 Orthopedics Traction Bed



Technical Specification

Bed size:	2150*960*500mm
Back adjustment:	>60° ± 5°
Leg adjustment:	>35° ± 5°
Bearing capacity:	≥240kg
Uraine hook	

Standard Accessories

• Crank handles	3 pcs
• Bumpers	4 pcs
• Orthopedic traction frame	1 set
• Exercise Handles	2 pcs
• Bedhead boards	2 pcs

Optional

Aluminum alloy Guardrails
5" silent castors with braking
Mattress
Overbed Food Table
Bedside cabinet

A37-2 Orthopedics Traction Bed



Technical Specification

Size:	2150*960*500mm
Back adjustment:	80±5°
Leg adjustment:	35±5°
Loading capacity:	≥150kg
Stainless steel bracket:	1600mm

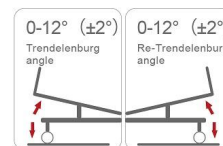
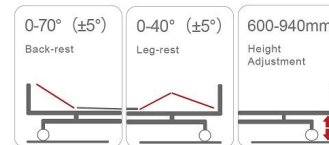
Standard Accessories

• Folding handle	3 pcs
• Aluminum alloy Guardrails	2 pcs
• 5" silent castors with braking	4 pcs
• Bumpers	4 pcs
• Traction frame	1 set

Optional

Oxygen cylinder rack
Night Light
Mattress
Overbed Food Table
Bedside cabinet

A39 Multi-function Electric Pediatric Bed



Technical Specification

Size:	1835*980*600/940mm
Back-rest Adjustment:	70°(±10°)
Knee-rest Adjustment:	40°(±10°)
Trendelenburg:	0-12°
Reverse Trendelenburg:	0-12°

Standard Accessories

• JIECHANG Motors	4 pcs
• Central control	1 pc
• Patient controller	2 pcs
• Silient Universal castors	4 pcs
• Bumpers	4 pcs

Optional

Battery backup
Weight scale function
Mattress
Overbed Food Table
Bedside cabinet

FI-1 Double Cranks Children Bed



Technical Specification

Size:	2050*980*1050/530mm
Back-rest Adjustment:	75°(±5°)
Knee-rest Adjustment:	45°(±5°)
Loading capacity:	≥200kg
Range lifting:	530-1050mm

Standard Accessories

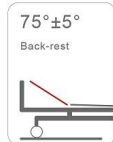
• Folding handle	2 pcs
• Silient Universal castors	4 pcs
• Central control	1 pc
• Bedhead board	2 pcs
• Aluminum alloy Guardrails	2 pcs

Optional

Night light
Color is optional
Mattress
Overbed Food Table
Bedside cabinet

A39-2S

1 Function Children's Bed



Technical Specification

Size:	1650*800*550~1160mm
Back angle:	75° ± 5°
Weight capacity:	≥200kg
Guardrail height:	620-1260mm

Standard Accessories

• ABS Folding handle	1 pc
• Aluminum alloy Guardrails	2 pcs
• Universal 125 castors with braking	4 pcs
• High headboard	2 pcs
• Sundries rack	1 pc

Optional

Mattress
Telescopic infusion rod
Overbed Food Table
Bedside cabinet
X-ray bedboard

A39B

2 Function Child Care Bed



Technical Specification

Size:	1880*900*620-1260mm
Back rest:	0-80±5°
Leg rest:	0-40±5°
Guardrail height:	620-1260mm
Weight capacity:	≥240kg

Standard Accessories

• ABS Folding handle	2 pcs
• Steel guardrail	2 pcs
• Universal 125 castors with braking	4 pcs
• High headboard	2 pcs
• IV hole	2 pcs

Optional

Mattress
X-ray bedboard
Overbed Food Table
Bedside cabinet
Night Light

CR-01

Luxury Baby Cot



Technical Specification

Height adjustable:	960-840mm
Maximum payload:	27 kgs
Tilt angle:	10°

B7-2

Luxury Hospital Baby Cart



Technical Specification

Height adjustable:	940-770mm
Maximum payload:	20 kgs
Tilt angle:	10°

B10

Hospital Baby Cart



Technical Specification

Height adjustable:	840*530*920mm
Maximum payload:	20 kgs
Tilt angle:	30°

CR-03

Hospital Baby Cot



Technical Specification

Height adjustable:	850*820*930mm
Maximum payload:	16 kgs
Tilt angle:	12°

B-2Y

Luxury hydraulic transfer cart Domestic hydraulic pump



Technical Specification

Size:	2150*830*560/890mm
Back angle:	≥85°
Kness angle:	≥40°
Load bearing:	≥220kg
Regulation of tilt:	-18°-18°

Standard Accessories

• Crank handle	1pc
• Stainless steel guard rail	2pcs
• Bottom tray	1pc
• Mattress	1pc
• Silient Universal castorsc	4pcs

Optional

Double opening guardrail
X-ray filmingfor back rest
Record table
Conductive wheel
Weighingfunction

B-3Y

Luxury hydraulic transfer cart Domestic hydraulic pump



Technical Specification

Size:	2150*830*560/890mm
Back angle□	0°-90°
Kness angle:	0° -40°
Load bearing:	≥220kg
Regulation of tilt:	-18°-18°

Standard Accessories

• Crank handle	1pc
• Center fifth round	1pc
• Bottom tray	1pc
• ABS Guardrails	2pcs
• Silient Universal castorsc	4pcs

Optional

White color bed body
X-ray filmingfor back rest
Record table
Conductive wheel
Weighing function

B-1Y

Hydraulic trolley can be filmed



Technical Specification

Size:	2140*810*630/930mm
Back angle:	0°-90°
Leg angle:	0°-30°
Load bearing:	250kg
Regulation of tilt:	0°-15°

Standard Accessories

• Crank handle	1pc
• X-ray back plate	1pc
• Footboard	3pcs
• Mattress	1pc
• Silient Universal castorsc	4pcs

Optional

Double opening guardrail
IV hole
Record table
Conductive wheel
Weighingfunction

B-2

Hydraulic trolley can be filmed



Technical Specification

Size:	1930*663*510/850mm
Back angle:	0°-70°
Load bearing:	175kg
Height adjustment:	510-850mm
Bottom tray:	10kg

Standard Accessories

• Crank handle	1pc
• ABS Guardrails	2pcs
• Oxygen bottle holder	1pc
• Mattress	1pc
• Bottom tray	1pc

Optional

White color bed body
Single side caster
Thickened mattress
Record table
Weighing function

B-1

Manual Transport Flat Car



Technical Specification

Size:	1930*640*590/870mm
Back angle:	0°-75°
Height adjustment:	590-270mm
Load bearing:	≥135kg
Lift and drop stroke:	235±20mm

Standard Accessories

• Crank handle	1pc
• ABS Guardrails	2pcs
• Gas spring	1pc
• Mattress	1pc
• Silient Universal castorsc	4pcs

Optional

Color Optional	
IV pole	

B-2C

Utility Model Rescue Bed



Technical Specification

Size:	1930*700*510-850mm
Back angle:	75°
Load bearing:	≥170kg
Load bearing of pallet:	10kg
Guardrail height:	≥280mm

Standard Accessories

• Crank handle	1pc
• ABS Guardrails	2pcs
• Oxygen bottle	1pc
• Center fifth round	1pc
• Transfer mattress	1pc

Optional

IV hole	
Oxygen cylinder	

B-1D

Operation Connecting Trolley



Technical Specification

Size:	3650x645x640/970mm
Movements distance:	280±200mm
Back angle:	0°-88°
Load bearing:	300kg
Height adjustment:	640-970mm

Standard Accessories

• Crank handle	1pc
• ABS Guardrails	2pcs
• Oxygen bottle	1pc
• Mattress	1pc
• Center fifth round	1pc

B-1A

Manual Transfer Stretcher



Technical Specification

Size:	2310*640*850-590mm
Height adjustment:	590-850mm
Horizontal movement:	0-400mm
Load bearing:	≥175kg
Net weight:	92KG

Standard Accessories

• Crank handle	1pc
• Aluminum guardrail	2pcs
• Center fifth round	1pc
• Moving mattress	1pc
• Silient Universal castors	4pcs

B5-10 Electric stretcher

Technical Specification

High position:	199x57x120cm
Low position:	199x57x50cm
Maximum angle of the back:	75°
Maximum angle of the knee part:	20°
Self-weight:	75kg
Load Bearing:	300kg



B5-9 Electric stretcher

Technical Specification

Product size:	2050*580*930-320mm
Backrest maximum inclination:	68°
Knee max angle:	13°
Load bearing:	≤180kg
Net weight:	64kg
Gross weight:	78kg



B5-6 Ambulance Stretcher

Technical Specification

Expanded size:	195x57x91cm
Folded size:	195x57x28cm
Packing size:	207x62x38cm
Load bearing:	180kg
Backrest:	0-75°
Net weight:	40kg



B5-8 Stretcher

Technical Specification

High Position(L*W*H):	190*55*88cm
Low Position(L*W*H):	90*55*54cm
Maximum Angle:	75°
Packing Size(1pcs):	195*62*34cm
Loading Bearing:	≤159kg



B5 Stretcher bed

Technical Specification

Size:	2100*850*720-950mm
Static load:	400kg
Dynamic load:	175kg



B5-4 Ambulance Stretcher

Technical Specification

Size:	1900*550*500mm
Maximum angle of the back:	75°
Net weight:	25.5kg
Gross weight:	31.5kg
Load bearing:	159kg
Packing size:	1950x620x340mm



Non-Magnetic Stretcher



B-3C
Size : 190*55*77.5cm



B-3D
Size : 190*55*88cm



B-1C
Size : 188*68*77cm

Stainless Steel Stretcher



B-4
Size : 190*60*75cm



B-4A
Size : 190*60*75cm



B7
Size : 90*51*91cm

Gondola Stretcher



B-8Y
Size : 184*46*5cm



B-7Y
Size : 219*64*18cm



B6
Size : 220*51*16cm

Folding Stretcher



B6-1
Size : 214*52*12cm



B6-2
Size : 230*17*55cm



B6-6
Size : 230*17*50cm

Scoop Stretcher



B6-8
Size : 208*44*7cm



B6-9
Size : 162*44.5*7cm



B6-10
Size : 200*42*7cm

Plastic stretcher



B6-11
Size : 184*46*5cm



B6-12
Size : 183*45*5cm



B5-9
Size : 190*55*86cm



CQ-08
Emergency Trolley

Size : 810x520x960mm



CQ-08B
Medicine Trolley

Size: 810x520x960mm



CQ-08C
Anesthesia Vehicle

Size: 810*520*960mm



CM-10
Mobile Working Station Cart

Size : 490 x 490 x 960mm



CM-10D
Infusion Trolley

Size : 650 x 500 x 1500mm



CM-10E
Treatment Trolley

Size : 780 x 520 x 900mm



CQ-08D
Mobile Working Station Cart

Size: 810x520x960mm



CQ-09
Emergency Trolley

Size: 610x550x1020mm



CQ-09A
Anesthesia Vehicle

Size: 610x550x1020mm



CF-10
Emergency Trolley

Size: 655x555x970mm



CF-10 C
Anesthesia Cart

Size: 655x555x970mm



CF-10 B
Medicine Trolley

Size: 655x555x970mm



CQ-09 B
Medicine Trolley

Size: 610x550x1020mm



CM-10
Emergency Trolley

Size: 490x490x960mm



CM-10 B
Anesthesia Cart

Size: 490x490x960mm



CF-10
Emergency Trolley

Size: 655x555x970mm



CZ-10
Emergency Trolley

Size: 780x550x1020mm



MWT-1
Mobile Working Station Cart

Size: 730x470x910mm



CF-04
Medicine Trolley

Size: 620x470x930mm



MWT-4B
Mobile Working Station Cart

Size: 620*470*930 mm



CF-09
Medicinal Trolley

Size: 790mm *490mm *1200mm



CS-04
Infusion Trolley

Size : 630x470x910mm



CQ-10
Emergency Trolley

Size: 630*470*910mm



CQ-10
Emergency Trolley

Size : 630 *470* 910mm



CF-05A
Treatment Trolley

Size : 1100mmx640mmx1000mm



CF-05B
Medicine Trolley

Size: 1100mm*640mm*1100mm



CM-05
Anesthesia Vehicle

Size: 1100mm*640mm*1590mm



CM-02
Anesthesia Vehicle

Size : 630x 470x1500 mm



CS-06
Infusion trolley

Size:762x520x955mm



CB-06
Medical file cart

Size:762x520x1130mm



CZ-05A
Mobile Cart

Size: 1100mm *640mm *1100mm



CZ-05B
Mobile Cart

Size: 1100mm*640mm*1100mm



CZ-05C
Treatment Trolley

Size: 1100mmx640mmx1000mm



CM-07
Anesthesia Vehicle

Size : 762x520x1045 mm



CQ-06
Emergency Trolley

Size : 762x520x1045mm



CZ-05
Treatment Trolley

Size : 762x520x955mm



CB-10
Emergency Trolley Cart

Size : 850x480x975mm



CB-10
Medicine Trolley

Size : 850x480x975mm



CB-10 A
Mobile Working Station Cart

Size : 850 x 480 x 975mm



CB-10 B
Nursing Trolley

Size : 850 x 480 x 975mm



CB-10 C
Anesthesia Cart

Size : 850x480x975mm



CB-10 D
Treatment Trolley

Size : 850x480x930mm



CB-10 E
Mobile Working Station Cart

Size : 850 x 480 x 930mm



CB-10 F
Medical Trolley

Size : 850x480x930mm



CB-10 G
Medical Trolley

Size : 850x480x930mm



CQ-02
Emergency Trolley Cart

Oversize: 730x470x910mm



CQ-02
Emergency Trolley Cart

Oversize: 730x470x910mm



CQ-02 C
Medicine Trolley Cart

Oversize: 730x470x910mm



CQ-02 B
Anesthesia Cart

Size: 750*480*930mm or 850*520*960mm



CQ-11
Medicine Trolley

Size : 690 x 450 x 935mm



CQ-11 B
Emergency Trolley Cart

Size : 660x 450 x 965mm



CM-11
Medicine Trolley

Size : 750x475x950 mm



CM-08
Medicine Trolley

Size : 785x 480 x 995 mm



CS-03
Treatment Trolley

Size : 630x 470 x 910 mm



CF-11
Emergency Trolley Cart

Size : 600x 410 × 960/1040 mm



CZ-11
Medicine Trolley

Size : 650x 480 × 970mm



CZ-11 B
Medicine Trolley

Size : 650x 480 × 970mm



CQ-07
Medicine Trolley

Size : 580x 490 × 1740mm



CQ-07 A
Medicine Trolley

Size : 960x 560 × 1740mm



CQ-07 B
Medicine Trolley

Size : 960x 490 × 1500 mm



CZ-13
Treatment Trolley

Size : 710x 450 × 860 mm



CM-12
Medicine Trolley

Size : 626x 475 × 950 mm



CM-12 B
Medicine Trolley

Size : 625x 475 × 950 mm



CQ-07 C
Medicine Trolley

Size : 630x 490 × 1070mm



CQ-07 D
Medicine Trolley

Size : 970 × 490 × 960mm



CB-03
Medical Files Cart

Size : 830x 450 × 860 mm



CS-10
Anesthesia Cart

Size : 650x 480 × 1020 mm



CS-10 B
Nursing Trolley

Size : 650x 480 × 1020 mm



CY-30
Workstation Cart

Size : 1800Hx 500W × 580D mm



CB-03 B
Medical Files Cart

Size : 405x405x840/980mm



CB-02 B
Medical Files Cart

Size : 750x450x980 mm



CB-02
Medical Files Cart

Size : 500x 450 × 970 mm



MWT-1(61A1)
Medical Workstaion Cart

Size: 480*520*900/1138mm



MWT-1(61A6)
Medical Workstaion Cart

Size: 480*520*900/1138mm



MWT-1(61A10)
Medical Workstaion Cart

Size: 480*520*900/1138mm



CB-07
Portable Ultrasound Cart

Size: 460*540*800mm



MWT-1(62B1)
Medical Workstaion Cart

Size: 480x 480x 770/950mm



MWT-1(835)
Medical Workstaion Cart

Size: 485x 495x 600-900mm



MWT-1(62C7)
Medical Instrument Cart

Size: 540*480*890mm



CY-03 B
Mobile Endoscopy Cart

Size: 480*480*1260mm



CY-03
Mobile Endoscopy Cart

Size: 1350 x 610 x 620mm



CY-09
Instrument Cart

Size: 1250*503*560 mm



CY-06 C
Medical Workstaion Cart

Table size: 485mm*495mm



CB-07 C
Patient Monitor Cart

Size: 745x 480x 1020mm



CY-03 C
Mobile Endoscopy Cart

Size: 1350(H)x610(W)x 620(D)mm



CZ-06
Device Cart

Size: 780x 610x940mm



CY-01
Instrument Cart

Size: 730x 475x 1415 mm



CB-07 B
Instrument Cart

Table size: 350x 360mm



CY-06
Medical Workstaion Cart

Size: 1200(H) X 503(W) X560(D)



CY-06 B
Instrument Cart

Size: 1200(H) X 503(W) X560(D)



**CY-16
B Ultrasonic Mobile Cart**

Machine size: 550*440*(904-1204mm)



**CY-17
Mobile Ward Inspection Cart**

Machine size: 550*440*(1114-1414mm)



**CS-18
Mobile Ward Inspection Cart**

Machine size : 550*440*(1114-1414mm)



**CY-17 B
Remote Consultation**

Machine size: 550*440*(1205-1505 mm)



**MWT-11
Mobile Nursing Cart**

Vehicle size: 520*745*1380mm



**MWT-11 B
Mobile Nursing Cart**

Vehicle size : 520*745*1380mm



**CY-18 B
Mobile Ward Inspection Cart**

Machine size: 550*440*(904-1204 mm)



**CY-18 C
Nursing Cart**

Machine size: 550*440*(1114-1414mm)



**CY-18 D
Nursing Cart**

Machine size: 550*440*(1114-1414mm)



**MWT-11 C
Mobile Nursing Cart**

Vehicle size : 520*745*1380mm



**CS-11
Ventilator Cart**

Table size : 250*180mm(customizable)



**CS-11 B
Infusion Pump Cart**

Table size : 480*180mm(customizable)



**CY-18 E
Nursing Cart**

Machine size: 550*440*1193 mm



**CY-19
Remote Consultation**

Machine size: 550*440*1820mm



**CY-19 B
Remote Consultation**

Machine size: 550*440*1566 mm



**CS-11 C
Single Column Type**

Dimensions: 464*528*H1015mm



**CS-11 D
Nursing Cart**

Dimensions: 464*528*H915-1240mm



**CS-11 F
Workstation Cart**

Size: 480*480*860-1020mm



CY-06D
Instrument Cart

Size: 1000(H) X 503(W) X 560(D)



CY-08
Instrument Cart

Size: 1250(H)*503(W)*680(D)



CY-11
Mobile Working Trolley

Base dimensions: 503*461*H1020mm



CY-25
Universal Medical Arm

Size: 880*77*33mm(without accessories)



CY-25 B
Universal Medical Arm

Size: 975*77*33mm(without accessories)



CY-21
Patient Monitor Wall Support



CY-11 B
Mobile Working Trolley

Base dimensions:503*461*H924-1074mm



CY-12
Mobile Working Trolley

Base dimensions: 503*461*H1020mm



CY-12 B
Mobile Working Trolley

Base dimensions: 503*461*H924-1074mm



CY-20
Patient Monitor Wall Support



CY-23
Patient Monitor Wall Support



CY-22
Patient Monitor Wall Support



CY-13
Mobile Working Trolley

Base outer diameter: 480mm



CY-14 B
Ultrasonic Mobile Cart

Machine size :550*440*(904-1204mm)



CY-15 B
Ultrasonic Mobile Cart

Machine size :550*440*904mm



CY-24
Monitor Wall Support



CB-11
Medical Trolley



CB-11 B
Medical Trolley



CY-3
Medical Computer cart

Size: 207*1600*1200mm



CY-05
Instrument Cart

Body size without arm:1200(H)X503(W)X680(D)



CY-04
Information Workstation cart

Body size without arm:1200(H)X503(W)X680(D)



CY-20
Workstation Cart

Body size without arm: 1250(H)X503(W)X680(D)



CY-20
Workstation Cart

Size : 1800Hx 500W x 580D mm



CH-07
Nursing Cart

Size: 800x590x 890 mm



CH-06
Nursing Trolley

Size: 570x430x890 mm



CH-04
Instrument Trolley Stainless Steel

Size : 750x450x910mm



CH-02
Luxury Nursing Cart

Size: 1185 x 570 x 950 mm



B15
Instrument Trolley Stainless Steel

Size : 750 x 450 x 910mm



B18
Instrument Trolley Stainless Steel

Size : 750 x 450 x 910 mm



B13
Instrument Trolley

Size: 750x450 x 910 mm



B26
Medicine Trolley Stainless Steel

Size: 540 x 380 x 850 mm



B19
Stainless Steel Nursing Trolley

Size : 600 x 420 x 800mm



B14
Instrument Trolley Stainless Steel

Size: 1400x 450 x 870 mm



B16
Treatment Trolley Stainless Steel

Size: 750x 450x910mm



B17
Instrument Trolley Stainless Steel

Size :1000x610x900mm/850x530x850mm
750x 490x 800mm



B37
Oxygen Bottle Cart

Size : 810 x 530 x 810mm



B34
Stainless Steel Nursing Trolley
Size: 950x450x860mm



B32
Stainless Steel Dirty Pocket Cart
Size : 800 x 600 x 920 mm



CF-11
Emergency Trolley Cart
Size : 600x 410 x 960/1040 mm



B20
Steel Plastic Trolley
Size : 600 x 410 x 985 mm



B20 A
Steel Plastic Trolley
Size : 670 x 475 x 985 mm



B20 B
Steel Plastic Trolley
Size : 730 x 480 x 985 mm



B30
Stainless Steel Sending Goods Cart
Size : 900 x 520 x 930 mm



B70
Instrument Trolley
Size : 945 x 450 x 810 mm



B40
Power Supply Instrument Vehicle
Size: 660 x 550x 890 mm



B20 C
Steel Plastic Trolley
Size : 600 x 410 x 985 mm



B20 E
Steel Plastic Trolley
Size : 730 x 480 x 985 mm



B20 F
Steel Plastic Trolley
Size : 645 x 445 x 900 mm



B36
Stainless Steel Trolley
Size: 800 x 400 x 930 mm



B35
Stainless Steel Mayo Table
Size: 800x 400 x 930mm



B71
Clinical Examination (Bed Optional
Stainless Steel Or Steel Coating)
Size: Dia360x2x760/1260mm



B20 D
Plastic Trolley
Size : 640 x 456x 915 mm



B21
Plastic Trolley
Size : 640 x 456 x 900 mm



B21 A
Plastic Trolley
Size : 645x445x900mm



D1
Super Thin LED Single Panel Film Viewer

- ▶ Overall size (Height x width x thickness):500x440x105
- ▶ The screen size(Height x width):420X360
- ▶ Power(W):45
- ▶ Power:AC220V/50Hz
- ▶ The screen brightness:≥ 2000cd/m²
- ▶ Color Temperature:≥ 6500K
- ▶ Uniformity of luminance:>0.7
- ▶ The stability of the brightness: ≤ 2%
- ▶ Light scattering coefficient: >0.9
- ▶ Installation method: Wall-hung




D2
Super Thin LED Double Panel Film Viewer

- ▶ Overall size (Height x width x thickness):500x800x105
- ▶ The screen size(Height x width):420X720
- ▶ Power(W):90
- ▶ Power:Can be tailored to different needs from different countries
- ▶ The screen brightness:≥ 2000cd/m²
- ▶ Color Temperature:≥ 6500K
- ▶ Uniformity of luminance:>0.7
- ▶ The stability of the brightness: ≤ 2%
- ▶ Light scattering coefficient: >0.9
- ▶ Installation method: Wall-hung



D3
Super Thin LED Triple Panel Film Viewer

- ▶ Overall size (Height x width x thickness):500x1230x105
- ▶ The screen size(Height x width):420X1150
- ▶ Power(W):120
- ▶ Power:Can be tailored to different needs from different countries
- ▶ The screen brightness:≥ 2000cd/m²
- ▶ Color Temperature:≥ 6500K
- ▶ Uniformity of luminance:>0.7
- ▶ The stability of the brightness: ≤ 2%
- ▶ Light scattering coefficient: >0.9
- ▶ Installation method: Wall-hung



D4
Super Thin LED Four Panel Film Viewer

- ▶ Overall size (Height x width x thickness):500x1600x105
- ▶ The screen size(Height x width):420X1520
- ▶ Power(W):160
- ▶ Power:Can be tailored to different needs from different countries
- ▶ The screen brightness:≥ 2000cd/m²
- ▶ Color Temperature:≥ 6500K
- ▶ uniformity of luminance:>0.7
- ▶ The stability of the brightness: ≤ 2%
- ▶ Light scattering coefficient: >0.9
- ▶ Installation method: Wall-hung

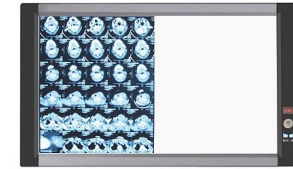
FUNCTIONS & SETUP:

- Sand-white cataphoresis alufer is used on the front and bottom frame.
- Imported acrylic is used as screen, which ensures good light transmittance, high surface smoothness, soft light and long service life.
- The customized electronic ballast and long-life light source design ensure uniform light and zero dark area.
- Advanced built-in dark-type clip device ensures the convenience in inserting and taking of the radiographs and firmness.
- Split design. the bottom and cover parts can be separated. the dark type self-locking device inside. Easy for maintenance.
- Using T8 tubes, good light scattering performance.
- LED tubes can be replaced.



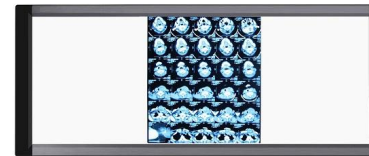
LED-T1
Super Thin LED Single Panel Film Viewer

- ▶ External size:475x500x25mm
- ▶ Screen size:360x422mm
- ▶ CCT up to 8000K
- ▶ Luminance up to 4500 cd/m²(dimnable)
- ▶ Side emitting with SMD LED matrix (144 pcs / bank)
- ▶ LED lifespan is 50000 hours
- ▶ Lsolated constant current driver
- ▶ Mitsubishi Rayon 3mm acrylic view panel and 4mm light guide plate
- ▶ Quality warranty is 3 years
- ▶ Packing size: 615*610*140,G.W.: 6kgs
- ▶ Power:30Watt



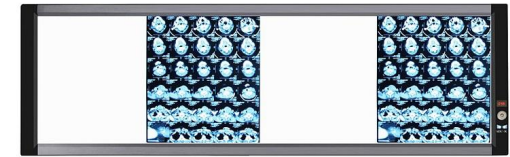
LED-T2
Super Thin LED Double Panel Film Viewer

- ▶ External size:835x500x25mm
- ▶ Screen size:720x422mm
- ▶ CCT up to 8000K
- ▶ Luminance up to 4500 cd/m² (dimnable)
- ▶ Side emitting with SMD LED matrix (144 pcs / bank)
- ▶ LED lifespan is 50000 hours
- ▶ Lsolated constant current driver
- ▶ Mitsubishi Rayon 3mm acrylic view panel and 4mm light guide plate
- ▶ Quality warranty is 3 years
- ▶ Power: 60Watt



LED-T3
Super Thin LED Triple Panel Film Viewer

- ▶ External size:1200x500x25mm
- ▶ Screen size:1080x422mm
- ▶ CCT up to 8000K;
- ▶ Luminance up to 4500 cd/m² (dimnable)
- ▶ Side emitting with SMD LED matrix (144 pcs / bank)
- ▶ LED lifespan is 50000 hours
- ▶ Lsolated constant current driver
- ▶ Mitsubishi Rayon 3mm acrylic view panel and 4mm light guide plate
- ▶ Quality warranty is 3 years
- ▶ Power: 90Watt



LED-T4
Super Thin LED Four Panel Film Viewer

- ▶ External size:1555x500x25mm
- ▶ Screen size: 1440x422x120mm
- ▶ CCT up to 8000K
- ▶ Luminance up to 4500 cd/m² (dimnable)
- ▶ Side emitting with SMD LED matrix (144 pcs / bank)
- ▶ LED lifespan is 50000 hours
- ▶ Lsolated constant current driver
- ▶ Mitsubishi Rayon 3mm acrylic view panel and 4mm light guide plate
- ▶ Quality warranty is 3 years
- ▶ Power: 120Watt

- FEATURES:**
- Full Digital Control
 - Advanced Ultra Bright LED Light Source with Quality Lead-frame and Big-size Epitaxial Chips
 - Imported Acrylic View Panel
 - Eye Protective Feature
 - PWM Low-Voltage Digital Continuous Dimming System
 - LED Constant Current Drive Power
 - Automatic film activation
 - Improved film clip

D7-N Recliners Clinical Care Recliner

Technical Specification

Size(chair):	1205×680×1178mm
Table size:	650×390mm
Seat cushion angle:	13°-36°
Seat Back Angle:	37°-61°
Backrest depth:	510mm
Weight limit:	113kg



D7-M Recliners Clinical Care Recliner

Technical Specification

Size(chair):	1100*770*1280mm
Table size:	480*260mm
Seat cushion angle:	13°-36°
Seat Back Angle:	37°-61°
Backrest depth:	510mm
Weight limit:	120kg

D7-L Recliners Clinical Care Recliner

Technical Specification

Size(open):	1400x730x1180mm
Table size:	650x380mm
Seat cushion angle:	13°-36°
Seat Back Angle:	37°-61°
Backrest depth:	510mm
Weight limit:	120kg



D7-A1 Blood Donor Chair-Manual

Technical Specification

size:	1900x580x500mm
Backward tilt angle:	12°
Back angle:	20°-65°
Leg lifting and lowering:	-90°-10°
Weight limit:	≥120kg
Table size:	350x400mm



D7-B Electric Dialysis Chair

Technical Specification

size :	1900×580x720mm
Back angle:	8°~15°
Backboard angle:	-8°~70°
Leg angle:	20°~90°
External swing angle of armrest:	0-45°
Weight limit:	220kg

FA-12 Electric Dialysis Chair

Technical Specification

Size:	2000×970x580/860mm
Backward tilt angle:	12°
Back angle:	75°
Leg angle:	-22°-45°
Height range:	580-860mm
Max loading weight:	≥240kg



D7-D Blood Donor Chair-Electric

Technical Specification

Size:	1900×580x550mm
Backward tilt angle:	8°-15°
Backboard angle:	-8°-70°
Leg angle:	20°-90°
External swing angle of armrest:	0°~45°
Weight limit:	> 220 kg



D7-B Electric blood collection chair

Technical Specification

size :	1900×580x550mm
Back angle:	8°~15°
Backboard angle:	-8°~70°
Leg angle:	20°~90°
External swing angle of armrest:	0-45°
Weight limit:	120kg



D7-C3 Electric Blood Collection Chair

Technical Specification

Chair surface size:	1950mmx580mm
Chair surface height:	520mm ~ 670mm
Chair in front of leaning Angle:	8°~15°
Folding Angle of the backplane:	0° to 70°
Folding Angle of leg against plate:	20~75°
Maximum bearing weight:	>240kg

D7-J Electric Dialysis Chair

Technical Specification

Chair surface size:	1950mm×580mm
Chair height:	520mm~670mm
Chair tilt angle:	8°~15°
Folding angle of backboard:	0°~70°
Maximum load of motor:	8000N
Motor input voltage:	24V



D7-C Blood Donor Chair-Manual/Electric

Technical Specification

Seat section size(LxW):	1900x580mm
Chair height:	550mm
Chair backward tilt angle:	12°
Back up:	20°~ 65°
Leg height adjusted:	-90°~ +10°
Handrail size(LxW):	460mmx160mm

D7-C1 Electric Blood Collection Chair

Technical Specification

Chair size (L* W):	1900mm*580mm
The height of the chair surface:	550mm
External swing angle of armrest:	0 ~45°
Power supply:	220V and 50Hz
Handrail height adjusted:	0~100mm
Max loading weight:	>220kg



D7-K Manual/Electric Blood Donor Chair

Technical Specification

Chair open size:	1900*850*560mm
Chair body size:	920*850*560mm
Package size:	1620*820*600mm/72kg
Back angle:	-10°~ 75°+5°
Leg angle:	-80°~ 12°±5°
Max loading:	200kg



D7-K Electric Blood Donor Chair

Technical Specification

Size(chair):	1900*850*560cm
Back angle:	-10°~ 75°
Leg angle:	-80°-12°
Trenberg position:	-12°
Seat cushion size.:	610x120mm
Weight loading:	200kg



D7-K Electric Blood Donor Chair

Technical Specification

Size:	1900*850*5800-720mm
Back angle:	0°~ 70°
Leg angle:	0°-75°
Arm board:	rotation360°
Universal silent castors with braking	
Weight loading:	240kg



D7-C2 Blood Donor Chair-Manual

Technical Specification

Size:	1900L*580W*500Hmm(±10mm)
Seat Height:	460mm(±10mm)
N.W.:	19.5kg
G.W.:	21kg
Weight Capacity:	180kg
Self weight:	60kg



D7 Blood Donor Chair-Manual

Technical Specification

Size:	1800x520x560mm
Material:	Epoxy powder coated steel
Mattress thickness:	4cm
Blood donor chair with fixed height:	560mm
Load capacity:	200kg
High density mattress with leather cover	



D7-O Simple Blood Chair

Technical Specification

Size:	680×650×950mm
Material:	Spray coating steel
Color:	Optional
One drawer with height adjustable	
Arm board is adjustable angle	
Arm board is adjustable height	



D7-P Luxury Infusion Chair

Technical Specification

Size:	900*850*450mm
Backrest Height:	1050mm
Package size :	870x850x635mm
Net weight:	38kg
Load bearing:	≥ 220kg



D7-Q Luxury Infusion Chair

Technical Specification

Size:	1350*800*1000mm
Seat depth :	600mm
Back height:	680mm
Seat height:	450mm
Gross weight:	25kg
Armrest height :	600mm



D8-1 Recliners Clinical Care Recliner

Technical Specification

Size:	950*800*1050mm
Armrest height :	630mm
Seat width :	520mm
The handrail width:	140mm
The cushion depth:	550mm
The width of the sofa:	800mm



D6 Luxury Infusion Chair

Technical Specification

Size:	680*700*590mm
Back height:	1100mm
Package size:	870*850*635mm



D6-1 Luxury Infusion Chair

Technical Specification

Size:	540*420*1820mm
Seat size:	620*770*910mm
Packing weight:	23kg



D11 Infusion Chair

Technical Specification

Size:	750*750*920mm
Volume:	20.1CBM

D5 Stainless Steel Infusion Chair

Technical Specification

Size:	680*750*590mm
Back height:	1000mm



D12-1

Luxurious Accompanier's Chair

Technical Specification

Size(open):	2100*850*620mm
Size(closed):	830x850x420mm
Carton Size:	850*850*700mm
Net weight:	55kg



D12-2

Accompany Chair

Technical Specification

Size:	800*1020*430mm
Backrest height:	980mm
Open size:	2080*1020*430mm
Packing size:	920*800*430mm
Net weight:	55KG



D12-3

Accompany Chair

Technical Specification

Size:	800*710*430mm
Backrest height:	980mm
Open size:	2040*710*430mm
Packing size:	770*600*340mm/740*740*170mm
Net weight:	36kg



D12-4

Sofa Style Luxury Companion Chair

Technical Specification

Unfolded Size:	1980*910*540mm
Closing size:	820*910*890mm



D7-1

Accompany Chair

Technical Specification

Specification(cm):	700*620*880mm
Open size:	1800*620*560mm



D12-3

Accompany Chair

Technical Specification

Size:	800*710*430mm
Backrest height:	980mm
Open size:	2040*710*430mm
Packing size:	770*600*340/740*740*140mm
Net weight:	36kg



D11-2

Luxurious Accompanier's Chair

Technical Specification

Color:	Yellow,Green
Size(open):	2060*650*450mm
Size(closed):	780*650*450mm
Carton size:	1300*660*380mm
Net weight:	38kg
Max loading weight:	>220kg



D10 Infusion Chair

Technical Specification

Size:	1500*750*920mm
Volume:	0.2CBM



D10-1 Infusion Chair

Technical Specification

Size:	2250*750*920mm
-------	----------------

D10-2 Infusion Chair

Technical Specification

Three persons:	1750*650*780mm
Product color:	Optional (in kind)



D10-3 Infusion Chair

Technical Specification

Three persons:	1900*730* 1000mm
Product color:	Optional (in kind)



D21 Stainless Steel Waiting Chair

Technical Specification

Size:	1750*680*800 mm
Material:	304 stainless steel



D22C Waiting Chair

Technical Specification

Size:	1750*650*760 mm
Material:	Electroplating + PU leather
Color:	Black, blue, green

D23 Waiting Chair

Technical Specification

Size:	1750*650*760 mm
Material:	Electroplating + PU leather
Color:	Black, blue, green



D23A Waiting Chair

Technical Specification

Size:	1750*650*760 mm
Material:	Electroplating + PU leather
Color:	Black, blue, green

D22B Waiting Chair

Technical Specification

Size:	2900*650*760mm
Material:	Electroplating + PU leather
Color:	Black, blue, green



Doctors stool



D19
Size: $\Phi 340 \times 480 / 650 \text{mm}$



D20
Size: $\Phi 340 \times 750 / 920 \text{mm}$



D19B
WH: $330 \times 610 / 460 \text{mm}$

Doctor's chair



D24
WH: $330 \times 800 / 460 \text{mm}$



D19-4
Seat size: $440 \times 400 \text{mm}$



D19-16
Seat size: $435 \times 400 \text{mm}$

Saddle chair medical chair



D19-19
Armrest Size: $500 \text{mm} \times 100 \text{mm}$



D19-22
Seat: $L470 \text{mm} \times W450 \text{mm}$



D19-25
Seat: $L470 \text{mm} \times W450 \text{mm}$



C9
Size: $470 \times 470 \times 750 \text{mm}$



CC-04
Size: $480 \times 480 \times 810 \text{mm}$



C8
Size: $480 \times 480 \times 820 / 845 \text{mm}$



CC-03
Size: $470 \times 480 \times 795 \text{mm}$



CC-10
Size: $700 \times 500 \times 510 \text{mm}$



C02
Size: $570 \times 500 \times 730 \text{mm}$



C26
Size: $470 \times 410 \times 750 \text{mm}$



CC-01
Size: $1950 \times 505 \times 310 \text{mm}$



CC-05
Size: $600 \times 460 \times 820 \text{mm}$



CR-2 CR-3 CR-4 CR-6 CR-7 CR-13



CR-15 CR-20 CR-33 CR-21 CR-8 CR-10

WB-H4




Stainless Steel Hand Sink 4 Person
Product size:2,200*600*1,800mm

WB-H3



Stainless Steel Hand Sink 3 Person
Product size:1,800*600*1,800mm

WB-H2



Stainless Steel Hand Sink 2 Person
Product size:1,200*600*1,800mm

WB-H1



Stainless Steel Hand Sink 1 Person
Product size:800*600*1,800mm

STANDARD CONFIGURATION

Copper sensor or foot faucet	Mirror
LED light	Sensor soap dispenser
Stainless steel hose	Drain
User manual	/

OPTIONAL CONFIGURATION, ACCESSORIES AND SERVICE

Automatic induction	Pedal water outlet
Knee control induction	/

(Dual control optional)

WB-L4



Stainless Steel Hand Sink 4 Person Low Back
Product size:2,200*600*1,800mm

WB-L3



Stainless Steel Hand Sink 3 Person Low Back
Product size:1,800*600*1,800mm

WB-L2



Stainless Steel Hand Sink 2 Person Low Back
Product size:1,200*600*1,800mm

WB-L1



Stainless Steel Hand Sink 1 Person Low Back
Product size:800*600*1,800mm

STANDARD CONFIGURATION

Copper sensor or foot faucet	Sensor soap dispenser
Stainless steel hose	Drain
User manual	/

OPTIONAL CONFIGURATION, ACCESSORIES AND SERVICE

Automatic induction	Pedal water outlet
Knee control induction	/

(Dual control optional)



C55-1
Overbed Food Table

Size: 850 x 450 x 820-1030 mm



C58
Overbed Food Table

Size: 800 x 400 x 725-965 mm



C57
Overbed Food Table

Size: 890 x 450 x 690-1000 mm



D56-3

Size : 765 x 385 x 700/1010 mm



D17

Size : 1950 x 800 x 80 mm



D18

Size: 700x850x1100mm



D15

Size: 2000x900x70mm



D12

Size: 185x90x5cm(after inflation)



D16

Size : 1950 x 800 x 80 mm



D14A-1
Stainless Steel Folded Screen

Size: 500mmx1800mm/
section: 2500mmx1800mm



D14A
Spray coating Steel Folded Screen

Size: 500mmx1800mm/
section: 2500mmx1800mm



D13
Stainless Steel Folded Screen

Size : 1910 x 1800 mm

D16
Luxury Folding Screen



Can choose different heights and sizes



Foldable to save storage space

The folding screens is the best alternative to traditional partitions. It adopts HPL plate with antibacterial ability, which can kill surface bacteria by itself within 2 hours. The cobined frm faluminum alloy and antibioticresistant material is more easy to clean, beautiful, impact resistant and scratch resistant, providing better medical environment for doctors and patients.



Can be combined arbitrarily

Can choose different colors and patterns



MT-EBSC-20
Baby Scale

Max load: 20KG



MT-EBST-20L
Baby Scale

Max load: 20KG



MT-EBST-20
Baby Scale

Max load: 20KG



MT-EBSL-20L
Baby Scale

Max load: 20KG



MT-8008
Baby Scale

Max load: 20KG



MT-YRBB-20
Baby Scale

Max load: 20KG



MT-ETA-C
Baby Scale

Max load: 20KG



MT-DT05L
Platform Scale With Height Meter

Max load: 160KG



MT-MC-210
Platform Scale With Height Meter

Max load: 160KG



MT-KLM-A
One Station Body Check Scale

Max load: 300KG



MT-BFLA
One Station Body Check Scale

Max load: 200KG



S-2
Adult Scale

Max load: 160KG



MT-TCS-200MLA-1
Platform Scale With Height Meter

Max load: 200KG



MT-BFL200
One Station Body Check Scale

Max load: 200KG



MT-EBSP-30
Platform Scale With Height Meter

Max load: 30KG



MT-EBSB-20
Platform Scale With Height Meter

Max load: 20KG



B22A
Steel spray-filled footstool

Size : 620 x 380 x 420 mm



B22B
Steel Coating Footstep

Size : 540 x 400 x 400mm



C14
Stainless Steel Seat Worktable

Size : 1600x700x800mm



C16
Stainless steel pedestal surface combination workbench

Size : 3000x700x800mm



C34
Stainless steel syringe cabinet

Size: 900*250/530*1750mm



C12
Stainless Steel Working Stable

Size: 1800 x 700x810/1750 mm



B36
Stainless Steel Instrument Cabinet

Size : 900 x 400 x 1750 mm



C53-1
Stainless Steel Embedded Instrument Cabinet

Size : 810 x 530 x 810 mm



C48
Stainless steel seat 2-door locker

Size: 900*400*1750mm



c49
Stainless steel seat 3-door locker

Size: 960*400*1750mm



C47
Stainless steel seat 6-door locker

Size: 960*400*1750mm



C38
Steel Dismounting Type Instrument Cabinet

Size: 900 x 400x1750 mm



C58
Stainless Steel Cabinet

Size: 900 x 250/400 x 1750 mm



C38 CR
Stainless Steel Dismounting Type Instrument Cabinet

Size: 900 x 400 x1750 mm



C18
Computerized dispensing table

Size: L1200xW550xH850mm



C49
Steel Disassembly Type Three Door Locker

Size:960x400x1750 mm



C50
Shoes Cabinet

Size : 960 x 400 x 1750 mm



C37
Steel Dismounting Type Instrument Cabinet

Size: 900 x 400x1750 mm



C32
Medicine Cabinet With Stainless Steel Foundation And Table Surface

Size:900 x 240/400 x 1750 mm



C47
Steel Disassembly Type Six Door Locker

Size: 960 x 400x1750 mm