

## Captura website 1

The screenshot shows the Medtronic website for AXIUM™ Detachable Coils. The page features a dark blue navigation bar with the Medtronic logo and a search bar. Below the navigation bar, there are four menu items: Healthcare Professionals, Patients & Caregivers, Our Company, and Our Impact. The main content area includes a breadcrumb trail: Home > Healthcare Professionals > Products > Neurological > Aneurysm Treatment > Axium. The product name "AXIUM™ Detachable Coils" is prominently displayed. A descriptive paragraph states: "The Axium™ coils family offers an optimised packing volume and provides a stable frame and soft finish. Its delivery is smooth thanks to the instant detacher, enabling less microcatheter kick-back<sup>1</sup>, and a fast, reliable mechanical detachment<sup>2</sup>." To the right of the text is a 3D rendering of a coiled catheter. A vertical sidebar on the right contains icons for print, email, and share. At the bottom left, there is a shield icon with a checkmark, and at the bottom right, there is a warning icon followed by the text "Important Safety Information".

## Captura website 2

The screenshot shows the Medtronic website for the AXIUM™ Detachable Coils family. The page features a dark blue navigation bar with the Medtronic logo and a search bar. Below the navigation bar, there are four menu items: Healthcare Professionals, Patients & Caregivers, Our Company, and Our Impact. The main content area is titled "EXPLORE THE AXIUM™ DETACHABLE COILS FAMILY:". It displays six different coil configurations in a 2x3 grid. Each configuration is shown in a separate image with a corresponding caption below it: "Axium™ Prime FC: stable & conformable framing coils", "Axium™ Prime SS: soft filling coils (3D & helical)", "Axium™ Prime ES: soft finishing coils (3D & helical)", "Axium™ Micro FX: fibered coils (3D & helical)", "Axium™ Bare: conformable & utility coils (3D & helical)", and "Assisted delivery of Axium™ coils". At the bottom left, there is a shield icon with a checkmark.

## Captura website 3

The screenshot shows a web browser window with the URL [europe.medtronic.com/xd-en/healthcare-professionals/products/neurological/aneurysm-treatment/axium.html](http://europe.medtronic.com/xd-en/healthcare-professionals/products/neurological/aneurysm-treatment/axium.html). The page features a dark blue navigation bar with the Medtronic logo and links for Healthcare Professionals, Patients & Caregivers, Our Company, and Our Impact. A search icon is located on the right. Below the navigation bar, a dark grey banner reads "AXIUM™ FAMILY". The main content area is divided into three columns, each highlighting a key feature:

- 99.7% PROVEN RELIABILITY OF THE DETACHMENT SYSTEM**  
(in a study including 205 Axiom™ coils\*)
- BETTER TRACKABILITY THROUGH TORTUOUS ANATOMY**  
Tapered pusher with Contour® technology at the distal segment of pusher enhances trackability through tortuous anatomy<sup>3</sup>
- MINIMAL MICROCATETER KICK-BACK**  
Ball & socket design allows for 360° axial rotation<sup>4</sup> which facilitates coil delivery with less microcatheter kick-back<sup>5</sup>

## Captura website 4

The screenshot shows the same web browser window as above, but with a different section of the website. A dark grey banner reads "PROGRESSIVE & OPTIMISED PACKING VOLUME". Below this, a paragraph states: "The entire Axiom™ family features a progressive outer diameter matched to the implant size optimises stability and volume throughout the entire coil line." Below the text, a section titled "PROGRESSIVE COIL DESIGN: LESS COILS, MORE VOLUME" displays four circular diagrams representing different coil designs. Each diagram is labeled with its outer diameter (OD) and inner diameter (ID):

- Classic & Frame OD: 0.0115" ID: 0.0108" (ExtraSoft)
- Classic & Frame OD: 0.0125" ID: 0.0115" (SuperSoft)
- Classic & Frame OD: 0.0135" ID: 0.0115"
- Classic & Frame OD: 0.0145" ID: 0.0115"

Below the diagrams is a horizontal scale bar with markings at 0mm, 5mm, and 10mm. A small shield icon with a checkmark is visible in the bottom left corner of the page.

## Captura website 5

Medtronic Healthcare Professionals Patients & Caregivers Our Company Our Impact

### AXIUM™ PRIME FRAME


#### AXIUM™ PRIME FRAME (FC)

Axium™ Prime Frame are memory-shaped nitinol coils with a unique loop configuration, hybrid of open & closed loops.

Versatility to conform to different aneurysm morphologies with the flexible OMEGA open loops<sup>6</sup>.


Stability enhanced with OMEGA closed-loop patterns for the first and last loops<sup>7</sup>.

Consistent and dense neck coverage as the successive loops change directions<sup>8</sup>.



## Captura website 6

Medtronic Healthcare Professionals Patients & Caregivers Our Company Our Impact



## Captura website 7

Medtronic Healthcare Professionals Patients & Caregivers Our Company Our Impact

### CHARACTERISTICS

Coil O.D. (in)	0.0115	0.0125	0.0135	0.0145
Diameter (mm)	3.0 - 3.5	4.0 - 6.0	7.0 - 10.0	12.0 - 25.0
Length (cm)	6 - 10	6.0 - 25.0	12.0 - 40.0	30.0 - 50.0
Vol. (mm <sup>3</sup> )	4.02 - 6.70	4.75 - 19.79	11.08 - 36.94	31.96 - 53.27

## Captura website 8

The screenshot shows the Medtronic website for Axiium™ Prime Super Soft and Extra Soft coils. The page features a dark blue navigation bar with the Medtronic logo and menu items: Healthcare Professionals, Patients & Caregivers, Our Company, and Our Impact. Below the navigation bar is a search icon. The main content area has a dark blue header with the text "AXIUM™ PRIME SUPER SOFT AND EXTRA SOFT". To the left is an image of a coiled wire. To the right is a white text box with the following content:

Axiium™ Prime Extra Soft and Super Soft are one of the softest coils on the market. This softness is achieved with a thinner filar and thinner stretch resistant stranders.

**WHAT ARE THE KEY BENEFITS OF AXIUM™ PRIME ES AND SS COILS?**

- Conformability and random loops
- Optimal softness for filling and finishing

## Captura website 9

The screenshot shows the Medtronic website for Axiium™ coils, specifically the "CHARACTERISTICS" section. The page features a dark blue navigation bar with the Medtronic logo and menu items: Healthcare Professionals, Patients & Caregivers, Our Company, and Our Impact. Below the navigation bar is a search icon. The main content area has a dark blue header with the text "CHARACTERISTICS". Below the header is a table with the following data:

	ES 3D	ES HELIX	SS 3D	SS HELIX
Coil O.D. (in)	0.0108	0.0108	0.0115	0.0115
Diameter (mm)	1.0 - 3.5	1.0 - 3.0	4.0 - 6.0	4.0 - 6.0
Length (cm)	2 - 10	1 - 10	6 - 20	6 - 20
Vol. (mm <sup>3</sup> )	1.34 - 6.70	0.67 - 6.70	4.02 - 13.40	4.02 - 13.40

## Captura website 10

The screenshot shows the Medtronic website for Axiium™ Micro FX™ coils. The page features a dark blue navigation bar with the Medtronic logo and menu items: Healthcare Professionals, Patients & Caregivers, Our Company, and Our Impact. Below the navigation bar is a search icon. The main content area has a dark blue header with the text "AXIUM™ MICRO FX™". To the left is a white text box with the following content:

Axiium™ MicroFX™ coils with LatticeFX™ technology have overlapped individual nylon or PGLA microfilaments between coil loops, forming an intra-aneurysmal surface area for stable scar tissue formation and high thrombogenicity.

These coils provide the acute performance of an Axiium™ Bare coil with the added benefit of LatticeFX™ technology.

- Flow reduction across the neck<sup>9</sup>
- Increased thrombogenicity<sup>9</sup>
- 33% less flow through MicroFX™ coils vs. standard Axiium™ coils<sup>10</sup>

To the right of the text box is an image of a MicroFX™ coil being held by a surgical instrument.

## Captura website 11

Europe Medtronic Sites My-source DRG - Centrul de C... Rapoarte și situații... Institutul National d... Database - Eurostat Main tables - Euros... Seturi de date - dat... SEAP

**Medtronic** Healthcare Professionals Patients & Caregivers Our Company Our Impact

### FOR VARIOUS SITUATIONS

Axium™ MicroFX™ coils are particularly indicated for aneurysms that have a high likelihood of rupture or are already ruptured given their high thrombogenicity and filling capacity. They should also be considered for vessel take down and fistulae as the increased filling capacity will likely reduce the procedure time and cost.

Finally, they can assist a flow diversion procedure where a quick thrombus formation inside the aneurysm is needed.

### CHARACTERISTICS


	PGLA 3D	PGLA Helix	Nylon Helix
Coil O.D. (in)	0.0115 - 0.0145	0.0115 - 0.0135	0.0115 - 0.0125
Diameter (mm)	2 - 18	2 - 10	2 - 4
Length (cm)	2 - 40	1 - 30	1 - 10
Vol. (mm <sup>3</sup> )	1.34 - 42.61	0.67 - 27.7	0.67 - 7.92

## Captura website 12

Europe Medtronic Sites My-source DRG - Centrul de C... Rapoarte și situații... Institutul National d... Database - Eurostat Main tables - Euros... Seturi de date - dat... SEAP

**Medtronic** Healthcare Professionals Patients & Caregivers Our Company Our Impact

### AXIUM™ BARE (QC)

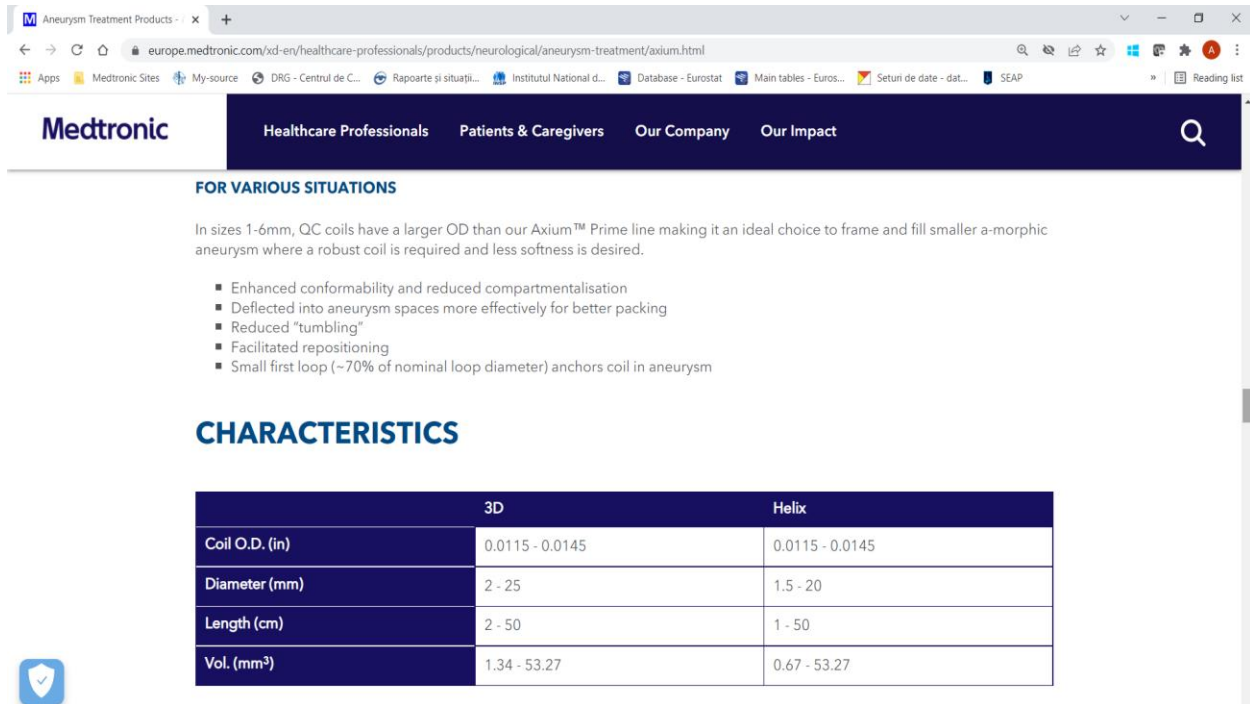


Axium™ Bare coils pioneered the Axium™ family's benefits of high volumetric filling, progressive coil diameter as well as a highly reliable smooth and instant detachment system. The system offers the optimal balance with the softness of a "10" coil and the stability/volume of an "18" coil.

Since 2007, several product enhancements have been made to optimise the design of Axium™ Bare (QC) coils. Their unique combination of softness and stability is obtained by balancing the size of the primary wire and the outer diameter.

The 3D design has a large loop diameter to sphere diameter ratio and infinite, random break points.

## Captura website 13



The screenshot shows a web browser window with the URL [europe.medtronic.com/xd-en/healthcare-professionals/products/neurological/aneurysm-treatment/axium.html](http://europe.medtronic.com/xd-en/healthcare-professionals/products/neurological/aneurysm-treatment/axium.html). The Medtronic logo is in the top left, and navigation links for Healthcare Professionals, Patients & Caregivers, Our Company, and Our Impact are in the top right. A search icon is also present.

### FOR VARIOUS SITUATIONS

In sizes 1-6mm, QC coils have a larger OD than our Axium™ Prime line making it an ideal choice to frame and fill smaller a-morphic aneurysm where a robust coil is required and less softness is desired.

- Enhanced conformability and reduced compartmentalisation
- Deflected into aneurysm spaces more effectively for better packing
- Reduced "tumbling"
- Facilitated repositioning
- Small first loop (~70% of nominal loop diameter) anchors coil in aneurysm

### CHARACTERISTICS

	3D	Helix
Coil O.D. (in)	0.0115 - 0.0145	0.0115 - 0.0145
Diameter (mm)	2 - 25	1.5 - 20
Length (cm)	2 - 50	1 - 50
Vol. (mm <sup>3</sup> )	1.34 - 53.27	0.67 - 53.27

