
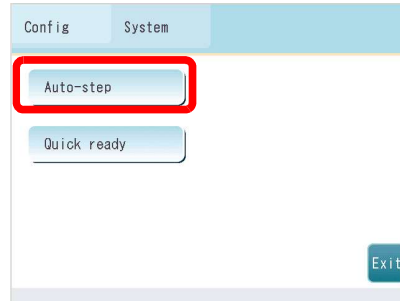


7.2.1 APR Automatic Stepping

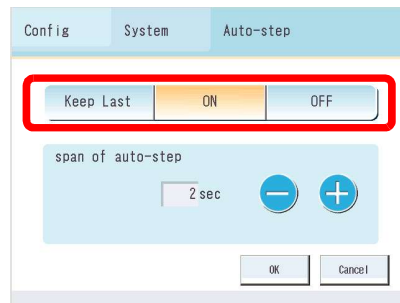
This procedure sets the initial status of the  (Auto-step) key when the radiography step screen is displayed and when the power is turned off and back on.



- 1 Press the key to display items.

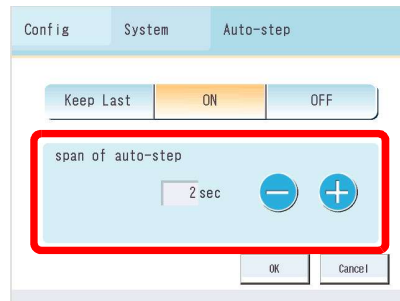


- 2 Press the key for the required initial status.

Key	Description
Keep Last	Same as previous time
ON	ON
OFF	OFF



- 3 Press the  and  keys to set the radiography step transfer time.



- 4 Press the key.
Press the key to proceed without saving the settings.