
EU WHOLE-VEHICLE TYPE-APPROVAL CERTIFICATE

Communication concerning EU whole-vehicle type-approval of a complete vehicle type with regard to Regulation (EU) No 167/2013, as last amended by Regulation (EU) No 2019/519

EU type-approval number : **e5*167/2013*00159*00**

Reason(s) for extension : Not applicable

Section I

- 1.1. Make (trade name of manufacturer) : ZOOMLION
- 1.2. Type ⁽²⁾ : RN
- 1.2.1. Variant(s) ⁽²⁾ : RN904, RN1304
- 1.2.2. Version(s) ⁽²⁾ : Not applicable
- 1.2.3. Commercial name(s) (if available) : Not applicable
- 1.3. Category, subcategory and speed index of vehicle ⁽³⁾ : T1a
- 1.4. Company name and address of manufacturer of the complete vehicle : Zoomlion Agriculture Machinery Co., Ltd.
No. 16, E'xi Road
Sanshan Economic Development Zone
Wuhu City, Anhui 241080
P.R. China
- 1.4.1. Name(s) and address(es) of assembly plant(s) : Henan Zoomlion Intelligent Agriculture Machinery Co., Ltd.
98# Songcheng Road
Kaifeng District, Henan Pilot
Free Trade Zone, Henan Province 471000
P.R. China
- 1.4.2. Name and address of the manufacturer's authorised representative, if any : Zoomlion Europe GmbH
Lohrgraben 2
55444, Waldlaubersheim
Germany

Section II

1. Technical service responsible for carrying out the tests : ECO Certificazioni S.p.A.
Via Mengolina, 33
48018 Faenza RA
Italy
2. Date of test report : 31 March 2025
3. Number of test report : A0001688-01-00

Section III

The undersigned hereby certifies the accuracy of the manufacturer's description in the attached information document of the vehicle type described above, for which one or more representative samples, selected by the EU type-approval authority, have been submitted as prototypes of the vehicle type and that the attached test results apply to the vehicle type.

1. The complete vehicle type meets/~~does not meet~~ ⁽¹⁾ all relevant requirements as listed in Annex I to Regulation (EU) No 167/2013.
- 1.1. Restrictions of validity ⁽¹⁾ ⁽⁶⁾ : Not applicable
- 1.2. Waivers applied ⁽¹⁾ ⁽⁷⁾ : Not applicable
- 1.2.1. Reasons for the waivers ⁽¹⁾ ⁽⁷⁾ : Not applicable
- 1.2.2. Alternative requirements ⁽¹⁾ ⁽⁷⁾ : Not applicable
2. The approval is : granted
- 2.1. ~~The approval is granted in accordance with Article 35 of Regulation (EU) No 167/2013 and the validity of the approval is thus limited to dd/mm/yyyy ⁽⁶⁾.~~

Place : Borlänge

Date : 25 April 2025

Signature :



Johan Larsson
Type Approval Certification Officer

Attachments : Information package

Test results

Name(s) and specimen(s) of the signature(s)
of the person(s) authorised to sign certificates
of conformity and a statement of their position
in the company

A completed specimen of the certificate of
conformity

Addendum to the EU type-approval certificate e5*167/2013*00159*00

List of regulatory acts with which the type of vehicle complies

To be filled in only in the case of type-approval in accordance with Article 25(6) of Regulation (EU) No 167/2013

Item	Subject	Regulatory act reference	As amended by and/or stage of implementation	Applicable to version
VEHICLE FUNCTIONAL SAFETY REQUIREMENTS				
1	Vehicle structure integrity	Commission Delegated Regulation (EU) 2015/208 Annex II	2020/540	All
2	Maximum design speed, speed governors and speed limitation devices	Commission Delegated Regulation (EU) 2015/208 Annex III	2020/540	All
3	Steering for fast tractors	Commission Delegated Regulation (EU) 2015/208 Annex IV	2020/540	Not applicable
4	Steering	Commission Delegated Regulation (EU) 2015/208 Annex V	2020/540	All
5	Speedometers	Commission Delegated Regulation (EU) 2015/208 Annex VI	2020/540	All
6	Field of vision and windscreen wipers	Commission Delegated Regulation (EU) 2015/208 Annex VII	2020/540	All
7	Glazing	Commission Delegated Regulation (EU) 2015/208 Annex VIII	2020/540	All
8	Rear-view mirrors	Commission Delegated Regulation (EU) 2015/208 Annex IX	2020/540	All
9	Driver information systems	Commission Delegated Regulation (EU) 2015/208 Annex X	2020/540	Not applicable

Item	Subject	Regulatory act reference	As amended by and/or stage of implementation	Applicable to version
10	Lighting, light signalling devices and their light sources	Commission Delegated Regulation (EU) 2015/208 Annex XI	2020/540	All
11	Lighting installation	Commission Delegated Regulation (EU) 2015/208 Annex XII	2020/540	All
12	Vehicle occupant protection, including interior fittings, head restraints, seat belts, vehicle doors	Commission Delegated Regulation (EU) 2015/208 Annex XIII	2020/540	All
13	Vehicle exterior and accessories	Commission Delegated Regulation (EU) 2015/208 Annex XIV	2020/540	All
14	Electro-magnetic compatibility	Commission Delegated Regulation (EU) 2015/208 Annex XV	2020/540	All
15	Audible warning devices	Commission Delegated Regulation (EU) 2015/208 Annex XVI	2020/540	All
16	Heating systems	Commission Delegated Regulation (EU) 2015/208 Annex XVII	2020/540	All
17	Devices to prevent unauthorised use	Commission Delegated Regulation (EU) 2015/208 Annex XVIII	2020/540	All
18	Registration plates	Commission Delegated Regulation (EU) 2015/208 Annex XIX	2020/540	All
19	Statutory plates and markings	Commission Delegated Regulation (EU) 2015/208 Annex XX	2020/540	All
20	Dimensions and trailer masses	Commission Delegated Regulation (EU) 2015/208 Annex XXI	2020/540	All
21	Maximum laden mass	Commission Delegated Regulation (EU) 2015/208 Annex XXII	2020/540	All

Item	Subject	Regulatory act reference	As amended by and/or stage of implementation	Applicable to version
22	Ballast masses	Commission Delegated Regulation (EU) 2015/208 Annex XXIII	2020/540	All
23	Safety of electrical systems	Commission Delegated Regulation (EU) 2015/208 Annex XXIV	2020/540	All
24	Fuel tanks	Commission Delegated Regulation (EU) 2015/208 Annex XXV	2020/540	All
25	Rear protective structures	Commission Delegated Regulation (EU) 2015/208 Annex XXVI	2020/540	Not applicable
26	Lateral protection	Commission Delegated Regulation (EU) 2015/208 Annex XXVII	2020/540	Not applicable
27	Load platforms	Commission Delegated Regulation (EU) 2015/208 Annex XXVIII	2020/540	Not applicable
28	Towing devices	Commission Delegated Regulation (EU) 2015/208 Annex XXIX	2020/540	All
29	Tyres	Commission Delegated Regulation (EU) 2015/208 Annex XXX	2020/540	All
30	Spray-suppression systems	Commission Delegated Regulation (EU) 2015/208 Annex XXXI	2020/540	Not applicable
31	Reverse gear	Commission Delegated Regulation (EU) 2015/208 Annex XXXII	2020/540	All
32	Tracks	Commission Delegated Regulation (EU) 2015/208 Annex XXXIII	2020/540	Not applicable
33	Mechanical couplings	Commission Delegated Regulation (EU) 2015/208 Annex XXXIV	2020/540	All
VEHICLE BRAKING REQUIREMENTS				

Item	Subject	Regulatory act reference	As amended by and/or stage of implementation	Applicable to version
34	Construction and fitting of braking devices and trailer braking couplings	Commission Delegated Regulation (EU) 2015/68 Annex I	2018/828	All
35	Testing and performance of braking systems and trailer braking couplings and of vehicles fitted with them	Commission Delegated Regulation (EU) 2015/68 Annex II	2018/828	All
36	Measurement of the response time	Commission Delegated Regulation (EU) 2015/68 Annex III	2018/828	Not applicable
37	Energy sources and energy storage devices of braking systems and trailer braking couplings and to vehicles fitted with them	Commission Delegated Regulation (EU) 2015/68 Annex IV	2018/828	Not applicable
38	Spring brakes and vehicles fitted with them	Commission Delegated Regulation (EU) 2015/68 Annex V	2018/828	Not applicable
39	Parking braking systems equipped with a mechanical brake-cylinder locking device	Commission Delegated Regulation (EU) 2015/68 Annex VI	2018/828	Not applicable
40	Alternative test requirements for vehicles for which Type-I, Type-II or Type-III tests are not mandatory	Commission Delegated Regulation (EU) 2015/68 Annex VII	2018/828	Not applicable
41	Testing of inertia braking systems, braking devices and trailer braking couplings and of vehicles fitted with them as regards braking	Commission Delegated Regulation (EU) 2015/68 Annex VIII	2018/828	Not applicable

Item	Subject	Regulatory act reference	As amended by and/or stage of implementation	Applicable to version
42	Vehicles with hydrostatic drive and their braking devices and braking systems	Commission Delegated Regulation (EU) 2015/68 Annex IX	2018/828	All
43	Safety aspects of complex electronic vehicle control systems	Commission Delegated Regulation (EU) 2015/68 Annex X	2018/828	Not applicable
44	Test procedures applying to anti-lock braking systems and to vehicles fitted with them	Commission Delegated Regulation (EU) 2015/68 Annex XI	2018/828	Not applicable
45	EBS of vehicles with compressed-air braking systems or of vehicles with data communication via pin 6 and 7 of ISO 7638 connector and to vehicles fitted with such EBS	Commission Delegated Regulation (EU) 2015/68 Annex XII	2018/828	Not applicable
46	Hydraulic connections of the single-line type and to vehicles fitted with them	Commission Delegated Regulation (EU) 2015/68 Annex XIII	2018/828	Not applicable
VEHICLE CONSTRUCTION AND GENERAL TYPE-APPROVAL REQUIREMENTS				
47	Arrangements with regard to type-approval procedures, including the requirements relating to virtual testing	Commission Delegated Regulation (EU) No 1322/2014 Annex III	2018/830	Not applicable
48	Arrangements with regard to conformity of production	Commission Delegated Regulation (EU) No 1322/2014 Annex IV	2018/830	Not applicable
49	Access to repair and maintenance information	Commission Delegated Regulation (EU) No 1322/2014 Annex V	2018/830	Not applicable

Item	Subject	Regulatory act reference	As amended by and/or stage of implementation	Applicable to version
50	Roll-over protection structures (dynamic testing)	Commission Delegated Regulation (EU) No 1322/2014 Annex VI	2018/830	Not applicable
51	Roll-over protection structures (track-laying tractors)	Commission Delegated Regulation (EU) No 1322/2014 Annex VII	2018/830	Not applicable
52	Roll-over protection structures (static testing)	Commission Delegated Regulation (EU) No 1322/2014 Annex VIII	2018/830	All
53	Roll-over protection structures (front mounted roll-over protective structures on narrow-track tractors)	Commission Delegated Regulation (EU) No 1322/2014 Annex IX	2018/830	Not applicable
54	Roll-over protection structures (rear mounted roll-over protective structures on narrow-track tractors)	Commission Delegated Regulation (EU) No 1322/2014 Annex X	2018/830	Not applicable
55	Falling objects protection structures	Commission Delegated Regulation (EU) No 1322/2014 Annex XI	2018/830	Not applicable
56	Passenger seats	Commission Delegated Regulation (EU) No 1322/2014 Annex XII	2018/830	Not applicable
57	Driver's exposure to noise level	Commission Delegated Regulation (EU) No 1322/2014 Annex XIII	2018/830	All
58	Driving seat	Commission Delegated Regulation (EU) No 1322/2014 Annex XIV	2018/830	All
59	Operating space and to access to the driving position	Commission Delegated Regulation (EU) No 1322/2014 Annex XV	2018/830	All
60	Power take-offs	Commission Delegated Regulation (EU) No 1322/2014 Annex XVI	2018/830	All

Item	Subject	Regulatory act reference	As amended by and/or stage of implementation	Applicable to version
61	Protection of drive components	Commission Delegated Regulation (EU) No 1322/2014 Annex XVII	2018/830	All
62	Seat-belt anchorages	Commission Delegated Regulation (EU) No 1322/2014 Annex XVIII	2018/830	All
63	Safety belts	Commission Delegated Regulation (EU) No 1322/2014 Annex XIX	2018/830	All
64	Protection against penetrating objects	Commission Delegated Regulation (EU) No 1322/2014 Annex XX	2018/830	Not applicable
65	Exhaust system	Commission Delegated Regulation (EU) No 1322/2014 Annex XXI	2018/830	All
66	Operator's manual	Commission Delegated Regulation (EU) No 1322/2014 Annex XXII	2018/830	All
67	Control devices, including safety and reliability of control systems and emergency and automatic stop devices	Commission Delegated Regulation (EU) No 1322/2014 Annex XXIII	2018/830	All
68	Protection against other mechanical hazards	Commission Delegated Regulation (EU) No 1322/2014 Annex XXIV	2018/830	All
69	Guards and protective devices	Commission Delegated Regulation (EU) No 1322/2014 Annex XXV	2018/830	All
70	Information warnings and markings	Commission Delegated Regulation (EU) No 1322/2014 Annex XXVI	2018/830	All
71	Materials and products	Commission Delegated Regulation (EU) No 1322/2014 Annex XXVII	2018/830	All

Item	Subject	Regulatory act reference	As amended by and/or stage of implementation	Applicable to version
72	Batteries	Commission Delegated Regulation (EU) No 1322/2014 Annex XXVIII	2018/830	All
73	Protection against hazardous substances	Commission Delegated Regulation (EU) No 1322/2014 Annex XXIX	2018/830	Not applicable
74	Performance standards and assessment of technical services	Commission Delegated Regulation (EU) No 1322/2014 Annex XXX	2018/830	Not applicable
ENVIRONMENTAL AND PROPULSION UNIT PERFORMANCE REQUIREMENTS				
75	EU type-approval of a type of engine or engine family for an agricultural and forestry vehicle type as a component / separate technical unit regarding the pollutants emitted	Commission Delegated Regulation (EU) 2018/985 Annex I	2018/830	All
76	EU type-approval of an agricultural and forestry vehicle type equipped with an engine type or engine family regarding the pollutants emitted	Commission Delegated Regulation (EU) 2018/985 Annex I	2018/830	All
77	External sound emission	Commission Delegated Regulation (EU) 2018/985 Annex III	2022/518	All

TEST RESULTS

1. Results of the sound level test (external):

Measured in accordance with Annex II to Commission Delegated Regulation (EU) 2018/985, as last amended by Commission Delegated Regulation (EU) 2022/518.

Variant/Version:	RN904	RN1304	
Moving (dB(A)):	84.0	84.2	
Stationary (dB(A)):	85.5	85.9	
Engine speed (min-1):	2200	2200	

2. Results of the exhaust emissions tests

Measured according to :

- Commission Delegated Regulation (EU) 2018/985, as last amended by Commission Delegated Regulation (EU) 2022/518 ⁽¹⁾ ⁽³⁾: ~~yes~~/no ⁽¹⁾; or
- Regulation (EU) 2016/1628 of the European Parliament and of the Council, as last amended by (Commission Delegated) ⁽¹⁾ Regulation (EU) 2022/992 (of the European Parliament and of the Council) ⁽¹⁾ ⁽⁴⁾: yes/~~no~~ ⁽¹⁾; or
- Regulation (EC) No 595/2009 of the European Parliament and of the Council, as last amended by (Commission Delegated) ⁽¹⁾ Regulation (EU) (No) ⁽¹⁾ 2019/1242⁽¹⁾ ⁽⁵⁾ (of the European Parliament and of the Council) ⁽¹⁾: ~~yes~~/no ⁽¹⁾; or

2.1. NRSC ⁽²⁾: C1/ ~~ESC~~ / WHSC ⁽¹⁾ final test results (inclusive of Deterioration Factor) ⁽⁶⁾:

Variant/Version:				
CO (g/kWh)	0.0169			
HC (g/kWh)	0.0039			
NO _x (g/kWh)	0.2128			
HC+NO _x (g/kWh)	-			
PM (g/kWh)	0.0063			
PN (#/kWh)	6.658x10 ¹⁰			

2.2. Non-road transient test cycle ⁽⁷⁾: NRTC/ ETC / WHTC ⁽¹⁾ final test results (inclusive of Deterioration Factor) ⁽⁸⁾:

Variant/Version:				
CO (g/kWh)	0.059			
HC (g/kWh)	0.0104			
NO _x (g/kWh)	0.3738			
HC+NO _x (g/kWh)	-			
PM (g/kWh)	0.0084			
PN (#/kWh)	1.142x10 ¹⁰			

2.3. CO₂ ⁽⁹⁾

Variant/Version:				
CO ₂	724.67 g/kWh			

3. **Driver-perceived sound level**

Measured according to Annex XIII to Commission Delegated Regulation (EU) No 1322/2014, as last amended by Commission Delegated Regulation (EU) 2018/830 ⁽¹⁾ ⁽³⁾

Variant/Version:	RN904	RN1304	
Driver's exposure to noise level (dB(A))	84.1	84.8	
Test method used: Test method 1 in accordance with section 2 of Annex XIII to Commission Delegated Regulation (EU) No 1322/ 2014 ⁽¹⁾ Test method 2 in accordance with: section 3 of Annex XIII to Commission Delegated Regulation (EU) No 1322/ 2014 ⁽¹⁾			

4. Braking performance

Measured according to Annex II to Commission Delegated Regulation (EU) 2015/68, as last amended by Commission Delegated Regulation (EU) 2018/828 ⁽¹⁾ ⁽³⁾

Table I

	Axles of the vehicle			Reference axles		
	Static mass (P) ⁽¹⁾	Braking force needed at wheels	Speed	Test mass (P _e) ⁽¹⁾	Braking force developed at wheels	Speed
	kg	N	km/h	kg	N	km/h
Axle 1	-	-	-	-	-	-
Axle 2	-	-	-	-	-	-
Axle 3	-	-	-	-	-	-
Axle 4	-	-	-	-	-	-
⁽¹⁾ See point 2.1. of Appendix 1 to Annex VII of Regulation (EU) 2015/68.						

Table II

Total mass of the vehicle submitted for approval	- kg
Braking force needed at wheels	- N
Retarding torque needed at main shaft of endurance braking system	- Nm
Retarding torque obtained at main shaft of endurance braking system (according to diagram)	- Nm

Table III

Reference axle:	Report No. * :		Date:
	Type-I		Type-III
Braking force per axle (N) (See point 4.2.1. of Appendix 1 to Annex VII to Regulation (EU) 2015/68)			
Axle 1	$T_4 = XX \% F_e$	$T_4 = XX \% F_e$	
Axle 2	$T_2 = XX \% F_e$	$T_2 = XX \% F_e$	
Axle 3	$T_3 = XX \% F_e$	$T_3 = XX \% F_e$	
Predicted actuator stroke (mm) (See point 4.3.1.1. of Appendix 1 to Annex VII to Regulation (EU) 2015/68)			
Axle 1	$s_4 = XX$	$s_4 = XX$	
Axle 2	$s_2 = XX$	$s_2 = XX$	
Axle 3	$s_3 = XX$	$s_3 = XX$	
Average thrust output (N) (See point 4.3.1.2. of Appendix 1 to Annex VII to Regulation (EU) 2015/68)			
Axle 1	$Th_{A1} = XX$	$Th_{A1} = XX$	
Axle 2	$Th_{A2} = XX$	$Th_{A2} = XX$	
Axle 3	$Th_{A3} = XX$	$Th_{A3} = XX$	
Braking performance (N) (See point 4.3.1.4. of Appendix 1 to Annex VII to Regulation (EU) 2015/68)			
Axle 1	$T_4 = XX$	$T_4 = XX$	
Axle 2	$T_2 = XX$	$T_2 = XX$	
Axle 3	$T_3 = XX$	$T_3 = XX$	
	Type-0 subject towed vehicle test result (E)	Type-I hot (predicted)	Type-III hot (predicted)
Braking performance of vehicle (See points 2.3.3, 2.4.3 and 2.5.5 of Annex II to Regulation (EU) 2015/68)	-	-	-

* Copy attached

INFORMATION FOLDER

Vehicle Type: RN

Pursuant to Annex I, Part A to Commission Implementing Regulation (EU) 2015/504
as last amended by Regulation (EU) 2018/986

INDEX

No.	List of Content	Page No.
1	Information document No. ZOOMLION RN-167-00 Part I	4
A.	GENERAL INFORMATION	4
1.	GENERAL INFORMATION CONCERNING VEHICLES	4
2.	GENERAL INFORMATION CONCERNING SYSTEMS, COMPONENTS OR SEPARATE TECHNICAL UNITS	4
3.	GENERAL CONSTRUCTION CHARACTERISTICS	4
4.	MASSES AND DIMENSIONS	5
5.	GENERAL POWERTRAIN CHARACTERISTICS	8
B.	INFORMATION ON ENVIRONMENTAL AND PROPULSION PERFORMANCE	8
6.	ESSENTIAL CHARACTERISTICS OF THE ENGINE	8
9.	ENERGY STORAGE DEVICE(S)	9
10.	EXTERNAL SOUND LEVEL	9
11.	DRIVE-TRAIN AND CONTROL	10
C.	INFORMATION ON FUNCTIONAL SAFETY	10
12.	PROPULSION AND/OR DRIVE-TRAIN OUTPUT GOVERNORS	10
13.	STEERING	11
14.	SPEEDOMETER, ODOMETER, TACHOMETER AND HOUR METER	12
15.	FIELD OF VISION	12
16.	WINDSCREEN WIPERS AND WASHERS AND DEFROSTING AND DEMISTING	12
17.	GLAZING	13
18.	REAR-VIEW MIRRORS	14
19.	DEVICES FOR INDIRECT VISION OTHER THAN MIRRORS (OPTIONAL)	14
20.	DRIVER INFORMATION SYSTEMS	15
21.	INSTALLATION OF LIGHTING, LIGHT-SIGNALLING DEVICES, INCLUDING AUTOMATIC SWITCHING OF LIGHTING	15
22.	VEHICLE OCCUPANT PROTECTION, INCLUDING INTERIOR FITTINGS AND OTHER WEATHER PROTECTION ARRANGEMENTS	16
23.	VEHICLE EXTERIOR AND ACCESSORIES	17
24.	ELECTRO-MAGNETIC COMPATIBILITY (EMC)	17
25.	AUDIBLE WARNING DEVICE(S)	18
26.	HEATING SYSTEM AND AIR-CONDITIONING	18
27.	DEVICES TO PREVENT UNAUTHORISED USE	19
28.	REGISTRATION PLATE(S) SPACE	19
29.	BALLAST MASSES	19
30.	SAFETY OF ELECTRICAL SYSTEMS	20
31.	FUEL TANK(S)	20
32.	LATERAL AND REAR PROTECTION	21
33.	LOAD PLATFORM(S)	21
34.	FRONT TOWING DEVICE (T-AND C-CATEGORY VEHICLES)	22
35.	TYRES	22
36.	SPRAY-SUPPRESSION SYSTEM	22
37.	CRAWLER UNDERCARRIAGE	23
38.	MECHANICAL COUPLING	23
39.	THREE-POINT LIFTING MECHANISM	24
40.	ADDITIONAL COUPLING POINTS	24
D.	INFORMATION ON BRAKING PERFORMANCE	24
41.	SUSPENSION	24
42.	AXLE(S) AND TYRES	25
43.	BRAKING	25
E.	INFORMATION ON VEHICLE CONSTRUCTION	26
44.	CONFORMITY OF PRODUCTION	26

45.	ACCESS TO VEHICLE ON BOARD DIAGNOSTIC (OBD) AND VEHICLE REPAIR AND MAINTENANCE INFORMATION	26
46.	ROLL-OVER PROTECTIVE STRUCTURE (ROPS)	28
47.	FALLING OBJECT PROTECTIVE STRUCTURES	30
48.	DRIVER'S EXPOSURE TO NOISE LEVEL	31
49.	SEATING POSITIONS (SADDLES AND SEATS)	31
50.	OPERATING SPACE AND ACCESS TO AND EXIT OF THE VEHICLE INCLUDING DOORS AND WINDOWS	32
51.	POWER TAKE-OFF(S)	34
52.	PROTECTION OF DRIVE COMPONENTS, EXHAUST SYSTEM, GUARDS AND PROTECTIVE DEVICES	35
53.	SEAT-BELT ANCHORAGES	36
54.	SAFETY BELTS	37
55.	PROTECTION AGAINST PENETRATING OBJECTS (OPS)	37
56.	OPERATOR'S MANUAL, INFORMATION WARNINGS AND MARKINGS	38
57.	DRIVER-OPERATED CONTROL DEVICES INCLUDING IDENTIFICATION OF CONTROL DEVICES, TELL-TALES AND INDICATORS	38
58.	PROTECTION AGAINST HAZARDOUS SUBSTANCES	40
59.	FOR T-AND C-CATEGORY VEHICLES, MACHINERY MOUNTED ON THE VEHICLE	41
2	Information document No. ZOOMLION RN-167-00 Part II	42
	Type-approval number and test report overview	
3	List of Annex	43
4	Annex A Photos	44
	ZOOMLION RN-167-00-A1.1 Representative version of the vehicle RN1304 (front right view)	45
	ZOOMLION RN-167-00-A1.2 Representative version of the vehicle RN1304 (back left view)	45
	ZOOMLION RN-167-00-A2 Statutory plate	46
	ZOOMLION RN-167-00-A3 Vehicle identification number—chassis number	47
	ZOOMLION RN-167-00-A4 Exhaust system	48
	ZOOMLION RN-167-00-A5 Air-intake system—intake manifold	49
	ZOOMLION RN-167-00-A6 Air filter	49
	ZOOMLION RN-167-00-A7 Exhaust manifold	50
	ZOOMLION RN-167-00-A8 The 180° forward field of vision	50
	ZOOMLION RN-167-00-A9 Defrosting and demisting of windscreen	51
	ZOOMLION RN-167-00-A10 Rear mirror fixing and adjusting system	52
	ZOOMLION RN-167-00-A11.1 lights installation—front view	53
	ZOOMLION RN-167-00-A11.2 lights installation—rear view	54
	ZOOMLION RN-167-00-A12.1 Interior fittings—controls	55
	ZOOMLION RN-167-00-A12.2 Interior fittings—controls	56
	ZOOMLION RN-167-00-A12.3 Interior fittings—controls	57
	ZOOMLION RN-167-00-A12.4 Interior fittings—controls	58
	ZOOMLION RN-167-00-A12.5 Interior fittings—controls	59
	ZOOMLION RN-167-00-A12.6 Interior fittings—driver's seat	60
	ZOOMLION RN-167-00-A12.7 Interior fittings—cab roof	61
	ZOOMLION RN-167-00-A13 Vehicle exterior and accessories	62
	ZOOMLION RN-167-00-A14 Audible warning device (horn)	63
	ZOOMLION RN-167-00-A15 Devices to prevent unauthorised use	64
	ZOOMLION RN-167-00-A16 Position of fuel tank	65
	ZOOMLION RN-167-00-A17 Position of mechanical couplings	65
	ZOOMLION RN-167-00-A18 Access to the driver's seat	66
	ZOOMLION RN-167-00-A19.1 Windows and emergency exit(s)—right door	67
	ZOOMLION RN-167-00-A19.2 Windows and emergency exit(s)—rear window	67
	ZOOMLION RN-167-00-A20 Power take-off guard	68
	ZOOMLION RN-167-00-A21 Rear three-point lifting mechanism	69
	ZOOMLION RN-167-00-A22 Steering axle	69
	ZOOMLION RN-167-00-A23 Engine hood	70
	ZOOMLION RN-167-00-A24 Protection against hot surfaces	70
	ZOOMLION RN-167-00-A25 Flexible hydraulic hoses	71
	ZOOMLION RN-167-00-A26 Identification of hydraulic couplings	71
	ZOOMLION RN-167-00-A27 Identification of pneumatic couplings	72
	ZOOMLION RN-167-00-A28 Safe jacking points	73
5	Annex B Drawings	74
	ZOOMLION RN-167-00-B1 Statutory plate	76

	ZOOMLION RN-167-00-B2	General assembly	77
	ZOOMLION RN-167-00-B3	Chassis overall drawing	78
	ZOOMLION RN-167-00-B4	Position of centre of gravity	79
	ZOOMLION RN-167-00-B5	Air intake and exhaust system	80
	ZOOMLION RN-167-00-B6	Transmission system	81
	ZOOMLION RN-167-00-B7	Clutch	82
	ZOOMLION RN-167-00-B8	Steering geometry	83
	ZOOMLION RN-167-00-B9	Hydraulic steering system	84
	ZOOMLION RN-167-00-B10.1	Lighting and light-signalling devices	85
	ZOOMLION RN-167-00-B10.2	Lighting and light-signalling devices	86
	ZOOMLION RN-167-00-B11	Heating system and air condition system	87
	ZOOMLION RN-167-00-B12	Front ballast	88
	ZOOMLION RN-167-00-B13	Rear ballast	89
	ZOOMLION RN-167-00-B14.1	Electrical circuit diagram	90
	ZOOMLION RN-167-00-B14.2	Electrical circuit diagram	91
	ZOOMLION RN-167-00-B14.3	Electrical circuit diagram	92
	ZOOMLION RN-167-00-B14.4	Electrical circuit diagram	93
	ZOOMLION RN-167-00-B14.5	Electrical circuit diagram	94
	ZOOMLION RN-167-00-B14.6	Electrical circuit diagram	95
	ZOOMLION RN-167-00-B14.7	Electrical circuit diagram	96
	ZOOMLION RN-167-00-B14.8	Electrical circuit diagram	97
	ZOOMLION RN-167-00-B15	General wiring arrangement	98
	ZOOMLION RN-167-00-B16	Fuel tank	99
	ZOOMLION RN-167-00-B17	Fuel tank cap	100
	ZOOMLION RN-167-00-B18	Front towing device	101
	ZOOMLION RN-167-00-B19	Tyre clearance	102
	ZOOMLION RN-167-00-B20.1	Mechanical couplings (drawbar)	103
	ZOOMLION RN-167-00-B20.2	Mechanical couplings (clevis)	104
	ZOOMLION RN-167-00-B21	Front axle	105
	ZOOMLION RN-167-00-B22	Rear axle	106
	ZOOMLION RN-167-00-B23.1	Braking system (service brake)	107
	ZOOMLION RN-167-00-B23.2	Braking system (parking brake)	108
	ZOOMLION RN-167-00-B23.3	Braking system (calculation)	109
	ZOOMLION RN-167-00-B24	Towed vehicle braking devices (on towing vehicle)	110
	ZOOMLION RN-167-00-B25	Coordinates or drawing of the Seat Reference point(s) (S) of all seating positions	111
	ZOOMLION RN-167-00-B26	Operating space	112
	ZOOMLION RN-167-00-B27	Access to the driving position	113
	ZOOMLION RN-167-00-B28	Latches and hinges	114
	ZOOMLION RN-167-00-B29	PTO guard	115
	ZOOMLION RN-167-00-B30	Greasing points	116
	ZOOMLION RN-167-00-B31.1	Instrument panel (include indicators, tell-tales, etc.)	117
	ZOOMLION RN-167-00-B31.2	Instrument panel (include indicators, tell-tales, etc.)	118
	ZOOMLION RN-167-00-B32	Audible warning device	119
	ZOOMLION RN-167-00-B33	Floor line	120
6	Annex C Declaration		121
	ZOOMLION RN-167-00-C1	Information on the type-approval procedure chosen	122
	ZOOMLION RN-167-00-C2	Manufacturer's certificate on access to vehicle OBD and vehicle repair and maintenance information	125
	ZOOMLION RN-167-00-C3	Declaration on anti-tampering of powertrain and speed-limitation device	130
	ZOOMLION RN-167-00-C4	Statement of Structure Integrity for Tractor	132
	ZOOMLION RN-167-00-C5	Persons authorized to sign the CertificateOf Conformity of the vehicles (COC)	134
7	Annex D Specimen of the Certificate of Conformity (COC)		136

Zoomlion Agriculture Machinery Co., Ltd.	Information Document No. ZOOMILION RN-167-00 Part I	Page 4
		Date: 25/03/2025
		Update:

A. GENERAL INFORMATION

1. GENERAL INFORMATION CONCERNING VEHICLES

1.1.	Make(s) (trade mark of manufacturer)	ZOOMLION
1.2.	Type	RN
1.2.1.	Variant(s)	RN904, RN1304
1.2.2.	Version(s)	Not applicable
1.2.3.	Commercial name(s) (if appropriate)	Not applicable
1.2.4.	Type-approval number(s) of the previous stage(s)	/
1.3.	Category, subcategory and speed index of vehicle	T1a
1.4.	Company name and address of manufacturer	Zoomlion Agriculture Machinery Co., Ltd. No. 16, E'xi Road, Sanshan Economic Development Zone, Wuhu City, Anhui 241080, P.R. China
1.4.1.	Name(s) and address(es) of assembly plant(s)	Henan Zoomlion Intelligent Agriculture Machinery Co., Ltd. 98# Songcheng Road, Kaifeng District, Henan Pilot Free Trade Zone, Henan Province 471000, P.R. China
1.4.2.	Name and address of manufacturer's authorised representative (if any)	Zoomlion Europe GmbH Lohrgraben 2, 55444, Waldlaubersheim / Germany
1.5.	Manufacturer's statutory plate(s)	
1.5.1.	Location of the manufacturer's statutory plate	Front of the seat base
1.5.2.	Method of attachment	Riveted
1.5.3.	Photographs and/or drawings of the statutory plate (completed example with dimensions)	See photo ZOOMLION RN-167-00-A2 See drawing ZOOMLION RN-167-00-B1
1.6.	Vehicle identification number	
1.6.1.	Location of the vehicle identification number on the chassis:	Front of the chassis – right side
1.6.2.	Photographs and/or drawings of the locations of the vehicle identification number (completed example with dimensions)	See photo ZOOMLION RN-167-00-A3
1.6.3.	The vehicle identification number of the type begins with:	*ZLARN130PS0000202*

2. GENERAL INFORMATION CONCERNING SYSTEMS, COMPONENTS OR SEPARATE TECHNICAL UNITS

2.1.	Make(s) (trade name(s) of manufacturer)	Not applicable
2.2.	Type	Not applicable
2.2.1.	Commercial name(s) (if available)	Not applicable
2.2.2.	Type-approval number(s) (if available)	Not applicable
2.2.3.	Type-approval(s) issued on (date, if available)	Not applicable
2.2.4.	For components and separate technical units, location and method of attachment of the type-approval mark(s) (if available)	Not applicable
2.3.	Company name and address of manufacturer	Not applicable
2.3.1.	Name(s) and address(es) of assembly/manufacture plants	Not applicable
2.3.2.	Name and address of manufacturer's authorised representative (if any)	Not applicable
2.4.	For systems and separate technical units, vehicle(s) for which they are intended for	Not applicable
2.4.1.	Type	Not applicable
2.4.2.	Variant(s)	Not applicable
2.4.3.	Version(s)	Not applicable
2.4.4.	Commercial name(s) (if available):	Not applicable
2.4.5.	Category, subcategory and speed index of the vehicle	Not applicable

3. GENERAL CONSTRUCTION CHARACTERISTICS

3.1.	Photographs or drawings of a representative version of the vehicle:	See Photos ZOOMLION RN-167-00-A1
------	---	----------------------------------

Zoomlion Agriculture Machinery Co., Ltd.	Information Document No. ZOOMILION RN-167-00 Part I	Page 5
		Date: 25/03/2025
		Update:

3.2.	Scale and dimensioned drawing of the whole vehicle	See drawings ZOOMLION RN-167-00-B2
3.3.	Axle and wheels	
3.3.1.	Number of axles and wheels	2 axles, 4 wheels
3.3.2.	Number and position of axles with twinned wheels	Not applicable
3.3.3.	Number and position of steered axles	1F
3.3.4.	Number and position of powered axles	2, F&R Front axle is disengage-able
3.3.5.	Number and position of braked axles	2, F&R
3.4	For C-category vehicles	Not applicable
3.4.1.	Crawler undercarriage configuration: set of track trains at front/set of track trains at rear/set of track trains at front and set of track trains at rear/continuous track train at each side of the vehicle	Not applicable
3.4.2.	Number and position of powered set of track trains	Not applicable
3.4.3.	Number and position of braked set of track trains	Not applicable
3.4.4.	Steering for C-category vehicles	Not applicable
3.4.4.1.	Steering by changing the speed between the left-hand side and right-hand side track trains: yes/ no/not applicable	Not applicable
3.4.4.2.	Steering by pivoting of two opposite or all four track trains: yes/no/not applicable	Not applicable
3.4.4.3.	Steering by articulation of the front and rear part of the vehicle around a central vertical axis: yes/no/not applicable	Not applicable
3.4.4.4.	Mean Ground Contact Pressure, P: ... MPa	Not applicable
3. 5.	Chassis	
3.5.1.	Chassis overall drawing:	See drawing ZOOMLION RN-167-00-B3
3.5.2	For T- and C-category vehicles, type of chassis	Backbone/central tube/ladder/articulated/chassis with side members/ (if other: specify:-)
3.5.3	For R- and S-category vehicles, type of chassis: drawbar/rigid drawbar/centre-axle/other (if other: specify)	Not applicable
3.6.	Material used for the bodywork	Steel, cast iron, plastic
3.7.	Position and arrangement of the engine	Front, longitudinal
3.8.	Position of the steering wheel	Left/right/centre:
3.9.	Vehicle is equipped to be driven in right/left -hand traffic and in countries that use metric/metric and imperial units in the speedometer	Right and left -hand traffic In countries that use metric/metric and imperial/units in the speedometer
3.10.	T- or C-category vehicles equipped for forestry applications	Yes/no
3.11.	T- or C-category vehicles equipped for protection against hazardous substances	Yes/no
3.12.	For R- and S-category vehicles, type of braking: unbraked/inertia-braked/continuous braked / semi-continuous braked/hydraulic braked/ pneumatic braked	Not applicable
4.	MASSES AND DIMENSIONS (in kg and mm) (refer to drawings where applicable)	
4.1.	Range of vehicle mass (overall)	
4.1.1.	Unladen mass	
4.1.1.1.	Unladen mass(es) in running order	
4.1.1.1.1.	Maximum	5100
4.1.1.1.2.	Minimum	5100
4.1.1.1.3.	Distribution of this (these) mass(es) among the axles:	
- front		2300 kg
- rear		2800 kg

Zoomlion Agriculture Machinery Co., Ltd.	Information Document No. ZOOMILION RN-167-00 Part I	Page 6
		Date: 25/03/2025
		Update:

- 4.1.1.1.4. In the case of a rigid drawbar or centre- axle R- or S- category vehicle indicate the vertical load on the coupling point (S) Not applicable
- 4.1.2. Maximum mass(es), as declared by the manufacturer
- 4.1.2.1. Technically permissible maximum laden mass(es) of vehicle 6680 kg
- 4.1.2.1.1. Technically permissible maximum laden mass(es) of vehicle per axle
- Axle 1 2900 kg
- Axle 2 4200 kg
- 4.1.2.1.2. In the case of a rigid drawbar or centre- axle R- or S- category vehicle indicate the vertical load on the front coupling point (S) Not applicable
- 4.1.2.1.3. Limits on the distribution of this (these) mass(es) among the axles (specify the minimum limits in percentages on the front axle and on the rear axle) Front axle: 37%
Rear axle: 60%
- 4.1.2.2. Mass(es) and tyre(s)

Tyre combination No	Axle No	Tyre dimension including load capacity index and speed category symbol	Rolling Radius [mm]	Tyre load rating per tyre [kg]	Maximum permissible mass per axle [kg]	Maximum permissible mass of vehicle [kg]	Maximum permissible vertical load on the coupling point[kg]		Track width	
							Drawbar [kg]	Clevis [kg]	Minimum	Maximum
									[mm]	[mm]
1	1	320/85R24 122 A8	540	1500	2900	6680	0	1000	1730	1730
	2	420/85R34 142 A8	738	2650	4200				1680	1680

Zoomlion Agriculture Machinery Co., Ltd.	Information Document No. ZOOMILION RN-167-00 Part I	Page 7
		Date: 25/03/2025
		Update:

4.1.2.3. Mass(es) and crawler undercarriage Not applicable

4.1.3 Technically permissible towable mass(es) for T- or C-category vehicles for each chassis/ braking configuration of the R- or S-category vehicle (for R- and S-category vehicles, indicate the maximum permissible load(s) on the rear coupling point):

R-and S- category vehicle	Drawbar	Rigid drawbar	Centre-axle
Brake			
Unbraked (*)	2500 kg		
Inertia-braked	5000 kg		
Hydraulic braked	/		
Pneumatic braked	10000 kg		
(*) Calculated using the partially laden condition defined by the tractor manufacturer in agreement with the technical service set out in point 3.1.1.2 of Annex II to Commission Delegated Regulation (EU) 2015/68.			

4.1.4. Total technically permissible mass(es) of the tractor (T- or C-category vehicle) and towed vehicle (R- or S-category vehicle) combination for each chassis/braking configuration of the R- or S- category vehicle:

R- and S-category vehicle	Drawbar	Rigid drawbar	Centre-axle
Brake			
Unbraked	9180 kg		
Inertia-braked	11680 kg		
Hydraulic braked	/		
Pneumatic braked	16680 kg		

4.2. Range of vehicle dimensions (overall)

4.2.2. For complete/completed vehicles

4.2.2.1. Overall dimensions of the vehicle, including mechanical coupling See drawing ZOOMLION RN-167-00-B2

4.2.2.1.1. Length for on-road use

4.2.2.1.1.1. Maximum 4730 mm

4.2.2.1.1.2. Minimum: 4730 mm

4.2.2.1.2. Width for on-road use

4.2.2.1.2.1. Maximum 2209 mm

4.2.2.1.2.2. Minimum 2209 mm

4.2.2.1.3. Height for on-road use

4.2.2.1.3.1. Maximum 2970 mm

4.2.2.1.3.2. Minimum 2970 mm

4.2.2.2. Forward overhang

4.2.2.2.1. Maximum 1221 mm

4.2.2.2.2. Minimum 1221 mm

4.2.2.3. Rear overhang

4.2.2.3.1. Maximum 1129 mm

4.2.2.3.2. Minimum 1129 mm

4.2.2.4. Ground clearance

4.2.2.4.1. Maximum 392 mm

4.2.2.4.2. Minimum 392 mm

4.2.2.5. Wheelbase 2380 mm

Zoomlion Agriculture Machinery Co., Ltd.	Information Document No. ZOOMILION RN-167-00 Part I	Page 8
		Date: 25/03/2025
		Update:

4.2.2.6.	Distance(s) between consecutive axles 1-2: 2-3: 3-4: etc	Not applicable
4.2.2.7.	For rigid draw bar and centre axle R- and S-category vehicles:	Not applicable
4.2.2.7.1.	Distance between the coupling point and the first axle	Not applicable
4.2.2.7.2.	Distance between the coupling point and the last axle	Not applicable
4.2.2.8.	Maximum and minimum width of track of each axle (measured between the symmetry planes of the single or twin tyres or of the tyres in triple formation normally fitted) (to be stated by the manufacturer)	See drawing ZOOMLION RN-167-00-B2
4.2.2.8.1.	Maximum: Axle 1 / Axle 2	1730 mm / 1680 mm
4.2.2.8.2.	Minimum: Axle 1 / Axle 2	1730 mm / 1680 mm
4.2.2.9.	Position of centre of gravity of the vehicle in the longitudinal, transverse and vertical direction	See drawing ZOOMLION RN-167-00-B4
4.2.2.9.1.	For T2-, T4.1-, T4.3-category vehicles and C2-, C4.1-, C4.3-category vehicles, height of the centre of gravity, measured in relation to the ground using the tyres normally fitted on the vehicle	Not applicable
4.2.2.9.1.1.	For T2-and C2-category vehicles, indicate the ratio between entry 4.2.2.9.1 and the average minimum track for each axle	
4.2.2.9.1.2.	For T4.1-and C4.1-category vehicles, indicate the ratio between entry 4.2.2.9.1 and the average minimum track of all of the axles	
5.	GENERAL POWERTRAIN CHARACTERISTICS	
5.1.	Maximum vehicle speed	
5.1.1.	Forward maximum vehicle speed	
5.1.1.1.	Declared maximum design vehicle speed	40 km/h
5.1.1.2.	Calculated maximum design vehicle speed in top gear (show factors used in calculation)	$0.377 \times 2200 \times 0.738 \div 15.36 = 39.8$ km/h
5.1.1.3.	Measured maximum vehicle speed	RN904: 39.8 km/h RN1304: 39.9 km/h
5.1.2.	Rearward maximum vehicle speed	
5.1.2.1.	Declared maximum design vehicle speed	36.2 km/h
5.6.	Actual forward movement of powered wheels corresponding to one complete revolution of the wheel	4635 mm
B.	INFORMATION ON ENVIRONMENTAL AND PROPULSION PERFORMANCE	
6.	ESSENTIAL CHARACTERISTICS OF THE ENGINE	
6.1.7.	Category and sub-category of the engine:	NRE-v-6
6.2.1.	Combustion cycle	Four stroke cycle/ two-stroke cycle /rotary/other (specify)
6.2.2.	Ignition type	Compression ignition/ spark ignition
6.2.3.1.	Cylinders' number and configuration	4, LI
6.2.8.	Fuel	
6.2.8.1.	Fuel type	B5
6.2.8.3.	List of additional fuels, fuel mixtures or emulsions compatible with use by the engine declared by the manufacturer in accordance with point 1.4 of Annex I to Delegated Regulation (EU) 2017/654 (provide reference to recognised standard or specification)	Not applicable
6.3.2.1.	Declared rated speed	2200 r/min
6.3.2.1.2.	Declared rated net power	RN904
		RN1304

Zoomlion Agriculture Machinery Co., Ltd.	Information Document No. ZOOMILION RN-167-00 Part I	Page 9
		Date: 25/03/2025
		Update:

		SC4H115G5E	SC4H160.1G5E
		85 kW	118 kW
6.3.2.2.	Maximum power speed	2200 r/min	
6.3.2.2.2.	Maximum net power	RN904	RN1304
		SC4H115G5E	SC4H160.1G5E
		85 kW	118 kW
6.3.6.4.	Engine total swept volume	4544 cm ³	
9.	ENERGY STORAGE DEVICE(S)	Battery/capacitor/flywheel/generator	
9.1.	Description	Not applicable	
9.2.	Identification number	Not applicable	
9.3.	Kind of electrochemical couple	Not applicable	
9.4.	Energy stored		
9.4.1.	For battery: Voltage (V)	12 V	
	Capacity (Ah in 2h)	120 Ah	
9.4.2.	For capacitor (J)	Not applicable	
9.4.3.	For flywheel/generator (J)		
9.4.3.1.	Flywheel moment of inertia	0.68 kgm ²	
9.4.3.1.1.	Additional moment of inertia if no gear is engaged	Not applicable	
9.5.	Charger:	On-board/external/without	
10.	EXTERNAL SOUND LEVEL		
10.1.	External sound level declared by the manufacturer	RN904	RN1304
10.1.1.	Moving dB(A)	84.0	84.2
10.1.2.	Stationary dB(A)	85.5	85.9
10.1.3.	At engine speed r/min	2200	2200
10.2.	Brief description and schematic drawing of exhaust system (including the air intake system, the devices for noise and tailpipe emission control)	See photo ZOOMLION RN-167-00-A4 See drawing ZOOMLION RN-167-00-B5	
10.3.	Air-intake system		
10.3.1.	Intake manifold description (include drawings and/or Photos)	See photo ZOOMLION RN-167-00-A5 See drawing ZOOMLION RN-167-00-B5	
10.3.2.	Air filter		
10.3.2.1.	Photographs and/or drawings	See photo ZOOMLION RN-167-00-A6 See drawing ZOOMLION RN-167-00-B5	
10.3.2.2.	Make	Xuzhou Xinxing Filter Co.,Ltd Xinxiang Sineagle Machinery Co.,Ltd	
10.3.2.3.	Type	1000100458	
10.3.3.	Intake silencer	Not fitted	
10.3.3.1.	Photographs and/or drawings		
10.3.3.2.	Make	Not applicable	
10.3.3.3.	Type		
10.4.	Exhaust system		
10.4.1.	Description and/or drawing of the exhaust manifold	See photo ZOOMLION RN-167-00-A7 See drawing ZOOMLION RN-167-00-B5	
10.4.2.	Description and/or drawing of the elements of the exhaust system that are not part of the engine	See photo ZOOMLION RN-167-00-A4 See drawing ZOOMLION RN-167-00-B5	
10.4.3.	Maximum allowable exhaust back pressure at rated engine speed and at 100 % load	RN904: 18 kPa RN1304: 24 kPa	
10.4.4.	Type, marking of the exhaust noise-abatement device(s)	SCDOC-DPC07 SCDPF-DPC07 SCSCR-DPC07 Maker: SDEC POWER	

Zoomlion Agriculture Machinery Co., Ltd.	Information Document No. ZOOMILION RN-167-00 Part I	Page 10
		Date: 25/03/2025
		Update:

10.4.4.1.	Exhaust noise-abatement device containing fibrous materials	Yes/ no
10.4.5.	Exhaust system volume	33 dm ³
10.4.6.	Location of the exhaust outlet	On the right side of front of the tractor, sideward
10.4.7.	Additional noise-reducing measures in the engine compartment and on the engine for external noise (if any)	Not applicable
10.5.	Details of any non-engine related devices designed to reduce noise (if not covered by other items):	Not applicable
11.	DRIVE-TRAIN AND CONTROL	
11.1.	Brief description and schematic drawing of the vehicle drive-train and its control system (transmission ratio change system, clutch control or any other element of drive-train)	See Photos ZOOMLION RN-167-00-A12.1/A12.2/A12.3 See drawing ZOOMLION RN-167-00-B6
11.2.	Transmission	
11.2.1.	Brief description and schematic drawing of transmission ratio change system(s) and its control	See Photos ZOOMLION RN-167-00-A12.1/A12.2/A12.3 See drawing ZOOMLION RN-167-00-B6
11.2.2.	Diagram and or drawing of the power transmission	See drawing ZOOMLION RN-167-00-B6
11.2.3.	Type of power transmission	Gear (including planetary gear sets) / belt / hydrostatic / electric / other (if other, specify:)
11.2.4.	Brief description of the electrical/electronic components (if any)	Not applicable
11.2.5.	Location relative to the engine	Behind the engine
11.2.6.	Method of control	Mechanical
11.2.7.	Transfer box	With/ without
11.2.8.	Type of transmission ratio change system	Mechanical (gear change) / Double clutch (gear change) / Semi-automatic (gear change) / Automatic (gear change) / Continuously Variable Transmission / Hydrostatic / not applicable / other (if other, specify:)
11.3.	Clutch (if any)	
11.3.1.	Brief description and schematic drawing of the clutch and its control system	See drawing ZOOMLION RN-167-00-B7
11.3.2.	Maximum torque conversion	RN904: 960 Nm RN1304:1220 Nm
11.4.	Gear ratios	See drawing ZOOMLION RN-167-00-B6
11.5.	Differential lock	
11.5.1.	Differential lock	Yes/ no /optional,
C.	INFORMATION ON FUNCTIONAL SAFETY	
12.	PROPULSION AND/OR DRIVE-TRAIN OUTPUT GOVERNORS	
12.1.	Number of speed governors	Not applicable
12.2.	Nominal cut-off point No 1	
12.2.1.	Engine/motor/drive-train rotation speed at which cut-off starts under load: ... min ⁻¹	
12.2.2.	Maximum rotation speed at the minimum engine load: ... min ⁻¹	
12.3.	Nominal cut-off point No 2	
12.3.1.	Engine/motor/drive-train rotation speed at which cut-off starts under load: ... min ⁻¹	
12.3.2.	Maximum rotation speed at the minimum engine load: ... min ⁻¹	
12.4.	The stated purpose of governor(s): maximum design vehicle speed limitation/maximum power limitation/engine over-speed protection	

Zoomlion Agriculture Machinery Co., Ltd.	Information Document No. ZOOMLION RN-167-00 Part I	Page 11
		Date: 25/03/2025
		Update:

12.5.	Adjustable speed limitation device complying with the requirements for N2- and N3-category vehicles set out in points 1 and 2, Part II point 13.2, Part III points 21.2 and 21.3, Annex 5 point 1 and Annex 6 to UNECE Regulation No 89 (OJ L 158, 19.6.2007, p. 1). with relevant documentation included in the information document: yes/no/not applicable	
13.	STEERING	
13.1.	Schematic diagram of steered axle(s) showing steering geometry	See drawing ZOOMLION RN-167-00-B8
13.2.	Steering category	Manual/power-assisted/servo-steering/differential
13.3.	Transmission and control of steering	
13.3.1.	Configuration of steering transmission (specify for front and rear, if applicable)	Hydraulic power assistant steering Front wheels are steeringwheels
13.3.2.	Linkage to the wheels (including other than mechanical means; specify for front and rear, if applicable)	Front wheels are steering wheels See drawing ZOOMLION RN-167-00-B9
13.3.2.1.	Brief description of the electrical/electronic components (if any)	Not applicable
13.3.3.	Method of assistance (if any)	
13.3.3.1.	Method and diagram of operation, make(s) and type(s)	Hydraulic power assistant steering Make: JI NING LIKE HYDRAULICS CO.,LTD Type: BZZ-160-16/21 See drawing ZOOMLION RN-167-00-B9
13.3.4.	Diagram of the steering equipment as a whole, showing the position on the vehicle of the various devices influencing its steering behaviour	See drawing ZOOMLION RN-167-00-B8
13.3.5.	Schematic diagram(s) of the steering control(s)	See drawing ZOOMLION RN-167-00-B8/B9
13.3.6.	Range and method of adjustment of the steering control(s)	Angle adjustment: 21°
13.3.7.	Brief description of the electrical/electronic components (if any)	Not applicable
13.4.	Maximum turning angle of the wheels (if fitted)	
13.4.1.	To the right: degrees	45°
	Number of steering wheel turns	1.6
13.4.2.	To the left: degrees	45°
	Number of steering wheel turns	1.75
13.5.	Minimum turning circle (without braking)	
13.5.1.	To the right	9200 mm
13.5.2.	To the left	9200 mm
13.5.3.	Method of power assistance (if any):	Hydraulic power assistant steering
13.5.3.1.	Method and diagram of operation, make(s) and type(s)	Make: JI NING LIKE HYDRAULICS CO.,LTD Type: BZZ-160-16/21 See drawing ZOOMLION RN-167-00-B8
13.6.	Steering for fast ('b' speed index) T-category vehicles	Not applicable Ta1 tractor, the travel speed is no more than 40 km/h
13.6.1.	Requirements under sections 2, 5 and 6 and in Annexes 4 and 6 to UNECE Regulation No 79 (OJ L 137, 27.5.2008, p. 25) are met with relevant documentation included in the information document	Yes/no /not applicable
13.6.2.	Requirements on steering effort as set out in section 6 of UNECE Regulation No 79 (OJ L 137, 27.5.2008, p. 25) for N2-category vehicles are met with relevant documentation included in the information document	Yes/no /not applicable

Zoomlion Agriculture Machinery Co., Ltd.	Information Document No. ZOOMILION RN-167-00 Part I	Page 12
		Date: 25/03/2025
		Update:

13.6.3.	Requirements under ISO 10998:2008, Amd 1 2014 (Agricultural tractors — Requirements for steering) are met with relevant documentation included in the information document	Yes /no/not applicable
13.7.	Complex electronic control systems that affect the steering function	
13.7. 1.	Requirements under Annex 6 to UNECE Regulation No 79 (OJ L 137, 27.5.2008, p. 25) are met by the complex electronic vehicle control systems that affect the steering function, with relevant documentation included in the information document:	Yes /no The tractors have no complex electronic control system.
14.	SPEEDOMETER, ODOMETER, TACHOMETER AND HOUR METER	
14.1.	Speedometer	
14.1.1.	Photographs and/or drawings of the complete system	See photo ZOOMLION RN-167-00-A12.3 See drawing ZOOMLION RN-167-00-B31
14.1.2.	Vehicle speed range displayed	0 ~ 99 km/h
14.1.3.	Tolerance of the measuring mechanism of the speedometer	$0 < \Delta \leq 1 \%$
14.1.4.	Technical constant of the speedometer:	678.6
14.1.5.	Method of operation and description of the drive mechanism	The vehicle speed sensor meters the rpm of the gearbox gear, converts it to the tire based on the drive ratio, and calculates the vehicle speed by combining the tire diameter.
14.1.6.	Overall transmission ratio of the drive mechanism:	The speed gauge is an LCD screen, with no mechanical pointer and no drive ratio.
14.1.7.	Design of the instrument dial or of the other forms of read-out	See photo ZOOMLION RN-167-00-A12.3
14.1.8.	Brief description of the electrical/electronic components	See photo ZOOMLION RN-167-00-A12.3
14.2.	Odometer	
14.2.1.	Tolerance of the measuring mechanism of the odometer	Not applicable
14.2.2.	Method of operation and description of the drive mechanism	Not applicable
14.3.	Tachometer	
14.3.1.	Tolerance of the measuring mechanism of the tachometer	± 5 r/min
14.3.2.	Method of operation and description of the drive mechanism	ECU calculates the speed based on time and sends it to the instrument through the bus. Use mechanical pointers to indicate.
14.4.	Hour meter	
14.4.1.	Tolerance of the measuring mechanism of the hour meter	± 0.05 h
14.4.2.	Method of operation and description of the drive mechanism	Displayed on the LCD screen withou mechanical pointers when the engine speed ECU detected is greater than 0 r/min.
15.	FIELD OF VISION	
15.1.	Drawing(s) and/or photograph(s) showing the location of component parts within the 180° forward field of vision	See photo ZOOMLION RN-167-00-A8
15.2.	Requirements under ISO 5721-1:2013 (Agricultural tractors — Requirements, test procedures and acceptance criteria for the operator's field of vision — Part 1: Field of vision to the front) are met with relevant documentation included in the information document	yes/ no
15.3.	Requirements under ISO 5721-2:2014 (Agricultural tractors — Requirements, test procedures and	yes/ no

Zoomlion Agriculture Machinery Co., Ltd.	Information Document No. ZOOMILION RN-167-00 Part I	Page 13
		Date: 25/03/2025
		Update:

acceptance criteria for the operator's field of vision —
Part 2: Field of vision to the side and to the rear) are met
with relevant documentation included in the information
document

16. WINDSCREEN WIPERS AND WASHERS AND DEFROSTING AND DEMISTING

16.1.	Windscreen wipers	
16.1.1.	Requirements under ISO 5721-1:2013 (Agricultural tractors — Requirements, test procedures and acceptance criteria for the operator's field of vision — Part 1: Field of vision to the front) are met with relevant documentation included in the information document	Yes/ no
16.1.2.	Alternatively to entry 16.1.1, provide a detailed technical description (including photographs or drawings) and the number and frequency of its operation	See entry 16.1.1
16.2.	Windscreen washer	Fitted
16.2.1.	Detailed technical description (including photographs or drawings)	See photo ZOOMLION RN-167-00-A13
16.2.2.	Capacity of the reservoir	2.1 L
16.3.	Defrosting and demisting	
16.3.1.	Detailed technical description (including photographs or drawings)	See photo ZOOMLION RN-167-00-A13
16.3.2.	Maximum electrical consumption	Not applicable Only use the heat from the heated engine coolant, no electrical consumption.
17.	GLAZING	
17.1.	The following requirements under UNECE Regulation 43 (OJ L 42,12.2.2014, p.1) are met with the relevant documentation included in the information document	Yes/ no/not applicable See the component type approval certificate.
17.2.	Alternatively to entry 17.1, provide the following information	See entry 17.1
17.2.1.	Data for quick identification of Driver's eyes reference point	See entry 17.1
17.2.2.	In the case of glazing other than windscreens, drawings in a format not exceeding A4 or folded to that format, showing <ul style="list-style-type: none"> — the maximum area, — the smallest angle between two adjacent sides of the glass pane, and — the maximum height of segment, if any; 	See entry 17.1
17.2.3.	Windscreen(s)	See entry 17.1
17.2.3.1.	Material(s) used	See entry 17.1
17.2.3.2.	Method of fitting	See entry 17.1
17.2.3.3.	Rake angle(s)	See entry 17.1
17.2.3.4.	Windscreen accessories and the position in which they are fitted, together with a brief description of any electrical/electronic components	See entry 17.1
17.2.3.5.	Drawing on a scale 1:10 and diagrams of the windscreens and their installation in the tractor in sufficient detail to show	See entry 17.1
17.2.3.5.1.	the position of the windscreen relative to the Driver's eyes reference point	See entry 17.1
17.2.3.5.2.	the rake angle of the windscreen	See entry 17.1

Zoomlion Agriculture Machinery Co., Ltd.	Information Document No. ZOOMILION RN-167-00 Part I	Page 14
		Date: 25/03/2025
		Update:

17.2.3.5.3.	the position and size of the zone in which the optical qualities are verified and, where appropriate, the area subjected to differential toughening	See entry 17.1
17.2.3.5.4.	the developed area of the windscreen	See entry 17.1
17.2.3.5.5.	the maximum height of segment of the windscreen; and	See entry 17.1
17.2.3.5.6.	the curvature of the windscreen (for windscreen-grouping purposes only)	See entry 17.1
17.2.3.6.	in the case of double glazing, drawings in a format not exceeding A4 or folded to that format, showing, in addition to the information referred to in entry 17.2.2 — the type of each constituent glass pane, — the type of bonding (organic, glass-glass or glass-metal), — the nominal thickness of the gap between the two glass panes.	See entry 17.1
17.2.4.	Window(s)	See entry 17.1
17.2.4.1.	Position(s)	See entry 17.1
17.2.4.2.	Material(s) used	See entry 17.1
17.2.4.3.	Brief description of the electrical/electronic components (if any) of the window operating mechanism	See entry 17.1
17.2.5.	Opening roof glazing	See entry 17.1
17.2.5.1.	Position(s)	See entry 17.1
17.2.5.2.	Materials used	See entry 17.1
17.2.5.3.	Brief description of the electrical/electronic components (if any) of the roof glazing operating mechanism	See entry 17.1
17.2.6.	Other glass panes	See entry 17.1
17.2.6.1.	Position(s)	See entry 17.1
17.2.6.2.	Materials used	See entry 17.1
17.2.6.3.	Brief description of the electrical/electronic components (if any) of the other glass panes operating mechanism	See entry 17.1
18.	REAR-VIEW MIRRORS	
18.1.	Number and class(es) of the mirrors	Exterior mirror: 2 of class II
18.2.	Requirements under UNECE Regulation No 46 (OJ L 177, 10.7.2010, p. 211) are met with the relevant documentation included in the information document	Yes/no /not applicable
18.3.	Requirements under UNECE Regulation No 81 (OJ L 185, 13.7.2012, p. 1) are met with the relevant documentation included in the information document	Yes/no /not applicable
18.4.	Drawing(s) for the identification of the mirror showing the position of the mirror relative to the vehicle structure	See Photos ZOOMLION RN-167-00-A1 See drawings ZOOMLION RN-167-00-B2
18.5.	Details of the method of attachment including that part of the vehicle structure to which it is attached	See photo ZOOMLION RN-167-00-A10 Fixed by bolts
18.6.	Brief description of the electrical/electronic components of the adjustment system	Not fitted
18.7.	Technical description of the defrosting and demisting system of the mirrors	Not fitted
18.8.	Optional equipment that might restrict the field of vision to the rear	Not applicable
18.9.	Field of vision for rear view mirror(s) of class II	
18.9.1.	Complies with point 5.1 of Annex IX to Commission Delegated Regulation (EU) 2015/208	Yes /no
18.9.2.	Alternatively to entry 18.9.1, requirements under ISO 5721-2:2014 (Agricultural tractors — Requirements, test	Yes / no

Zoomlion Agriculture Machinery Co., Ltd.	Information Document No. ZOOMILION RN-167-00 Part I	Page 15
		Date: 25/03/2025
		Update:

procedures and acceptance criteria for the operator's field of vision — Part 2: Field of vision to the side and to the rear) are met with relevant documentation included in the information document

19. DEVICES FOR INDIRECT VISION OTHER THAN MIRRORS (OPTIONAL)

19.1. Type and characteristics (such as a complete description of the device) Not fitted

19.2. In the case of a camera-monitor device, the detection distance (mm), contrast, luminance range, glare correction, display performance (black and white/colour), image repetition frequency, luminance reach of the monitor

19.3. Sufficiently detailed drawings to identify the complete device, including installation instructions

19.4. Requirements under ISO 5721-2:2014 (Agricultural tractors — Requirements, test procedures and acceptance criteria for the operator's field of vision — Part 2: Field of vision to the side and to the rear) are met with relevant documentation included in the information document

Not applicable

20. DRIVER INFORMATION SYSTEMS

Requirements under ISO 15077:2008 (Tractors and self-propelled machinery for agriculture — Operator controls — Actuating forces, displacement, location and method of operation) Annex B on operator controls associated with virtual terminals are met with relevant documentation included in the information document

~~Yes~~/no
No driver information system

21. INSTALLATION OF LIGHTING, LIGHT-SIGNALLING DEVICES, INCLUDING AUTOMATIC SWITCHING OF LIGHTING

21.1. List of all devices (mentioning the number, make(s), type, component type-approval mark(s), the maximum intensity of the main-beam headlamps, colour, the corresponding tell-tale); the list may include several types of device for each function; in addition, the list may include in respect of each function the additional annotation 'or equivalent devices':

Compulsory devices	Number	Type-approval mark	Colour	Tell-tale
Dipped-beam headlamps	2	1a HC/R PL E57 12.5 1099	white	yes
Front position (side) lamps	2	1 A E57 148R00-1098	white	Instrument panel lighting
Rear position lamps	2	2a S1 R1 E57 148R00-1138 2a R1 S1 148R00 E57 1293	red	Instrument panel lighting
Direction indicator lamps				
– Front	2	1 A E57 148R00-1098	amber	yes
– Rear	2	2a S1 R1 E57 148R00-1138 2a R1 S1 148R00 E57 1293	amber	yes
Rear reflex reflectors	4	IA E57 150R00 0051 IA E57 150R00 0048	red	/
Rear registration plate lamps	1	L E57 148R00-1137	white	Instrument panel lighting
Stop lamps	2	2a S1 R1 E57 148R00-1138 2a R1 S1 148R00 E57 1293	red	/
Hazard-warning device	1	Combined with direction indicator lamps		
Optional devices				
Main-beam headlamps	2	1a HC/R PL E57 12.5 1099	white	yes
Work lamps	6	/	white	yes
Special warning lamp	1	TA1 E57 000022	amber	yes
Front fog lamps	Not fitted			
Rear fog lamps	Not fitted			

Zoomlion Agriculture Machinery Co., Ltd.	Information Document No. ZOOMLION RN-167-00 Part I	Page 16
		Date: 25/03/2025
		Update:

Reversing lamps	Not fitted
Parking lamps	Not fitted
End-outline marker lamps	Not fitted
Warning light(s) for trailer direction indicator lamps	Together with the one of the tractor

21.2.	A diagram of the lighting and signalling installation as a whole, showing the position of the various devices on the vehicle	See Photos ZOOMLION RN-167-00-A11 See drawings ZOOMLION RN-167-00-B10
21.3.	Dimensioned sketches of the exterior of the vehicle showing the location of the lighting and light-signalling devices, number and colour of lights	See Photos ZOOMLION RN-167-00-A11 See drawings ZOOMLION RN-167-00-B10
21.4.	For every lamp and reflector, supply the following information	
21.4.1.	Drawing showing the extent of the illuminating surface	See the relevant lamp certificate
21.4.2.	Method used to define the apparent surface	See the relevant lamp certificate
21.4.3.	Axis of reference and centre of reference	See the relevant lamp certificate
21.4.4.	Method of operation of concealable lamps	Not applicable
21.5.	Description/drawing and type of headlamp levelling device (e.g. automatic, stepwise manually adjustable, continuously manually adjustable)	Not applicable
21.5.1.	Control device	Not applicable
21.5.2.	Reference marks	Not applicable
21.5.3.	Marks assigned for loading conditions	Not applicable
21.6.	For R- and S-category vehicles, description of the power connection for lighting and light- signalling devices	Not applicable
21.7.	Brief description of the electrical and/or electronic components used in the lighting system and in the light-signalling system	See drawings ZOOMLION RN-167-00-B14
22.	VEHICLE OCCUPANT PROTECTION, INCLUDING INTERIOR FITTINGS AND OTHER WEATHER PROTECTION ARRANGEMENTS	
22.1.	Bodywork	
22.1.1.	Materials used and methods of construction	Steel, cast iron, plastic
22.2.	Burning rate of cab material	
22.2.1.	Burning rate not exceeding the maximum rate of 150 mm/min in accordance with the requirements under ISO 3795:1989 (Road vehicles, and tractors and machinery for agriculture and forestry — Determination of burning behaviour of interior materials) with the relevant documentation included in the information document	Yes/ no
22.3.	Interior protection for occupants	
22.3.1.	Photographs, drawings and/or an exploded view of the interior fittings, showing the parts in the passenger compartment and the materials used (with the exception of interior rear view mirrors), arrangement of controls, seats and their rear parts, head restraints, roof and opening roof, doors and window winders and other non-specified fittings	See Photos ZOOMLION RN-167-00-A12 See drawings ZOOMLION RN-167-00-B26
22.3.2.	For vehicles equipped with steering wheel and bench seats or bucket seats in more than one row, environment of the rear passenger seats, if fitted, complying with Annex XVII to Commission Delegated Regulation (EU) No 3/2014	Not applicable

Zoomlion Agriculture Machinery Co., Ltd.	Information Document No. ZOOMILION RN-167-00 Part I	Page 17
		Date: 25/03/2025
		Update:

22.4.	Head restraint(s)	
22.4.1.	Provided	Yes /no
22.4.2.	Requirements under UNECE Regulation 25 (OJ L 215, 14.8.2010, p. 1) are met with the relevant documentation included in the information document	Not applicable
22.4.3.	Type: integrated/detachable/separate	Not applicable
22.4.4.	Detailed description of the head restraint, specifying in particular the nature of the padding material or materials and, where applicable, the position and specifications of the braces and anchorage pieces for the type of seat for which approval is sought	Not applicable
22.4.5.	In the case of a 'separate' head restraint	Not applicable
22.4.5.1.	Detailed description of the structural zone to which the head restraint is intended to be fixed	Not applicable
22.4.5.2.	Scale drawings of the significant parts of the structure and the head restraint	Not applicable
22.5.	Foot rests	Not applicable
22.5.1.	Photographs and/or drawings of the operating space showing the true, effective number, location and dimensions of the footrests	Not applicable
22.6.	Other weather protection arrangements	Not applicable
22.6.1.	Description (Including photographs and drawings)	Not applicable
22.6.2.	Internal and external dimensions	Not applicable
23.	VEHICLE EXTERIOR AND ACCESSORIES	
23.1.	General arrangement (drawing or photographs accompanied if necessary by dimensional details and/or text) indicating the position of the attached sections and views, of any parts of the exterior surface which can be regarded as critical for external projections, for example, and where relevant: bumpers, floor line, door and window pillars, air-intake grilles, radiator grille, windscreen wipers, rain gutter channels, handles, slide rails, flaps, door hinges and locks, hooks, eyes, winches, decorative trim, badges, emblems and recesses and any other parts of the exterior surface which can be regarded as critical with regard to the risk or seriousness of bodily injury to a person hit by the external surface or brushing against it in the event of a collision (e.g. lighting equipment)	See photo ZOOMLION RN-167-00-A13 See drawings ZOOMLION RN-167-00-B2 The external surfaces on each side of the vehicle do not exhibit, directed outwards. No exterior parts likely to catch on pedestrians, cyclists or motor cyclists.
23.2.	A detailed description, including photographs and/or drawings, of the vehicle with respect to the structure, the dimensions, the relevant reference lines and the constituent materials of the frontal part of the vehicle (interior and exterior), including detail of any active pedestrian protection system installed	See photo ZOOMLION RN-167-00-A13 See drawings ZOOMLION RN-167-00-B2
23.3.	Drawing of the floor line	See drawing ZOOMLION RN-167-00-B33
24.	ELECTRO-MAGNETIC COMPATIBILITY (EMC)	
24.1.	Schedule describing all projected combinations of relevant vehicle electrical/electronic systems or ESAs, body styles, variations in body material, general wiring arrangements, engine variations, left-hand/right-hand drive versions and wheelbase versions	See drawings ZOOMLION RN-167-00-B14/B15
24.2.	Requirements under UNECE Regulation No 10 (OJ L 254, 20.9.2012, p. 1) are met with the relevant documentation included in the information document	Yes/ no

Zoomlion Agriculture Machinery Co., Ltd.	Information Document No. ZOOMILION RN-167-00 Part I	Page 18
		Date: 25/03/2025
		Update:

24.3.	Requirements under ISO 14982:1998 are met with relevant documentation included in the information document	Yes /no
24.4.	Alternatively to entry 24.2 or entry 24.3, provide the following information	See entry 24.2
24.4.1.	Description and drawings/photographs of the shapes and constituent materials of the part of the body forming the engine compartment and adjacent parts of the passenger compartment	Not applicable
24.4.2.	Drawings or photographs of the position of the metal components housed in the engine compartment (e.g. heating appliances, spare wheel, air filter, steering mechanism, etc.)	Not applicable
24.4.3.	Table or drawing of radio-interference control equipment	Not applicable
24.4.4.	Particulars of the nominal value of the direct-current resistance, and, in the case of resistive ignition cables, of their nominal resistance per metre	Not applicable
25.	AUDIBLE WARNING DEVICE(S)	
25.1.	Component type-approval for an audible warning device granted according to the requirements for N-category vehicles in the UNECE Regulation No 28 (OJ L 323, 6.12.2011, p. 33), with relevant documentation included in the information document	Yes/ no
25.2.	Summary description of device(s) used	Electro-magnetic horn with resonator disk Make: FIAMM Type: 2540003 Type approval mark: E3*28R06/00*7075*00
25.3	Drawing(s) showing the location of the audible warning device(s) in relation to the structure of the vehicle	See photo ZOOMLION RN-167-00-A14 See drawing ZOOMLION RN-167-00-B32
25.4.	Details of the method of attachment, including the part of the vehicle structure to which the audible warning device(s) is (are) attached	See photo ZOOMLION RN-167-00-A14 Bolt connection
25.5.	Electrical/pneumatic circuit diagram	See drawing ZOOMLION RN-167-00-B14
25.5.1.	Voltage: AC/DC	DC
25.5.2.	Rated voltage or pressure	12V
25.6.	Drawing of the mounting device	See drawing ZOOMLION RN-167-00-B32
26.	HEATING SYSTEM AND AIR-CONDITIONING	
26.1.	Heating system tested in accordance with section 8 of ISO 14269-2:1997 (Tractors and selfpropelled machines for agriculture and forestry — Operator enclosure environment — Part 2: Heating, ventilation and air-conditioning test method and performance) and test reports are included in the information document	Yes/ no / not applicable
26.2.	Air-conditioning system tested in accordance with section 9 of ISO 14269-2:1997 (Tractors and self-propelled machines for agriculture and forestry — Operator enclosure environment — Part 2: Heating, ventilation and air-conditioning test method and performance) and test reports are included in the information document:	Yes/ no / not applicable
26.3.	Alternatively to entries 26.1 to 26.2, requirements under UNECE Regulation 122 (OJ L 164, 30.6.2010, p. 231) for vehicles of for N-category are met with the relevant documentation included in the information document:	Yes / no / not applicable
26.4.	Heating system	

Zoomlion Agriculture Machinery Co., Ltd.	Information Document No. ZOOMILION RN-167-00 Part I	Page 19
		Date: 25/03/2025
		Update:

26.4.1.	Overall drawing of the heating system giving its location on the vehicle (and the arrangement of the sound damping devices (including the position of the heat exchange points)):	See drawing ZOOMLION RN-167-00-B11
26.4.2.	Overall drawing of the heat-exchanger used in systems utilising the heat from the exhaust gases, or of the parts where that exchange takes place (in the case of heating systems using the heat provided by the engine cooling air)	See drawing ZOOMLION RN-167-00- B11
26.4.3.	Sectional drawing of the heat-exchanger or parts where heat exchange takes place, together with a statement of the wall thickness, of the materials used and the characteristics of their surface	See drawing ZOOMLION RN-167-00- B11
26.4.4.	Specifications regarding the method of manufacture and technical data relating to other major components of the heating system, such as the fan	See drawing ZOOMLION RN-167-00- B11
26.5.	Air-conditioning	
26.5.1.	Brief description and schematic drawing of air-conditioning and its control system	See drawing ZOOMLION RN-167-00- B11
26.5.2.	Gas used as refrigerant in the air-conditioning system	R1234yf
27.	DEVICES TO PREVENT UNAUTHORISED USE	
27.1.	For T- and C-category vehicles	
27.1.1.	Requirements under UNECE Regulation 62 (OJ L 89, 27.3.2013, p. 37) are met with the relevant documentation included in the information document	Yes/no /not applicable
27.1.2.	Relevant requirements as prescribed for N2-category vehicles in points 2, 5 except point 5.6, 6.2 and 6.3, under UNECE Regulation No 18 (OJ L 120, 13.5.2010, p. 29) are met with the relevant documentation included in the information document	Yes/no /not applicable
27.1.3.	Alternatively to entry 27.1.1 or entry 27.1.2, provide the following information	
27.1.3.1.	Detailed description, including photographs or drawings, of the protective device(s) and of the vehicle parts involved in its installation	A start switch with a removable key and a lockable cab See photo ZOOMLION RN-167-00-A15 See drawings ZOOMLION RN-167-00-B2 See declaration ZOOMLION RN-167-00-C3
27.1.3.2.	List of the main components comprising the protective device(s)	A start switch with a removable key and a lockable cab See photo ZOOMLION RN-167-00-A15 See drawing ZOOMLION RN-167-00-B2 See declaration ZOOMLION RN-167-00-C3
27.2.	For R- and S-category vehicles	
27.2.1.	Detailed description, including photographs or drawings, of the protective device(s) and of the vehicle parts involved in its installation	Not applicable
27.2.1.1.	List of the main components comprising the protective device(s)	Not applicable
28.	REGISTRATION PLATE(S) SPACE	
28.1.	Location of registration plate(s) (indicate variants where necessary; drawings may be used as appropriate)	
28.1.1.	Height above road surface, upper edge	1688 mm
28.1.2.	Height above road surface, lower edge:	1478 mm
28.1.3.	Distance of the centre line from the longitudinal median plane of the vehicle	383 mm
28.1.4.	Dimensions (length × width)	290 mm×210 mm

Zoomlion Agriculture Machinery Co., Ltd.	Information Document No. ZOOMLION RN-167-00 Part I	Page 20
		Date: 25/03/2025
		Update:

- 28.1.5. Inclination of the plane to the vertical 0 deg.
28.1.6. Angle of visibility in the horizontal plane 180 deg.

29. BALLAST MASSES

- 29.1. Detailed technical description (including photographs or drawings with dimensions) of the ballast masses and how they are mounted on the tractor See drawings ZOOMLION RN-167-00-B12/B13

- 29.2. Number of sets of ballast masses

- 29.2.1. Number of components on each set

Sets	Number		Mass (kg)		Total mass (kg)
	Front	Rear	Front	Rear	
1	0	0	0	0	0
2	0	4	0	180	180
3	2	0	100	0	100
4	2	4	100	180	280
5	4	0	200	0	200
6	4	4	200	180	380
7	6	0	300	0	300
8	6	4	300	180	480
9	8	0	400	0	400
10	8	4	400	180	580

- 29.3. Mass of the components on each set

See 29.2

- 29.3.1. Total mass of each set

See 29.2

- 29.4. Total mass of ballast masses

580 kg

- 29.4.1. Distribution of these masses among the axles

Front axle	Rear axle
540 kg	40 kg

- 29.5. Material(s) and method of construction

Cast iron

30. SAFETY OF ELECTRICAL SYSTEMS

- 30.1. Brief description of the power circuit components installation and drawings/photographs showing the location of the power circuit components installation See drawings ZOOMLION RN-167-00-B14

- 30.2. Schematic diagram of all electrical functions included in power circuit See drawings ZOOMLION RN-167-00-B14

- 30.3. Working voltage(s) (V) 12 V

- 30.4. Description of protection against electric-shocks The frame is grounding and have fuse to protect against electric-shocks.

- 30.5. Fuse and/or circuit breaker Yes/~~no~~/~~optional~~

- 30.5.1. Diagram showing the functional range See drawings ZOOMLION RN-167-00-B14

- 30.6. Configuration of power wiring harness See drawings ZOOMLION RN-167-00-B14

- 30.7. Generator

- 30.7.1. Type Alternator

- 30.7.2. Rated power 1400 VA

- 30.8. All-electric vehicles Not applicable

- 30.8.1. For all-electric T2-, T3-, C2- or C3-category vehicles, requirements of Annex IV to Commission Delegated Regulation (EU) No 3/2014 are met, with relevant documentation included in the information document: Not applicable

yes/no/as far as practicable (if as far as practicable, specify:)

- 30.9. Battery isolator

- 30.9.1. Disconnection of the battery by ~~Electronic system/ignition key/common tool/switch/other-~~
(if other, specify:)

31. FUEL TANK(S)

- 31.1. Drawing and technical description of the tank(s) with connections and lines of the breathing and venting system, locks, valves, fastening devices See drawings ZOOMLION RN-167-00-B16/B17

Zoomlion Agriculture Machinery Co., Ltd.	Information Document No. ZOOMILION RN-167-00 Part I	Page 21
		Date: 25/03/2025
		Update:

31.2.	Drawing clearly showing the position of the tank(s) in the vehicle	See Photos ZOOMLION RN-167-00-A16
31.3.	Drawing of the heat shield between tank and exhaust device	Not applicable The fuel tank located in the left side and not in the same side of exhaust device.
31.4.	Main fuel tank(s)	
31.4.1.	Maximum capacity	200 L
31.4.2.	Materials used	LLDPE (Linear low-density polyethylene)
31.4.3.	Fuel tank inlet	Restricted orifice/label
31.4.4.	Measure(s) for charge dissipation (if any)	Not applicable
31.5.	Reserve fuel tank(s)	Not fitted
31.5.1.	Maximum capacity	Not applicable
31.5.2.	Materials used	Not applicable
31.5.3.	Fuel tank inlet: restricted orifice/label	Not applicable
31.5.4.	Measure(s) for charge dissipation (if any)	Not applicable
32.	LATERAL AND REAR PROTECTION	Not fitted
32.1.	Lateral protection	Not applicable
32.1.1.	Presence: yes/no/incomplete	Not applicable
32.1.2.	Drawing of the vehicle parts relevant to the lateral protection, i.e. drawing of the vehicle and/or chassis with position and mounting of the axle(s), drawing of the mountings and/or the fittings of lateral protection device(s). If the lateral protection is achieved without lateral protection device(s) the drawing shall clearly show that the required dimensions are met	Not applicable
32.1.3.	Drawing of the floor line at the vehicle lateral	Not applicable
32.1.4.	Drawings of the necessary sections through the external surface to measure the height (H) of the external surface projections in accordance with Appendix 1 to Annex XXVII to Commission Delegated Regulation (EU) 2015/208:	Not applicable
32.1.5.	In the case of lateral protection device(s), full description and/or drawing of such device(s) (including mountings and fittings) or its/their component type-approval number(s)	Not applicable
32.1.5.1.	Materials used	Not applicable
32.1.5.2.	Complete details of fittings required and full instructions, including torque requirements, for fitting	Not applicable
32.1.6.	Requirements under points 2 and 3 and Parts I, II and III of UNECE Regulation No 73 (OJ L 122, 8.5.2012, p. 1) are met with relevant documentation included in the information document: yes/no	Not applicable
32.2.	Rear protective structure	Not applicable
32.2.1.	Presence: yes/no/incomplete	Not applicable
32.2.2.	Drawing of the vehicle parts relevant to the rear protective structure, i.e. drawing of the vehicle and/or chassis with position and mounting of the widest rear axle, drawing of the mounting and/or fitting of the rear protective structure. If the rear protective structure is not a special device, the drawing shall clearly show that the required dimensions are met	Not applicable
32.2.3.	Drawing of the floor line at the vehicle rear end:	Not applicable
32.2.4.	In case of a special device, full description and/or drawing of the rear protective structure (including	Not applicable

Zoomlion Agriculture Machinery Co., Ltd.	Information Document No. ZOOMILION RN-167-00 Part I	Page 22
		Date: 25/03/2025
		Update:

mountings and fittings), or, if approved as separate technical unit, type-approval number

32.2.4.1.	Materials used	Not applicable
32.2.4.2.	Complete details of fittings required and full instructions, including torque requirements, for fitting	Not applicable
33.	LOAD PLATFORM(S)	Not fitted
33.1.	Load platform(s) dimensions	Not applicable
33.1.1.	Length of the load platform(s)	Not applicable
33.1.2.	Width of load platform(s)	Not applicable
33.1.3.	Height of load platform(s) above the ground	Not applicable
33.2.	Safe load carrying capacity of load platform(s) declared by manufacturer	Not applicable
33.2.1.	Distribution of this (these) load(s) among the axles	Not applicable
33.3.	For T- and C-category vehicles, detachable platform(s): yes/no/optional	Not applicable
33.3.1.	Description of the devices for attachment to the vehicle:	Not applicable
33.4.	Stability of the load platform	Not applicable
33.4.1.	Position of centre of gravity of the platform(s) in the longitudinal, transverse and vertical direction	Not applicable
33.4.2.	For vehicles with multiple load platforms, position of the centre of gravity of the vehicle with loaded platform(s) and without driver in the longitudinal, transverse and vertical direction	Not applicable
34.	FRONT TOWING DEVICE (T-AND C-CATEGORY VEHICLES)	
34.1.	Dimensioned drawing of the front towing device and of the securing device	See drawing ZOOMLION RN-167-00-B18
34.2.	For vehicles equipped with a maximum technically permissible mass not exceeding 2 000 kg, requirements of Commission (EU) Regulation No 1005/2010 (OJ L 291, 9.11.2010, p.36) are met, with the relevant documentation included in the information document	Not applicable
35.	TYRES	
35.1.	Type-approved in accordance with Annex XXX to Commission Delegated Regulation (EU) 2015/208	Yes/no /not applicable
35.2.	Type-approved in accordance with Regulation (EC) No 661/2009 of the European Parliament and of the Council (OJ L 200, 31.7.2009, p.1)	Yes/no /not applicable
35.3.	Approved in accordance with UNECE Regulation No 106 (OJ L 257, 30.9.2010, p. 231)	Yes/no /not applicable
35.4.	Approved in accordance with UNECE Regulation No 30 (OJ L 307, 23.11.2011, p.1)	Yes/no /not applicable
35.5.	Approved in accordance with UNECE Regulation No 54 (OJ L 307, 23.11.2011, p.2)	Yes/no /not applicable
35.6.	Approved in accordance with UNECE Regulation No 75 (OJ L 84, 30.3.2011, p.46)	Yes/no /not applicable
35.7.	Approved in accordance with UNECE Regulation No 117 (OJ L 307, 23.11.2011, p. 3)	Yes/no /not applicable
36.	SPRAY-SUPPRESSION SYSTEM	
36.1.	Wheel guards	
36.1.1	Vehicle fitted with wheel guards	Yes/no
36.1.2	Brief description of the vehicle with regard to its wheel guards	Installed on all wheels

Zoomlion Agriculture Machinery Co., Ltd.	Information Document No. ZOOMLION RN-167-00 Part I	Page 23
		Date: 25/03/2025
		Update:

36.1.3	Detailed drawings of the wheel guards and their position on the vehicle showing the dimensions and taking account of the extremes of tyre/wheel combinations	See drawing ZOOMLION RN-167-00-B19
36.2.	Other spray-suppression devices	
36.2.1.	Presence	Yes /no/ incomplete
36.2.2.	Brief description of the vehicle with regard to its spray-suppression system and the constituent components	Not applicable
36.2.3.	Detailed drawings of the spray-suppression system and its position on the vehicle showing the dimensions and taking account of the extremes of tyre/wheel combinations	Not applicable
37.	CRAWLER UNDERCARRIAGE (provide also entry 4.1.2.3)	
37.1.	Photographs and dimensioned drawings of the arrangement of the crawler undercarriage and its installation on the vehicle (including the elements inside of track belts to ensure that the track belt is guided over the rollers and the track pattern in the outside):	Not applicable
37.2.	Type of material in contact with the surface: rubber tracks/steel tracks/rubber pads on the track shoes	Not applicable
37.3.	Metallic tracks	Not applicable
37.3.1.	Number of track rollers directly transferring load onto the road surface (N_R)	Not applicable
37.3.2.	Outer surface area of each pad (AP): ... mm ²	Not applicable
37.4.	Rubber tracks	Not applicable
37.4. 1.	Total surface area of rubber lugs in contact with the road (AL): ... mm ²	Not applicable
37.4. 2.	Percentage of lug area versus the total surface of the belt	Not applicable
38.	MECHANICAL COUPLING	
38.1.	Photographs and dimensional drawings of the mechanical coupling, its installation on the vehicle and its coupling with the device installed on the towed vehicle	See photo ZOOMLION RN-167-00-A17 See drawings ZOOMLION RN-167-00-B20
38.1.1.	Rear mechanical coupling	Yes /no
38.1.2.	Front coupling device (for R- and S-category vehicles)	Yes /no
38.2.	Short technical description of the mechanical coupling specifying the type of construction and the material used	
38.2.1.	Rear mechanical coupling	Drawbar and no-swivel clevis
38.2.2.	Front coupling device (for R- and S-category vehicles)	Yes /no/not applicable

Zoomlion Agriculture Machinery Co., Ltd.	Information Document No. ZOOMLION RN-167-00 Part I	Page 24
		Date: 25/03/2025
		Update:

38.3. Rear mechanical coupling

Type (according to Appendix 1 to Annex XXXIV to Commission Delegated Regulation (EU) 2015/208)			Drawbar	Clevis
Make			ZOOMLION	ZOOMLION
Manufacturer's type designation			015713035QAA20000	015713035QAA10000
(EU) type-approval mark or number			e49*2015/208*2018/829NS*1006*00	e49*2015/208*2018/829NS*1004*00
Maximum horizontal load / D-Value			Not applicable	Not applicable
Towable mass (T)			8 tones	10 tones
Maximum permissible vertical load on the coupling			0 kg	1000 kg
Position of coupling point	height above ground	minimum	530 mm	600 mm
		maximum	530 mm	780 mm
	distance from vertical plane passing through the axis of the rear axle	minimum	960 mm	795 mm
		maximum	960 mm	795 mm

- 38.4. Front coupling device (for R- and S-category vehicles) ~~Yes/no~~/not applicable
- 38.5. Description of the mechanical coupling: Fitted with two types mechanical coupling one clevis and one drawbar
- 38.6. Component type-approval for a mechanical coupling granted under UNECE Regulation No 55 (OJ L 227, 28.8.2010, p. 1), with relevant documentation included in the information document: ~~Yes/no~~/not applicable
- 39. THREE-POINT LIFTING MECHANISM**
- 39.1. Three-point lifting mechanism ~~Front mounted/rear mounted/both front and rear mounted/inexistent~~
- 39.2. Maximum towable mass 3000 kg
- 40. ADDITIONAL COUPLING POINTS**
- 40.1. Additional coupling points: ~~Yes/no~~/optional
- 40.2. Detailed technical description (including photographs or drawings) and main purpose(s) of the additional coupling points Not applicable
- 40.3. Maximum permissible vertical load on the additional coupling points Not applicable
- D. INFORMATION ON BRAKING PERFORMANCE**
- 41. SUSPENSION**
- 41.1. Brief description and schematic drawing of suspension and its control system for of each axle or group of axles or wheel See drawing ZOOMLION RN-167-00-B23
- 41.2. Drawing of the suspension arrangements See drawing ZOOMLION RN-167-00-B23
- 41.3. Level adjustment ~~Yes/no~~/optional
- 41.4. Brief description of the electrical/electronic components Not applicable
- 41.5. Air-suspension for driving axle(s) ~~Yes/no~~
- 41.5.1. Suspension of driving axle(s) equivalent to air-suspension Not applicable
- 41.5.2. Frequency and damping of the oscillation of the sprung mass Not applicable
- 41.6. Air-suspension for non-driving axle(s) ~~Yes/no~~

Zoomlion Agriculture Machinery Co., Ltd.	Information Document No. ZOOMILION RN-167-00 Part I	Page 25
		Date: 25/03/2025
		Update:

41.6.1.	Suspension of non-driving axle(s) equivalent to air-suspension	Yes /no
41.6.2.	Frequency and damping of the oscillation of the sprung mass	Not applicable
41.7.	Characteristics of the springing parts of the suspension (design, characteristics of the materials and dimensions)	Not applicable
41.8.	Vehicle equipped with hydro-pneumatic/hydraulic/pneumatic suspension	Yes /no
41.9.	Stabilisers	Yes /no/optional
41.10.	Shock absorbers	Yes /no/optional
41.11.	Other devices (if any)	Not applicable
42.	AXLE(S) AND TYRES	
42.1	Description (including photographs and drawings) of the axle(s)	See drawings ZOOMLION RN-167-00-B21/B22
42.2	Material(s) and method of construction	Cast steel, forging
42.3	Make (where appropriate)	Front axle: ZOOMLION Rear axle: ZOOMLION
42.4	Type (where appropriate)	Front axle: 23.T16X1-0005 Rear axle: 01641302400001X01
42.5	Maximum permissible mass supported by the axle(s)	Front axle: 2900 kg Rear axle: 4200 kg
42.6.	Axle(s) dimensions	
42.6.1.	Length	Front axle: 612 mm Rear axle: 508 mm
42.6.2.	Width	Front axle: 1933 mm Rear axle: 1694 mm
42.7	Braking connection to the axle(s)	Axial/radial/integrated/other
42.8.	Dimensions of the largest permissible tyres on braked axles	Front braked axle: 320/85R24 Rear braked axle: 420/85R34
42.8.1.	Nominal rolling circumference of the largest tyres on braked axles	Front braked axle: 3389 mm Rear braked axle: 4635 mm
42.8.2.	Dimensions of the largest permissible tyres on powered axles	Rear axle: 420/85R34
42.8.3.	Nominal rolling circumference of the of the largest tyres on powered axles	Rear axle: 4635 mm
43.	BRAKING	
43.1.	Brief description of the braking system(s) installed on the vehicle	Front axle: Brake caliper Rear axle: Wet type disc brake
43.2.	Specifications of the vehicle with respect to the control circuits of the pneumatic, hydraulic and/or electric control lines of the braking system(s) and a list of the supported messages and parameters	Not applicable
43.4.	Braking system(s)	
43.4.1.	Description of the braking system(s) operation (including any electronic parts), electric block diagram, hydraulic or pneumatic circuit plan	See drawings ZOOMLION RN-167-00-B23
43.4.2.	Schematic drawing and operating sketch of the braking system(s)	See drawings ZOOMLION RN-167-00-B23
43.4.3.	List of braking-system components, properly identified	See drawings ZOOMLION RN-167-00-B23
43.4.4.	Technical explanation on the calculation for the braking system(s) (determination of the ratio of the	See drawings ZOOMLION RN-167-00-B23

Zoomlion Agriculture Machinery Co., Ltd.	Information Document No. ZOOMILION RN-167-00 Part I	Page 26
		Date: 25/03/2025
		Update:

	total braking forces at the circumference of the wheels to the force applied to the braking control)	
43.4.5.	External energy source(s) (if any) (characteristics, capacity of energy reservoirs, maximum and minimum pressure, pressure gauge and minimum-pressure warning device on the dashboard, vacuum reservoirs and supply valve, supply compressors, compliance with provisions regarding pressure equipment)	Not applicable
43.4.6.	Electronic braking system	Yes /no/optional
43.4.7.	Type-I test report number(s), in accordance with Annex VII to Commission Delegated Regulation (EU) 2015/68 (if applicable)	Yes /no/optional
43.5.	Braking transmission (on towing vehicle)	
43.5.1.	Braking transmission of the service braking system on towing vehicle	Mechanical / pneumatic / hydraulic / hydrostatic / without power assistance / power-assisted / fully powered – transmission
43.5.2.	Transmission technology	Pneumatic/hydraulic/both pneumatic and hydraulic
43.5.3.	Locking of left and right braking controls	Yes/ no
43.6.	Towed vehicle braking devices(on towing vehicle)	
43.6.1.	Towed vehicle braking control system technology	Hydraulic/pneumatic/electric/none
43.6.2.	Description of the connectors, couplings and safety devices (including drawings, sketches and the identification of any electronic parts)	See drawing ZOOMLION RN-167-00-B24
43.6.2.1.	Pneumatic connection type	Two lines/ none
43.6.2.1.1.	Pneumatic supply pressure (two lines)	800 kPa
43.6.2.1.2.	Electrical control line	Yes /no
43.6.2.2.	Hydraulic connection type: Single line / two lines / none	Not applicable
43.6.2.2.1.	Hydraulic supply pressure: Single line: ... kPa Two lines: ... kPa	Not applicable
43.6.2.2.2.	Presence of ISO 7638:2003 connector	Yes /no
43.7.	Towed vehicle braking devices (on towed vehicle)	Not applicable
43.7.1.	Towed vehicle braking control system technology: hydraulic/pneumatic/electric/inertia/none	Not applicable
43.7.2.	Towed vehicle-brake actuating device: drum/disc/other	Not applicable
43.7.2.1.	Description and characteristics	Not applicable
43.7.3.	Description of the connectors, couplings and safety devices (including drawings, sketches and the identification of any electronic parts)	Not applicable
43.7.3.1.	Pneumatic connection type: two lines/none	Not applicable
43.7.3.1.1.	Electrical control line: yes/no	Not applicable
43.7.3.2.	Hydraulic connection type: two lines / none	Not applicable
43.7.3.2.1.	Presence of ISO 7638:2003 connector: yes/no	Not applicable
43.A.	TOWED VEHICLE AXLE AND BRAKE INFORMATION DOCUMENT WITH RESPECT TO THE ALTERNATIVE TYPE I AND TYPE III PROCEDURE	Not applicable
E.	INFORMATION ON VEHICLE CONSTRUCTION	
44.	CONFORMITY OF PRODUCTION	
44. 1.	Description of overall quality-assurance management systems	The factory has the overall quality-assurance management system according to ISO 9001:2008.
45.	ACCESS TO VEHICLE ON BOARD DIAGNOSTIC (OBD) AND VEHICLE REPAIR AND MAINTENANCE INFORMATION	
45.1.	Address of principal website for access to vehicle repair and maintenance information	http://www.myzoomlion.com

Zoomlion Agriculture Machinery Co., Ltd.	Information Document No. ZOOMILION RN-167-00 Part I	Page 27
		Date: 25/03/2025
		Update:

45.2.	In the case of multi-stage type-approval, address of principal website for access to vehicle repair and maintenance information from manufacturer(s) at previous stage(s):	Not applicable
45.3.	Relevant information to enable the development of replacement components which are critical to the correct functioning of the OBD system provided	Yes/ no
45.4.	Annual worldwide production of a type	Not applicable (Not small volume manufacturer)
45.5.	Proof(s) of compliance that vehicle repair and maintenance information is provided using only open text and graphic formats or formats which can be viewed and printed using only standard software plug-ins that are freely available, easy to install, and which run with computer operating systems commonly in use.	All of the information is available on the internet.
45.5.1.	Keywords in the metadata conform to ISO 15031-2:2010 (Road vehicles — Communication between vehicle and external equipment for emissions-related diagnostics — Part 2: Guidance on terms, definitions, abbreviations and acronyms)	Yes/ no
45.6.	Reprogramming of control units in accordance with point 2.5 of Appendix 1 to Annex V to Commission Delegated Regulation (EU) No 1322/2014	
45.6.1.	Reprogramming of control units conducted in accordance with	SAE J2534 / TMC RP1240 / other non-proprietary software (if other non-proprietary software, specify)
45.6.1.1.	Proprietary software	Yes/ no
45.6.1.2.	ISO 22900-2 (Road vehicles — Modular vehicle communication interface (MVCI) — Part 2: Diagnostic protocol data unit application programming interface (D-PDU API))	Yes/ no
45.6.1.3.	SAE J2534 (Recommended practice for pass-thru vehicle programming)	Yes /no
45.6.1.4.	TMC RP1210 (API)	Yes /no
45.6.1.5.	Other non-proprietary software	Yes /no (if other non-proprietary software, specify)
45.6.2.	Compatibility validation of manufacturer-specific application and vehicle communication interfaces (VCIs) is made by	Independently developed VCIs / loan of special hardware
45.6.3.	In-vehicle communication and communication between ECUs and diagnostic service according to standard	
45.6.3.1.	SAE J1939-13 (Serial control and communications vehicle network)	Yes/ no
45.6.3.2.	ISO 11783-2 (Tractors and machinery for agriculture and forestry – Serial control and communications data network)	Yes /no
45.6.3.3.	ISO 15031-3 (Road vehicles – Communication between vehicle and external equipment for emissions-related diagnostics)	Yes/ no
45.6.3.4.	ISO 13400-4 (Road vehicles – Diagnostic communication over Internet Protocol (DoIP))	Yes /no
45.7.	Information required for the manufacture of diagnostic tools	
45.7.1.	The vehicle manufacturer uses diagnostic and test tools in accordance with ISO 22900-2:2009 (Road vehicles — Modular vehicle communication interface (MVCI) — Part 2: Diagnostic protocol data unit	Yes / no /not applicable (if not applicable: specify reasons)

Zoomlion Agriculture Machinery Co., Ltd.	Information Document No. ZOOMILION RN-167-00 Part I	Page 28
		Date: 25/03/2025
		Update:

application programming interface (D-PDU API)) and ISO 22901-2:2011 (Road vehicles — Open diagnostic data exchange (ODX) — Part 2: Emissions-related diagnostic data) in their franchised networks

45.7.2.	ODX files are accessible to independent operators via the manufacturer's website	Yes /no/ not applicable (if not applicable: specify reasons)
45.7.3.	Communication protocol information as laid down in point 1.1 of Appendix 2 to Annex V to Commission Delegated Regulation (EU) No 1322/2014 are made available through manufacturer's repair information websites	Yes /no/ not applicable (if not applicable: specify reasons.)
45.7.4.	Information required for the test and diagnosis of OBD monitored components as laid down in point 1.2 of Appendix 2 to Annex V to Commission Delegated Regulation (EU) No 1322/2014 is made available through manufacturer's repair information websites	Yes/ no / not applicable (if not applicable: specify reasons.)
45.7.5.	Data required to perform the repair as laid down in point 1.3 of Appendix 2 to Annex V to Commission Delegated Regulation (EU) No 1322/2014 are made available through manufacturer's repair information websites	Yes/ no / not applicable (if not applicable: specify reasons:)
45.8.	Repair and maintenance information of vehicle combinations	
45.8.1	The vehicle manufacturer recommends the combination of a type of tractor with a type of R or S category vehicle or vice versa	Yes /no
45.8.2.	Vehicles for which the combination is recommended:	Not applicable
45.8.2.1.	Make (trade name of manufacturer)	Not applicable
45.8.2.2.1.	Type	Not applicable
45.8.2.2.2.	Variant(s)	Not applicable
45.8.2.3.	Commercial name(s) (if available)	Not applicable
45.8.2.4.	Category, subcategory and speed index of the vehicle	Not applicable
45.8.3.	Vehicle OBD and vehicle repair and maintenance information related to the interconnectivity of both vehicles provided through a website set up jointly by several manufacturers or a consortium of manufacturers: yes/no	Not applicable
45.8.3.1.	Address of the website set up jointly by several manufacturers or a consortium of manufacturers	Not applicable
46.	ROLL-OVER PROTECTIVE STRUCTURE (ROPS)	
46.1.	Equipment of ROPS	See entry 46.7.
46.2.	ROPS by cab/by frame/by roll bar(s) mounted at-front/rear	See entry 46.7.
46.2.1.	In the case of roll bar: fold-down/not fold down	See entry 46.7.
46.2.2.	In the case of foldable roll bar	See entry 46.7.
46.2.2.1.	Folding operation	See entry 46.7.
46.2.2.2.	In case of non-assisted or partially assisted folding operation	See entry 46.7.
46.2.2.2.1.	Hand-operated foldable ROPS: with tools/ without tools	See entry 46.7.
46.2.2.2.2.	Photographs and detailed technical drawings showing the grasping area and a lateral and top view of the accessible zones. Dimensions and maximum forces for actuating the ROPS must figure on the drawings	See entry 46.7.

Zoomlion Agriculture Machinery Co., Ltd.	Information Document No. ZOOMILION RN-167-00 Part I	Page 29
		Date: 25/03/2025
		Update:

46.2.2.3.	In case of partially assisted or fully assisted folding operation, brief description of the assistance devices as well as of their control devices, if any, and their location	See entry 46.7.
46.2.2.4.	Locking mechanism: manual/automatic	See entry 46.7.
46.2.2.4.1.	For manual locking mechanisms, brief description of the locking mechanism and of its ergonomic design to avoid pinching or shearing hazards and to limit the force required for its operation	See entry 46.7.
46.2.2.4.2.	For automatic locking mechanisms	See entry 46.7.
46.2.2.4.2.1.	Brief description of the locking mechanism, its control devices, if any, and their location	See entry 46.7.
46.2.2.4.2.2.	Manufacturers' certificate set out in Note 2 of point 5.5. of Part B3 of Annex IX to Commission Delegated Regulation (EU) No 1322/2014	See entry 46.7.
46.3.	Photographs and detailed technical drawings showing the position of the ROPS, position of the seat index point (SIP), the details of mountings and position of the front part of the tractor capable of supporting the tractor when overturned (if necessary) etc. (in the case of frontmounted foldable ROPS, show the grasping area and a lateral and top view of the accessible zones). The main dimensions must figure on the drawings, including external dimensions of tractor with protective structure fitted and main interior dimensions	See entry 46.7.
46.4.	Brief description of the protective structure, comprising	See entry 46.7.
46.4.1.	Type of construction	See entry 46.7.
46.4.2.	Details of mountings	See entry 46.7.
46.4.3.	Details of the front part of the tractor capable of supporting the tractor when overturned (if necessary)	See entry 46.7.
46.4.4.	Additional frame	See entry 46.7.
46.5.	Dimensions	See entry 46.7.
46.5.1.	Height of roof members above the seat index point (SIP): ...mm	See entry 46.7.
46.5.2.	Height of roof members above the tractor footplate ... mm	See entry 46.7.
46.5.3.	Interior width of the protective structure vertically above the seat index point at the level of centre of the steering wheel: ... mm	See entry 46.7.
46.5.4.	Distance from the centre of the steering wheel to the right-hand side of the protective structure: ... mm	See entry 46.7.
46.5.5.	Distance from the centre of the steering wheel to the left-hand side of the protective structure: ... mm	See entry 46.7.
46.5.6.	Minimum distance from the steering wheel rim to the protective structure: ... mm	See entry 46.7.
46.5.7.	Horizontal distance from the seat index point to the rear of the protective structure above the seat index point: ... mm	See entry 46.7.
46.5.8	Position (with reference to the rear axle) of the front part of the tractor capable of supporting the tractor when overturned (if necessary)	See entry 46.7.
46.5.8.1.	Horizontal distance: ... mm	See entry 46.7.
46.5.8.2.	Vertical distance: ... mm	See entry 46.7.
46.6.	Details of materials used in the construction of the protective structure and specifications of steels used	See entry 46.7.

Zoomlion Agriculture Machinery Co., Ltd.	Information Document No. ZOOMILION RN-167-00 Part I	Page 30
		Date: 25/03/2025
		Update:

46.6.1.	Main frame (parts — material — sizes):	See entry 46.7.
46.6.2.	Mountings (parts — material — sizes):	See entry 46.7.
46.6.3.	Assembly and mounting bolts (parts — sizes)	See entry 46.7.
46.6.4.	Roof (parts — material — sizes)	See entry 46.7.
46.6.5.	Cladding (if equipped) (parts — material — sizes)	See entry 46.7.
46.6.6.	Glass (if equipped) (parts — material — sizes)	See entry 46.7.
46.6.7.	Front part of the tractor capable of supporting the tractor when overturned (if necessary) (parts — material — sizes)	See entry 46.7.
46.7.	Alternatively to entries 46.1 to 46.6.7, provide the following information	
46.7.1.	Complete test report issued on the basis of the OECD standard Code for the official testing of protective structures on agricultural and forestry tractors (dynamic test), OECD Code 3, Edition 2015 of July 2014, is provided with relevant documentation included in the information document	Yes /no/not applicable
46.7.2.	Complete test report issued on the basis of the OECD standard Code for the official testing of protective structures on agricultural and forestry track-laying tractors, OECD Code 8, Edition 2015 of July 2014, is provided with relevant documentation included in the information document:	Yes /no/not applicable
46.7.3.	Complete test report issued on the basis of the OECD standard Code for the official testing of protective structures on agricultural and forestry tractors (static test), OECD Code 4, Edition 2015 of July 2014, is provided with relevant documentation included in the information document	Yes /no/not applicable
46.7.4.	Complete test report issued on the basis of the OECD standard Code for the official testing of front mounted roll-over protective structures on narrow-track wheeled agricultural and forestry tractors, OECD Code 6, Edition 2015 of July 2014, is provided with relevant documentation included in the information document:	Yes /no/not applicable
46.7.5.	Complete test report issued on the basis of the OECD standard Code for the official testing of rear mounted roll-over protective structures on narrow-track wheeled agricultural and forestry tractors, OECD Code 7, Edition 2015 of July 2014, is provided with relevant documentation included in the information document:	Yes /no/not applicable
47.	FALLING OBJECT PROTECTIVE STRUCTURES (FOPS)	
47.1.	T- and C-category vehicles equipped for forestry applications	
47.1.1.	Requirements under standard ISO 8083:2006 (Machinery for forestry — Falling-object protective structures (FOPS) — Laboratory tests and performance requirements) level I/level II on FOPS are met with relevant documentation included in the information document:	Yes /no
47.2.	All other T- and C-category vehicles fitted with FOPS	
47.2.1.	Photographs and detailed technical drawings showing the position of the FOPS, position of the seat index point (SIP), etc. The main dimensions must figure on the drawings, including external dimensions of tractor	Not applicable

Zoomlion Agriculture Machinery Co., Ltd.	Information Document No. ZOOMILION RN-167-00 Part I	Page 31
		Date: 25/03/2025
		Update:

with protective structure fitted and main interior dimensions

47.2.2.	Brief description of the protective structure, comprising:	Not applicable
47.2.2.1.	Type of construction	Not applicable
47.2.2.2.	Details of mountings	Not applicable
47.2.3.	Dimensions	Not applicable
47.2.3.1.	Height of roof members above the seat index point (SIP):...mm	Not applicable
47.2.3.2.	Height of roof members above the tractor footplate:...mm	Not applicable
47.2.3.3.	Overall height of the tractor with the protective structure fitted: ... mm	Not applicable
47.2.3.4.	Overall width of the protective structure (if mudguards are included, this is to be stated): ... mm	Not applicable
47.2.4.	Details of materials used in the construction of the protective structure and specifications of steels used	Not applicable
47.2.4.1.	Main frame (parts — material — sizes):	Not applicable
47.2.4.2.	Mountings (parts — material — sizes):	Not applicable
47.2.4.3.	Assembly and mounting bolts (parts — sizes):	Not applicable
47.2.4.4.	Roof (parts — material — sizes)	Not applicable
47.2.5.	Details of tractor manufacturer's reinforcements on original parts	Not applicable
47.2.6.	Alternatively to entries 47.2.1 to 47.2.5, a complete test report issued on the basis of the OECD standard Code for the official testing of falling object protective structures on agricultural and forestry tractors, OECD Code 10, Edition 2015 of July 2014 is provided with relevant documentation included in the information document	Yes/ no / not applicable
48.	DRIVER'S EXPOSURE TO NOISE LEVEL	
48.1.	T- or C-category (with rubber tracks) vehicles to be tested in accordance with Test method 1, in accordance with point 2 of Annex XIII to Commission Delegated Regulation (EU) No 1322/2014	Yes / no / not applicable
48.2.	T- or C-category (with rubber tracks) vehicles to be tested in accordance with Test method 2, in accordance with point 3 of Annex XIII to Commission Delegated Regulation (EU) No 1322/2014	Yes/ no / not applicable
48.3.	C-category vehicles with steel tracks to be tested on a layer of humid sand as specified by paragraph 5.3.2 of ISO 6395:2008 (Earth-moving machinery — Determination of sound power level — Dynamic test conditions): yes/no/not applicable	Yes / no / not applicable
48.4.	Alternatively to entries 48.1 to 48.3, a complete test report issued on the basis of the OECD standard Code for the official measurement of noise at the driving position(s) on agricultural and forestry tractors, OECD Code 5, Edition 2015 of July 2014, is provided with relevant documentation included in the information document	Yes / no / not applicable
49.	SEATING POSITIONS (SADDLES AND SEATS)	
49.1.	Seating position configuration	Seat/ saddle
49.2.	Coordinates or drawing of the Seat Reference point(s) (S) of all seating positions	See drawing ZOOMLION RN-167-00-B25

Zoomlion Agriculture Machinery Co., Ltd.	Information Document No. ZOOMLION RN-167-00 Part I	Page 32
		Date: 25/03/2025
		Update:

49.3.	Description and drawings of	
49.3.1.	The seats and their anchorages	See drawing ZOOMLION RN-167-00-B25
49.3.2.	The adjustment system	See drawing ZOOMLION RN-167-00-B25
49.3.3.	The displacement and locking systems	See drawing ZOOMLION RN-167-00-B25
49.3.4.	The seat-belt anchorages (if incorporated in the seat structure)	See drawing ZOOMLION RN-167-00-B25
49.3.5.	The parts of the vehicle used as anchorages	See drawing ZOOMLION RN-167-00-B25
49.4.	Driver's seat	
49.4.1.	Position of the driving seat	Left/right /centre
49.4.2.	Driver's seat type category	Category A class I/II/III, category B
49.4.3.	Reversible driving position	Yes /no
49.4.3.1.	Description of the reversible driving position	Not applicable
49.4.4.	Dimensions of the driving seat, including the depth and width of the seat surface, the position and inclination of the backrest, as well as the inclination of the seat surface	See photo ZOOMLION RN-167-00-A12.6 See drawing ZOOMLION RN-167-00-B25
49.4.5.	Main characteristics of the driving seat	
49.4.6.	Adjustment system	See drawing ZOOMLION RN-167-00-B25
49.4.7.	Displacement and locking system in the longitudinal and vertical directions	See drawing ZOOMLION RN-167-00-B25
49.4.7.1.	In the case of vehicles not equipped with an adjustable seat, indicate the displacement of the steering column and pedal(s)	Not applicable
49.5.	Passenger seat(s)	
49.5.1.	Number of passenger seats	Not fitted
49.5.2.	Location and arrangement	Not applicable
49.5.3.	Dimensions of the passenger seat(s)	Not applicable
49.5.4.	Main characteristics of the passenger seat(s)	Not applicable
49.5.5.	Requirements under standard EN 15694:2009 (Agricultural and forestry tractors. Passenger seat. Requirements and test procedures) are met with relevant documentation included in the information document	Yes/no /not applicable–
49.5.6.	Requirements under standard EN 15997:2011 (All terrain vehicles (ATVs — Quads). Safety requirements and test methods) on passenger seats for ATV Type II vehicle are met with relevant documentation included in the information document	Yes/no /not applicable
50.	OPERATING SPACE AND ACCESS TO AND EXIT OF THE VEHICLE INCLUDING DOORS AND WINDOWS	
50.1.	Operating space	
50.1.1.	Detailed photographs or drawings, including dimensions of the operating space, indicating in particular the position of the Seat reference point (S) and the dimensions of the operating space around it, the clearance between the base of the steering wheel and the fixed parts of the tractor, the locations of the control devices, rungs and necessary handrails	See drawing ZOOMLION RN-167-00-B26
50.1.2.	Hand-operated control devices have the minimum clearances required by point 4.5.3 of ISO 4254-1: 2013 (Agricultural machinery — Safety— Part 1: General requirements) with relevant documentation included in the information document	Yes/no

Zoomlion Agriculture Machinery Co., Ltd.	Information Document No. ZOOMLION RN-167-00 Part I	Page 33
		Date: 25/03/2025
		Update:

- 50.2. Access to the driving position
- 50.2.1. Detailed photographs or drawings and/or an exploded view, including dimensions of entrances, steps, rungs, handrails and handholds See photo ZOOMLION RN-167-00-A18
See drawing ZOOMLION RN-167-00-B27
- 50.2.2. Minimum dimensions of steps, integral foot recesses and rungs
- 50.2.2.1. Depth clearance See drawing ZOOMLION RN-167-00-B27
- 50.2.2.2. Width clearance See drawing ZOOMLION RN-167-00-B27
- 50.2.2.3. Height clearance See drawing ZOOMLION RN-167-00-B27
- 50.2.2.4. Distance between surface of two steps See drawing ZOOMLION RN-167-00-B27
- 50.2.3. For C-category vehicles, requirements under section 3.3.5 of Annex XV to Commission Delegated Regulation (EU) No 1322/2014 are met with relevant documentation included in the information document Not applicable
- 50.2.4. Handrails/handholds provided Yes/~~no~~
- 50.3. Access to other positions than the driving position ~~Yes~~/no
- 50.3.1. Detailed photographs or drawings and/or an exploded view, including dimensions of entrances, steps, rungs, handrails and handholds Not applicable
- 50.3.2. Minimum dimensions of steps, integral foot recesses and rungs
- 50.3.2.1. Depth clearance Not applicable
- 50.3.2.2. Width clearance Not applicable
- 50.3.2.3. Height clearance Not applicable
- 50.3.2.4. Distance between surface of two steps Not applicable
- 50.3.3. Handrails/handholds provided Yes/~~no~~
- 50.4. Occupant doors, latches and hinges
- 50.4.1. Number of doors, and its configuration, dimensions and maximum angle of opening Number of door: 1
Angle of opening: 45°
See photo ZOOMLION RN-167-00-A18
See drawing ZOOMLION RN-167-00-B27

- 50.4.2. Drawing of latches and hinges and of their position in the doors See drawing ZOOMLION RN-167-00-B27
- 50.4.3. Technical description of latches and hinges See drawing ZOOMLION RN-167-00-B27
- 50.4.4. Vehicle doors, with powered windows and powered roof hatches, if fitted, complying with paragraphs 5.8.1 to 5.8.5 of UNECE Regulation No 21(OJ L 188, 16.7. 2008, p. 32) Not applicable

- 50.5. Windows and emergency exit(s)
- 50.5.1. Photographs or drawings and/or an exploded view of the arrangement of windows and emergency exits, as well as of any additional means to facilitate the evacuation The right door and the rear window are emergency exits.
The PTO guard and urea tank are used to facilitate the evacuation.
See Photos ZOOMLION PG-167-00-A19

- 50.5.2. Number of windows and of emergency exits
- 50.5.3. Dimensions of windows and of emergency exits

	No.	Dimension (mm)	
Windscreen	1	1243x921	
Right	1	1306x1474	Emergency
Left	1	1479x1300	
Right front	1	584x348	
Left front	1	584x348	
Rear	1	1479x820	Emergency
Sunroof	1	530x350	

Zoomlion Agriculture Machinery Co., Ltd.	Information Document No. ZOOMILION RN-167-00 Part I	Page 34
		Date: 25/03/2025
		Update:

- 50.5.4. Means to overcome differences in height exceeding 1 000 mm to facilitate the evacuation, if fitted
- For right door emergency exit: step on urea tank.
For rear window emergency exit: step on the PTO guard

51. POWER TAKE-OFF(S)

- 51.1. Number of power take-offs 1
- 51.2. Main power take-off
- 51.2.1. Position ~~Front/rear/other~~(if other specify)
- 51.2.2. Revolutions per minute 540/1000 (r/min)
- 51.2.2.1. Ratio of power take-off revolutions to that of the engine 540 r/min: 3.86
1000 r/min: 2.04
- 51.2.3. Optional: Power at the power take-off (PTO) at the rated speed(s) [in accordance with OECD Code 2 or ISO 789-1:1990 (Agricultural tractors –Test procedures – Part 1: Power tests for power take-off)]

Rated speed PTO r/min	Corresponding engine speed r/min	Power kW
1-540	2084	RN904: 60 RN1304: 87
2-1 000	2040	RN904: 60 RN1304: 87
540E	/	/
1 000E	/	/

- 51.2.4. Power take-off guard (description, dimensions, drawings, photographs) See photo ZOOMLION RN-167-00-A20
See drawing ZOOMLION RN-167-00-B29
- 51.3. Secondary power take-off (if any) Not fitted
- 51.3.1. Position: front/rear/other (if other specify:) Not applicable
- 51.3.2. Revolutions per minute Not applicable
- 51.3.2.1. Ratio of power take-off revolutions to that of the engine Not applicable
- 51.3.3. Optional: Power at the power take-off (PTO) at the rated speed(s) [in accordance with OECD Code 2 or ISO 789-1:1990 (Agricultural tractors –Test procedures – Part 1: Power tests for power take-off)]

Rated speed PTO r/min	Corresponding engine speed r/min	Power kW
1-540	/	/
2-1 000	/	/
540E	/	/
1 000E	/	/

- 51.3.4. Power take-off guard(s) (description, dimensions, drawings, photographs) Not applicable
- 51.4. Rear power take-off
- 51.4.1. Requirements under standard ISO 500-1:2014 (Agricultural tractors — Rear-mounted power take-off types 1, 2, 3 and 4 — Part 1: General specifications, safety requirements, dimensions for master shield and clearance zone) are met with relevant documentation included in the information document Yes/~~no~~/~~not applicable~~
- 51.4.2. Requirements under standard ISO 500-2:2004 (Agricultural tractors — Rear-mounted power take-off types 1, 2 and 3 — Part 2: Narrow-track tractors, dimensions for master shield and clearance zone) are met with relevant documentation included in the information document Yes/~~no~~/~~not applicable~~
- 51.5. Front power take-off

Zoomlion Agriculture Machinery Co., Ltd.	Information Document No. ZOOMLION RN-167-00 Part I	Page 35
		Date: 25/03/2025
		Update:

51.5.1.	Requirements under standard ISO 8759-1:1998 (Agricultural wheeled tractors — Front-mounted equipment — Part 1: Power take-off and three-point linkage), with the exception of its clause 4.2, are met with relevant documentation included in the information document	Yes/no /not applicable
52.	PROTECTION OF DRIVE COMPONENTS, EXHAUST SYSTEM, GUARDS AND PROTECTIVE DEVICES	
52.1.	Description (including drawings, sketches or Photos) of the protection devices with dimensions showing the safety distances for avoiding contact with dangerous parts and the protective devices fitted for protection on dangerous points, at least for the following components	
52.1.1.	Control devices	See photos ZOOMLION RN-167-00-A12
52.1.2.	Rear three point lifting mechanism	See photo ZOOMLION RN-167-00-A21
52.1.3.	Front three point lifting mechanism	Not applicable
52.1.4.	Driving seat and environment	See photo ZOOMLION RN-167-00-A12.6 See drawings ZOOMLION RN-167-00-B25/B26
52.1.5.	Passenger seat(s) (if any)	Not applicable
52.1.6.	Steering and swing axle	Steering axle: See photo ZOOMLION RN-167-00-A22 No swing axle
52.1.7.	Transmission shafts fixed on the tractor	Transmission shafts didn't exposed.
52.1.8.	Clearance zone around the drive wheels	See drawing ZOOMLION RN-167-00-B19
52.1.9.	Engine hood	See photo ZOOMLION RN-167-00-A23 See drawing ZOOMLION RN-167-00-B2
52.1.10.	Protection against hot surfaces	See photo ZOOMLION RN-167-00-A4/A24
52.1.11.	Exhaust system	See photo ZOOMLION RN-167-00-A4 See drawing ZOOMLION RN-167-00-B5
52.1.12.	Wheels	See drawing ZOOMLION RN-167-00-B19
52.2.	Description (including photographs and drawings, if necessary) of the protective devices employed for	The vehicle is provided with guards and protections of engine parts for users' safety. Engine parts, projecting parts and wheels have been designed, assembled and protected to avoid any possible injuries to users under normal conditions. Anyway, when the user carries out the adjustment and maintenance operations according to what provided in the "Use and maintenance manual", the engine must be off. The protections are firmly fixed to the connecting part of the vehicle. Furthermore, they prevent "the penetration and the reach into or across openings up to dangerous parts" and grant "the safety distances at pinching points" because these distances are higher than the safety ones. See photos ZOOMLION RN-167-00-A4/A20/A24/A28 See drawings ZOOMLION RN-167-00-B2/B5/B19/B29
52.2.1.	Single surface protection	
52.2.2.	Multi-surface protection	
52.2.3.	Protection by total encapsulation	
52.2.4.	Brief description of the electrical/electronic components (if any)	Not applicable
52.3.	Requirements under standard EN 15997:2011 (All terrain vehicles (ATVs — Quads). Safety requirements and test methods) on hot surfaces are met with relevant documentation included in the information document	Yes/no /not applicable
52.4.	Description(including drawings, sketches or photos) of the layout and marking of flexible hydraulic hoses	See photo ZOOMLION RN-167-00-A25

Zoomlion Agriculture Machinery Co., Ltd.	Information Document No. ZOOMLION RN-167-00 Part I	Page 36
		Date: 25/03/2025
		Update:

- 52.5. For R-category vehicles with tipping capability, description (including drawings, sketches or photos) of the support devices for service and maintenance Not applicable
- 52.6. Description and identification (including drawings, sketches or photos) of the greasing points and the means to access them See photo ZOOMLION RN-167-00-B30
- 53. SEAT-BELT ANCHORAGES**
- 53.1. Requirements under standard ISO 3776-1:2006 (Tractors and machinery for agriculture — Seat belts — Part 1: Anchorage location requirements) are met with relevant documentation included in the information document Yes/~~no~~
- 53.2. Photographs and/or drawings of the bodywork showing the true, effective location and dimensions of the anchorages See drawings ZOOMLION RN-167-00-B25
- 53.3. Drawings of the anchorages and the parts of the vehicle structure to which they are attached (together with a statement on the nature of the materials used) See drawings ZOOMLION RN-167-00-B25
- 53.4. Designation of the types of belts authorised for attachment to the anchorages on the Vehicles

					Anchorage location	
					Vehicle structure	Seat structure
Driver's seat	{	Lower anchorages Upper anchorages	{	Outboard Inboard	-	B
Passenger's seat	{	Lower anchorages Upper anchorages	{	Outboard Inboard	-	-

- 53.4.1. Observation See OECD type approval no.: OECD Approval No. 4/2 250
- 53.5. Special devices (example: seat-height adjustment, preloading device, etc.) See drawing ZOOMLION RN-167-00-B25
- 53.6. Description of a particular type of safety belt where an anchorage is located in the seat backrest or incorporates an energy dissipating device Not applicable
- 53.7. Alternative to entries 53.2 to 53.6.
- 53.7.1. Requirements under standard ISO 3776-2:2013 (Tractors and machinery for agriculture — Seat belts — Part 2: Anchorage strength requirements) are met with relevant documentation included in the information document Yes/~~no~~/not applicable
- 53.7.2. Test report granted a on the basis of UNECE Regulation No 14 (OJ L 109, 28.4.2011, p.1) with relevant documentation included in the information document Yes/~~no~~/not applicable
- 53.7.3. Complete test report issued on the basis of the OECD standard Code for the official testing of protective structures on agricultural and forestry tractors (dynamic test), OECD Code 3 with seat- belt anchorages tested, Edition 2015 of July 2014, is provided with relevant documentation included in the information document Yes/~~no~~/not applicable
- 53.7.4. Complete test report issued on the basis of the OECD standard Code for the official testing of protective structures on agricultural and forestry track-laying Yes/~~no~~/not applicable

Zoomlion Agriculture Machinery Co., Ltd.	Information Document No. ZOOMILION RN-167-00 Part I	Page 37
		Date: 25/03/2025
		Update:

tractors, OECD Code 8 with seat-belt anchorages tested, Edition 2015 of July 2014, is provided with relevant documentation included in the information document

53.7.5. Complete test report issued on the basis of the OECD standard Code for the official testing of protective structures on agricultural and forestry tractors (static test), OECD Code 4 with seat-belt anchorages tested, Edition 2015 of July 2014, is provided with relevant documentation included in the information document ~~Yes/no/not applicable~~

53.7.6. Complete test report issued on the basis of the OECD standard Code for the official testing of front mounted roll-over protective structures on narrow-track wheeled agricultural and forestry tractors, OECD Code 6 with seat-belt anchorages tested, Edition 2015 of July 2014, is provided with relevant documentation included in the information document ~~Yes/no/not applicable~~

53.7.7. Complete test report issued on the basis of the OECD standard Code for the official testing of rear mounted roll-over protective structures on narrow-track wheeled agricultural and forestry tractors, OECD Code 7 with seat-belt anchorages tested, Edition 2015 of July 2014, is provided with relevant documentation included in the information document ~~Yes/no/not applicable~~

54. SAFETY BELTS

54.1. Requirements under standard ISO 3776-3:2009 (Tractors and machinery for agriculture — Seat belts — Part 3: Requirements for assemblies) are met with relevant documentation included in the information document ~~Yes/no~~

54.2. Test report granted a on the basis of UNECE Regulation No 16 (OJ L 233, 9.9.2011, p.1) with relevant documentation included in the information document ~~Yes/no~~

54.3. Number and position of safety belts and seats on which they can be used, please fill out table below

Safety belt configuration and associated information

			Complete EU type-approval mark ECE type-approval mark	Variant if applicable	Belt adjustment device for height (indicate yes/no/ optional)
Drive's seat	{	L	/	Not applicable	/
		C	e1*1322/2014*2018/830W2*00004*05		No
		R	/		/
Passenger seat 1	{	L	/	Not applicable	/
		C	/		/
		R	/		/
Passenger seat 2	{	L	/	/	/
		C			
		R			
L = left, C= centre, R=right					

54.4. Brief description of electrical/electronic components Not applicable

55. PROTECTION AGAINST PENETRATING OBJECTS (OPS)

55.1. T- and C-category vehicles equipped for forestry applications

Zoomlion Agriculture Machinery Co., Ltd.	Information Document No. ZOOMILION RN-167-00 Part I	Page 38
		Date: 25/03/2025
		Update:

55.1.1.	Requirements under ISO 8084:2003 (Machinery for forestry — Operator protective structures — Laboratory tests and performance requirements) are met with relevant documentation included in the information document:	Yes /no
55.2.	All other T-and C-category vehicles fitted with OPS	
55.2.1.	Requirements under Annex 14 to UNECE Regulation 43 (OJ L 230, 31.8.2010, p. 119) on safety glazing are met with the relevant documentation included in the information document:	Yes /no
56.	OPERATOR'S MANUAL, INFORMATION WARNINGS AND MARKINGS	
56.1.	Operator's manual	
56.1.1.	Requirements under ISO 3600:1996 (Tractors, machinery for agriculture and forestry, powered lawn and garden equipment — Operator's manuals — Content and presentation), with the exception of section 4.3 (Machine identification), are met:	Yes /no
56.1.2.	Information requested under Annex XXII to Commission Delegated Regulation (EU) No 1322/2014 is provided in the operator's manual:	Yes /no
56.2.	Information, warnings and markings	
56.2.1.	Requirements under ISO 3767 Parts 1 (1998+A2:2012) (Tractors, machinery for agriculture and forestry, powered lawn and garden equipment — Symbols for operator controls and other displays — Part 1: Common symbols) and, if applicable, Part 2 (:2008) (Tractors, machinery for agriculture and forestry, powered lawn and garden equipment — Symbols for operator controls and other displays — Part 2: Symbols for agricultural tractors and machinery) are met with relevant documentation included in the information document:	Yes/no/not applicable
56.2.2.	Alternatively to entry 56.2.1, requirements under UNECE Regulation No 60 (OJ L 95,31.3.2004, p.10) are met with relevant documentation included in the information document:	Yes/no/not applicable
56.2.3.	Requirements under ISO 11684:1995 (Tractors, machinery for agriculture and forestry, powered lawn and garden equipment — Safety signs and hazard pictorials — General principles) are met with relevant documentation included in the information document:	Yes/no/not applicable
56.2.4.	Requirements under ISO 7010:2011 (Graphical symbols — Safety colours and safety signs — Registered safety signs) are met with relevant documentation included in the information document:	Yes/no/not applicable
56.3.	Description, colour coding and means for the identification of flow directions of hydraulic couplings (including drawings, sketches or Photos):	See photo ZOOMLION RN-167-00-A26
56.4	Description, colour coding and means of identification of safe jacking points (including drawings, sketches or Photos):	See photo ZOOMLION RN-167-00-A28
57.	DRIVER-OPERATED CONTROL DEVICES INCLUDING IDENTIFICATION OF CONTROL DEVICES, TELL-TALES AND INDICATORS	
57.1.	Photographs and/or drawings of the arrangement of symbols and controls, tell-tales and indicators:	See photos ZOOMLION RN-167-00-A12.1~A12.5 See drawings ZOOMLION RN-167-00-B31

Zoomlion Agriculture Machinery Co., Ltd.	Information Document No. ZOOMILION RN-167-00 Part I	Page 40
		Date: 25/03/2025
		Update:

(**)	d = directly on control, indicator or tell-tale c = in close vicinity.
------	---

57.4.	Brief description and schematic drawing of the locations, displacement, methods of operation and colour coding of the various control devices in the interior of the vehicle and showing for tractors without enclosed cab, how the accessibility to internal control devices from the ground has been avoided:	See photos ZOOMLION RN-167-00-A12.1~A12.5 See drawings ZOOMLION RN-167-00-B31
57.5.	Brief description and schematic drawing of the locations, displacement, methods of operation and colour coding of the various control devices in the exterior of the vehicle and indicating the front and the rear hazard zones in accordance with Appendix 1 of Annex XXIII to Commission Delegated Regulation (EU) No 1322/2014:	See photos ZOOMLION RN-167-00-A12.1~A12.5 See drawings ZOOMLION RN-167-00-B31
57.6.	Requirements under Annexes A and C of standard ISO 15077:2008 (Tractors and self-propelled machinery for agriculture—Operatorcontrols—Actuating forces, displacement, location and method of operation) are met with relevant documentation included in the information document:	Yes/ no
57.7.	Requirements under paragraph 4.5.3 of standard ISO 4254-1:2013 (Agricultural machinery – Safety – Part 1: General requirements), with the exception of fingertip operation control devices, are met with relevant documentation included in the information document:	Yes/ no
57.8.	Requirements under standard EN 15997:2011 (All terrain vehicles (ATVs-Quads). Safety requirements and test methods) on throttle control and manual clutch control are met with relevant documentation included in the information document:	Yes/no /not applicable
57.9.	For vehicles of T-and C-category, requirements under standard ISO 10975:2009 (Tractors and machinery for agriculture – Auto-guidance systems for operator-controlled tractors and self-propelled machines—Safety requirements) are met with relevant documentation included in the information document:	Yes/no /not applicable
58.	PROTECTION AGAINST HAZARDOUS SUBSTANCES	
58.1.	Brief description (including drawings and photographs) of the air delivery and filtration system, including the devices to obtain a positive differential within the cab and the air flow of fresh filtered air:	Not applicable
58.2.	Requirements under standard EN 15695-1 (Agricultural tractors and self-propelled sprayers — Protection of the operator (driver) against hazardous substances — Part 1: Cab classification, requirements and test procedures): category 1/category 2/category 3 category 4 on cab classification with regard to protection against hazardous substances are met with relevant documentation included in the information document:	Yes /no
58.3.	Requirements under standard EN 15695-2 (Agricultural tractors and self-propelled sprayers — Protection of the operator (driver) against hazardous substances — Part 2: Filters, requirements and test procedures): Dust filter/Aerosol filter/Vapour filter on filters with regard to protection against hazardous	Yes /no

Zoomlion Agriculture Machinery Co., Ltd.	Information Document No. ZOOMILION RN-167-00 Part I	Page 41
		Date: 25/03/2025
		Update:

substances are met with relevant documentation
included in the information document:

59. FOR T-AND C-CATEGORY VEHICLES, MACHINERY MOUNTED ON THE VEHICLE

- | | | |
|--------|--|----------------|
| 59. 1. | General description of the machinery and its inter-
action with the vehicle: | Not applicable |
| 59. 2. | Overall drawing of the machinery and drawings of the
control circuits, as well as the pertinent descriptions
and explanations necessary for understanding the
operation of the machinery: | Not applicable |

Type-approval number and test report overview

Item number and subject	Type-approval or test report number	Date of issue of the type-approval or of its extension or of the test report	Member state or contracting party issuing the type-approval or technical service issuing the test report	Reference to the regulatory act and its latest amendment	Variant/Version
8 Glazing (windscreen)	E32*43R01/11*0106*00	28-Jan-20	Latvia	(EU) 2015/208-VIII last amendment (EU) 2020/540	All
8 Glazing (other windows)	E32*43R01/09*0106*01	18-Aug-21	Latvia	(EU) 2015/208-VIII last amendment (EU) 2020/540	All
9 Rear-view mirrors (exterior)	E9*46R05/00*16981*00	6-Jun-24	Spain	(EU) 2015/208-IX last amendment (EU) 2020/540	All
11 Lighting, light signalling devices and their light source (Headlamp)	E57*148R00/08*1099*00	2-Dec-21	San Marino	(EU) 2015/208-XI last amendment (EU) 2020/540	All
11 Lighting, light signalling devices and their light source (Front position lamp)	E57*148R00/04*1098*00	8-Mar-24	San Marino	(EU) 2015/208-XI last amendment (EU) 2020/540	All
11 Lighting, light signalling devices and their light source (Front direction lamp)	E57*148R00/04*1098*00	8-Mar-24	San Marino	(EU) 2015/208-XI last amendment (EU) 2020/540	All
11 Lighting, light signalling devices and their light source (Rear position lamp)	E57*148R00/04*1138*00 E57*148R00/05*1293*00	28-Mar-24 8-May-24	San Marino	(EU) 2015/208-XI last amendment (EU) 2020/540	All
11 Lighting, light signalling devices and their light source (Stop lamp)	E57*148R00/05*1293*00	28-Mar-24 8-May-24	San Marino	(EU) 2015/208-XI last amendment (EU) 2020/540	All
11 Lighting, light signalling devices and their light source (Rear direction lamp)	E57*148R00/04*1138*00 E57*148R00/05*1293*00	28-Mar-24 8-May-24	San Marino	(EU) 2015/208-XI last amendment (EU) 2020/540	All
11 Lighting, light signalling devices and their light source (Rear reflex reflector) (Upper position)	E57*150R00/05*0051*00	7-Feb-24	San Marino	(EU) 2015/208-XI last amendment (EU) 2020/540	All
11 Lighting, light signalling devices and their light source (Rear reflex reflector) (Lower position)	E57*150R00/05*0048*00	15-Jun-24	San Marino	(EU) 2015/208-XI last amendment (EU) 2020/540	All
11 Lighting, light signalling devices and their light source (Rear registration plate lamp)	E57*148R00/04*1137*00	28-Mar-24	San Marino	(EU) 2015/208-XI last amendment (EU) 2020/540	All
11 Lighting, light signalling devices and their light source (Special warning lamp)	E57*85R00/11*0022*00	8-Mar-23	San Marino	(EU) 2015/208-XI last amendment (EU) 2020/540	All
16 Audible warning device	E3*28R08/00*7075*00	19-Nov-20	Italy	(EU) 2015/208-XVI last amendment (EU) 2020/540	All
30 Tyres (320/85R24)	E4*106R00/14*2914*01	22-Sep-09	The Netherlands	(EU) 2015/208-XXX last amendment (EU) 2020/540	All
30 Tyres (420/85R34)	E4*106R00/14*2860*01	22-Sep-09	The Netherlands	(EU) 2015/208-XXX last amendment (EU) 2020/540	All
34 Mechanical couplings (drawbar)	e49*2015/208*2018/829NS*1006*00	6-Jun-24	Cyprus	(EU) 2015/208-XXXIV last amendment (EU) 2020/540	All
34 Mechanical couplings (clevis)	e49*2015/208*2018/829NS*1004*00	6-Jun-24	Cyprus	(EU) 2015/208-XXXIV last amendment (EU) 2020/540	All
37 ROPS (static testing) (Cab)	OECD Approval No. 4/2 250	17-Jan-25	COTTEC	(EU) No 1322/2014-VIII last amendment (EU) 2018/830	All
43 Driving seat and position	e1*1322/2014*2018/830W2*00004*05	8-Dec-22	Germany	(EU) No 1322/2014-XIV last amendment (EU) 2018/830	All
48 Safety belts	E24*16R08/00*0227*00	12-Nov-20	Ireland	(EU) No 1322/2014-XIX last amendment (EU) 2018/830	All
61 Pollutant emissions (Engine)	e5*2016/1628*2021/1398EV6/D*0246*00	6-Jun-24	Sweden	(EU) 2018/985-I last amendment (EU) 2020/1564	All

Signature:



Name and position in the company: Wang Zimeng (王子萌): Authorized person ()

Place: Wuhu, P.R. China

Date:

Zoomlion Agriculture Machinery Co., Ltd.	Information Document No. ZOOMLION RN-167-00 List of Annex	Page 43
		Date: 25/03/2025
		Update:

List of Annex	
Annex	Description
A	Information document No. ZOOMLION ZOOMLION RN-167-00 Photos
B	Information document No. ZOOMLION ZOOMLION RN-167-00 Drawings
C	Information document No. ZOOMLION ZOOMLION RN-167-00 Declaration
D	Information document No. ZOOMLION ZOOMLION RN-167-00 Specimen of the Certificate of Conformity (COC)

Zoomlion Agriculture Machinery Co., Ltd.	Information Document No. ZOOMLION RN-167-00 Annex A Photos	Page 44
		Date: 25/03/2025
		Update:

Annex A Photos	
Reference No.	Description
ZOOMLION RN-167-00-A1.1	Representative version of the vehicle RN1304 (front right view)
ZOOMLION RN-167-00-A1.2	Representative version of the vehicle RN1304 (back left view)
ZOOMLION RN-167-00-A2	Statutory plate
ZOOMLION RN-167-00-A3	Vehicle identification number—chassis number
ZOOMLION RN-167-00-A4	Exhaust system
ZOOMLION RN-167-00-A5	Air-intake system—intake manifold
ZOOMLION RN-167-00-A6	Air filter
ZOOMLION RN-167-00-A7	Exhaust manifold
ZOOMLION RN-167-00-A8	The 180° forward field of vision
ZOOMLION RN-167-00-A9	Defrosting and demisting of windscreen
ZOOMLION RN-167-00-A10	Rear mirror fixing and adjusting system
ZOOMLION RN-167-00-A11.1	lights installation—front view
ZOOMLION RN-167-00-A11.2	lights installation—rear view
ZOOMLION RN-167-00-A12.1	Interior fittings—controls
ZOOMLION RN-167-00-A12.2	Interior fittings—controls
ZOOMLION RN-167-00-A12.3	Interior fittings—controls
ZOOMLION RN-167-00-A12.4	Interior fittings—controls
ZOOMLION RN-167-00-A12.5	Interior fittings—controls
ZOOMLION RN-167-00-A12.6	Interior fittings—driver's seat
ZOOMLION RN-167-00-A12.7	Interior fittings—cab roof
ZOOMLION RN-167-00-A13	Vehicle exterior and accessories
ZOOMLION RN-167-00-A14	Audible warning device (horn)
ZOOMLION RN-167-00-A15	Devices to prevent unauthorised use
ZOOMLION RN-167-00-A16	Position of fuel tank
ZOOMLION RN-167-00-A17	Position of mechanical couplings
ZOOMLION RN-167-00-A18	Access to the driver's seat
ZOOMLION RN-167-00-A19.1	Windows and emergency exit(s)—right door
ZOOMLION RN-167-00-A19.2	Windows and emergency exit(s)—rear window
ZOOMLION RN-167-00-A20	Power take-off guard
ZOOMLION RN-167-00-A21	Rear three-point lifting mechanism
ZOOMLION RN-167-00-A22	Steering axle
ZOOMLION RN-167-00-A23	Engine hood
ZOOMLION RN-167-00-A24	Protection against hot surfaces
ZOOMLION RN-167-00-A25	Flexible hydraulic hoses
ZOOMLION RN-167-00-A26	Identification of hydraulic couplings
ZOOMLION RN-167-00-A27	Identification of pneumatic couplings
ZOOMLION RN-167-00-A28	Safe jacking points

Zoomlion Agriculture Machinery Co., Ltd.	INFORMATION DOCUMENT No. ZOOMLION RN-167-00 Annex A Photos	Page 45
		Date: 25/03/2025
		Update:

ZOOMLION RN-167-00-A1.1 Representative version of the vehicle RN1304 (front right view)




ZOOMLION RN-167-00-A1.2 Representative version of the vehicle RN1304 (back left view)



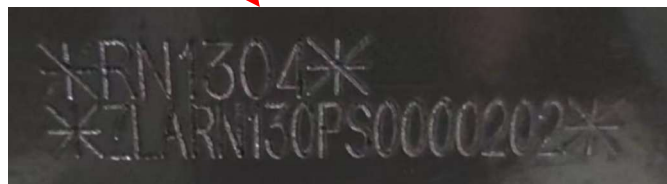
Zoomlion Agriculture Machinery Co., Ltd.	INFORMATION DOCUMENT No. ZOOMLION RN-167-00 Annex A Photos	Page 46
		Date: 25/03/2025
		Update:

ZOOMLION RN-167-00-A2 Statutory plate



ZOOMLION RN-167-00-A3

Vehicle identification number—chassis number



VIN dimension: 10 mm x 90 mm

Start	1	2	3	4	5	6	7	8	9	10	11	12	13	14	15	16	17	End
*	Z	L	A	R	N	1	3	0	P	S	0	0	0	0	2	0	2	*
	WMC																	
				MDS														
									CL									
										MIS								
										Year								
											PB							
												Serial No.						
											Production base							

ZOOMLION RN-167-00-A4

Exhaust system



Zoomlion Agriculture Machinery Co., Ltd.	INFORMATION DOCUMENT No. ZOOMLION RN-167-00 Annex A Photos	Page 49
		Date: 25/03/2025
		Update:

ZOOMLION RN-167-00-A5

Air-intake system—intake manifold



ZOOMLION RN-167-00-A6

Air filter



Zoomlion Agriculture Machinery Co., Ltd.	INFORMATION DOCUMENT No. ZOOMLION RN-167-00 Annex A Photos	Page 50
		Date: 25/03/2025
		Update:

ZOOMLION RN-167-00-A7

Exhaust manifold



ZOOMLION RN-167-00-A8


The 180° forward field of vision



Zoomlion Agriculture Machinery Co., Ltd.	INFORMATION DOCUMENT No. ZOOMLION RN-167-00 Annex A Photos	Page 51
		Date: 25/03/2025
		Update:

ZOOMLION RN-167-00-A9


Defrosting and demisting of windscreen



Zoomlion Agriculture Machinery Co., Ltd.	INFORMATION DOCUMENT No. ZOOMLION RN-167-00 Annex A Photos	Page 52
		Date: 25/03/2025
		Update:

ZOOMLION RN-167-00-A10

Rear mirror fixing and adjusting system



ZOOMLION RN-167-00-A11.1

lights installation—front view



1 — Working lamps


2 — Front direction indicator and front position lamps

3 — Front group lamps (Passing beam and driving beam)

Zoomlion Agriculture Machinery Co., Ltd.	INFORMATION DOCUMENT No. ZOOMLION RN-167-00 Annex A Photos	Page 54
		Date: 25/03/2025
		Update:

ZOOMLION RN-167-00-A11.2

lights installation—rear view



- 1 — Working lamps
- 2 — Special warning lamp
- 3 — Rear group lamps (Rear direction indicator, rear position and stop lamp)
- 4 — Rear retro-reflector
- 5 — Rear registration plate lamp

Zoomlion Agriculture Machinery Co., Ltd.	INFORMATION DOCUMENT No. ZOOMLION RN-167-00 Annex A Photos	Page 55
		Date: 25/03/2025
		Update:

ZOOMLION RN-167-00-A12.1

Interior fittings—controls



- 1 — Start key switch
- 2 — Range shifting lever
- 3 — Gear shifting lever
- 4 — Multiple unit valve control
- 5 — Hand throttle
- 6 — Modes choose (High load, normal load and low load)
- 7 — Power output (12V)
- 8 — Rear three-point lifting mechanism lever (force control)
- 9 — Rear three-point lifting mechanism lever (position control)
- 10 — Auxiliary clutch lever

Zoomlion Agriculture Machinery Co., Ltd.	INFORMATION DOCUMENT No. ZOOMLION RN-167-00 Annex A Photos	Page 56
		Date: 25/03/2025
		Update:

ZOOMLION RN-167-00-A12.2

Interior fittings—controls



- 1 — 2WD / 4WD shift
- 2 — PTO speed selector lever
- 3 — Parking brake lever
- 4 — Differential lock

ZOOMLION RN-167-00-A12.3

Interior fittings—controls



- 1 — Steering wheel
- 2 — Travel direction control
- 3 — Head lamps and direction indicator control
- 4 — Windscreen wiper and washer control
- 5 — Instrument display

Zoomlion Agriculture Machinery Co., Ltd.	INFORMATION DOCUMENT No. ZOOMLION RN-167-00 Annex A Photos	Page 58
		Date: 25/03/2025
		Update:

ZOOMLION RN-167-00-A12.4

Interior fittings—controls



1

2

3

4

5

6

7

8

9

10

11

- 1 — Ratio control
- 2 — Hazard warning signal switch
- 3 — Front working lamps switch
- 4 — Rear working lamps switch
- 5 — Special warning lamp switch
- 6 — Rear wiper switch
- 7 — Rear washer switch
- 8 — DPF regeneration switch
- 9 — DPF regeneration prohibition switch
- 10 — Fan speed of air conditioner
- 11 — Temperature control of air conditioner

ZOOMLION RN-167-00-A12.5

Interior fittings—controls



1

2

3

- 1 — Clutch pedal
- 2 — Service brake pedal
- 3 — Accerator pedal

Zoomlion Agriculture Machinery Co., Ltd.	INFORMATION DOCUMENT No. ZOOMLION RN-167-00 Annex A Photos	Page 60
		Date: 25/03/2025
		Update:

ZOOMLION RN-167-00-A12.6


Interior fittings—driver's seat



Zoomlion Agriculture Machinery Co., Ltd.	INFORMATION DOCUMENT No. ZOOMLION RN-167-00 Annex A Photos	Page 61
		Date: 25/03/2025
		Update:


ZOOMLION RN-167-00-A12.7

Interior fittings—cab roof



ZOOMLION RN-167-00-A13


Vehicle exterior and accessories



Zoomlion Agriculture Machinery Co., Ltd.	INFORMATION DOCUMENT No. ZOOMLION RN-167-00 Annex A Photos	Page 63
		Date: 25/03/2025
		Update:

ZOOMLION RN-167-00-A14

Audible warning device (horn)



Zoomlion Agriculture Machinery Co., Ltd.	INFORMATION DOCUMENT No. ZOOMLION RN-167-00 Annex A Photos	Page 64
		Date: 25/03/2025
		Update:

ZOOMLION RN-167-00-A15

Devices to prevent unauthorised use



1



2

- 1— A removable start key
2— A lockable cab

Zoomlion Agriculture Machinery Co., Ltd.	INFORMATION DOCUMENT No. ZOOMLION RN-167-00 Annex A Photos	Page 65
		Date: 25/03/2025
		Update:

ZOOMLION RN-167-00-A16

Position of fuel tank



ZOOMLION RN-167-00-A17

Position of mechanical couplings



Zoomlion Agriculture Machinery Co., Ltd.	INFORMATION DOCUMENT No. ZOOMLION RN-167-00 Annex A Photos	Page 66
		Date: 25/03/2025
		Update:

ZOOMLION RN-167-00-A18


Access to driver's seat



Zoomlion Agriculture Machinery Co., Ltd.	INFORMATION DOCUMENT No. ZOOMLION RN-167-00 Annex A Photos	Page 67
		Date: 25/03/2025
		Update:


ZOOMLION RN-167-00-A19.1

Windows and emergency exit(s)—right door




ZOOMLION RN-167-00-A19.2

Windows and emergency exit(s)—rear window



ZOOMLION RN-167-00-A20


Power take-off guard



ZOOMLION RN-167-00-A21 Rear three point lifting mechanism




ZOOMLION RN-167-00-A22 Steering axle



Zoomlion Agriculture Machinery Co., Ltd.	INFORMATION DOCUMENT No. ZOOMLION RN-167-00 Annex A Photos	Page 70
		Date: 25/03/2025
		Update:


ZOOMLION RN-167-00-A23

Engine hood



ZOOMLION RN-167-00-A24

Protection against hot surfaces



Zoomlion Agriculture Machinery Co., Ltd.	INFORMATION DOCUMENT No. ZOOMLION RN-167-00 Annex A Photos	Page 71
		Date: 25/03/2025
		Update:


ZOOMLION RN-167-00-A25

Flexible hydraulic hoses



ZOOMLION RN-167-00-A26


Identification of hydraulic couplings



Zoomlion Agriculture Machinery Co., Ltd.	INFORMATION DOCUMENT No. ZOOMLION RN-167-00 Annex A Photos	Page 72
		Date: 25/03/2025
		Update:


ZOOMLION RN-167-00-A27

Identification of pneumatic couplings



Zoomlion Agriculture Machinery Co., Ltd.	INFORMATION DOCUMENT No. ZOOMLION RN-167-00 Annex A Photos	Page 73
		Date: 25/03/2025
		Update:

ZOOMLION RN-167-00-A28 Safe jacking points



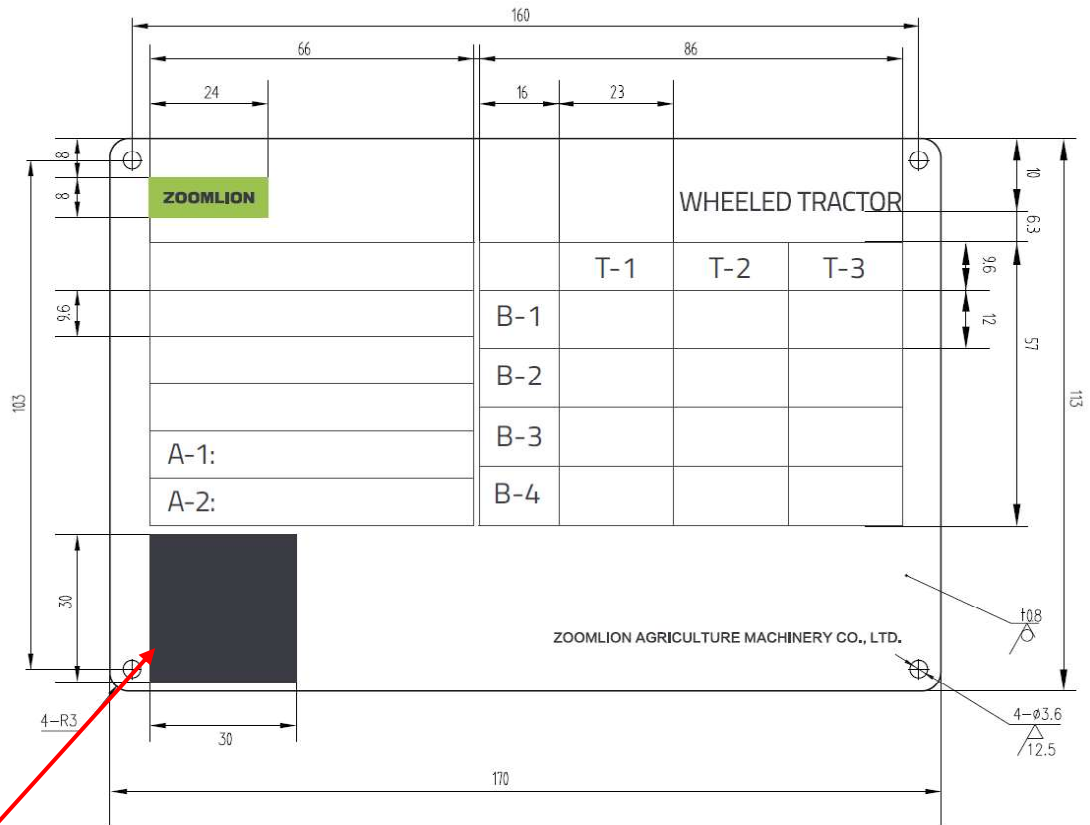
Zoomlion Agriculture Machinery Co., Ltd.	INFORMATION DOCUMENT No. ZOOMLION RN-167-00 Annex B Drawings	Page 74
		Date: 25/03/2025
		Update:

List of Annex B Drawings	
Reference No.	Description
ZOOMLION RN-167-00-B1	Statutory plate
ZOOMLION RN-167-00-B2	General assembly
ZOOMLION RN-167-00-B3	Chassis overall drawing
ZOOMLION RN-167-00-B4	Position of centre of gravity
ZOOMLION RN-167-00-B5	Air intake and exhaust system
ZOOMLION RN-167-00-B6.1	Transmission system
ZOOMLION RN-167-00-B6.2	Transmission system
ZOOMLION RN-167-00-B7	Clutch
ZOOMLION RN-167-00-B8	Steering geometry
ZOOMLION RN-167-00-B9	Hydraulic steering system
ZOOMLION RN-167-00-B10.1	Lighting and light-signalling devices
ZOOMLION RN-167-00-B10.2	Lighting and light-signalling devices
ZOOMLION RN-167-00-B11	Heating system and air condition system
ZOOMLION RN-167-00-B12	Front ballast
ZOOMLION RN-167-00-B13	Rear ballast
ZOOMLION RN-167-00-B14.1	Electrical circuit diagram
ZOOMLION RN-167-00-B14.2	Electrical circuit diagram
ZOOMLION RN-167-00-B14.3	Electrical circuit diagram
ZOOMLION RN-167-00-B14.4	Electrical circuit diagram
ZOOMLION RN-167-00-B14.5	Electrical circuit diagram
ZOOMLION RN-167-00-B14.6	Electrical circuit diagram
ZOOMLION RN-167-00-B14.7	Electrical circuit diagram
ZOOMLION RN-167-00-B14.8	Electrical circuit diagram
ZOOMLION RN-167-00-B15	General wiring arrangement
ZOOMLION RN-167-00-B16	Fuel tank
ZOOMLION RN-167-00-B17	Fuel tank cap
ZOOMLION RN-167-00-B18	Front towing device
ZOOMLION RN-167-00-B19	Tyre clearance
ZOOMLION RN-167-00-B20.1	Mechanical couplings (drawbar)
ZOOMLION RN-167-00-B20.2	Mechanical couplings (clevis)
ZOOMLION RN-167-00-B21	Front axle
ZOOMLION RN-167-00-B22	Rear axle
ZOOMLION RN-167-00-B23.1	Braking system (service brake)
ZOOMLION RN-167-00-B23.2	Braking system (parking brake)
ZOOMLION RN-167-00-B23.3	Braking system (calculation)
ZOOMLION RN-167-00-B24	Towed vehicle braking devices (on towing vehicle)
ZOOMLION RN-167-00-B25	Coordinates or drawing of the Seat Reference point(s) (S) of all seating positions
ZOOMLION RN-167-00-B26	Operating space
ZOOMLION RN-167-00-B27	Access to the driving position

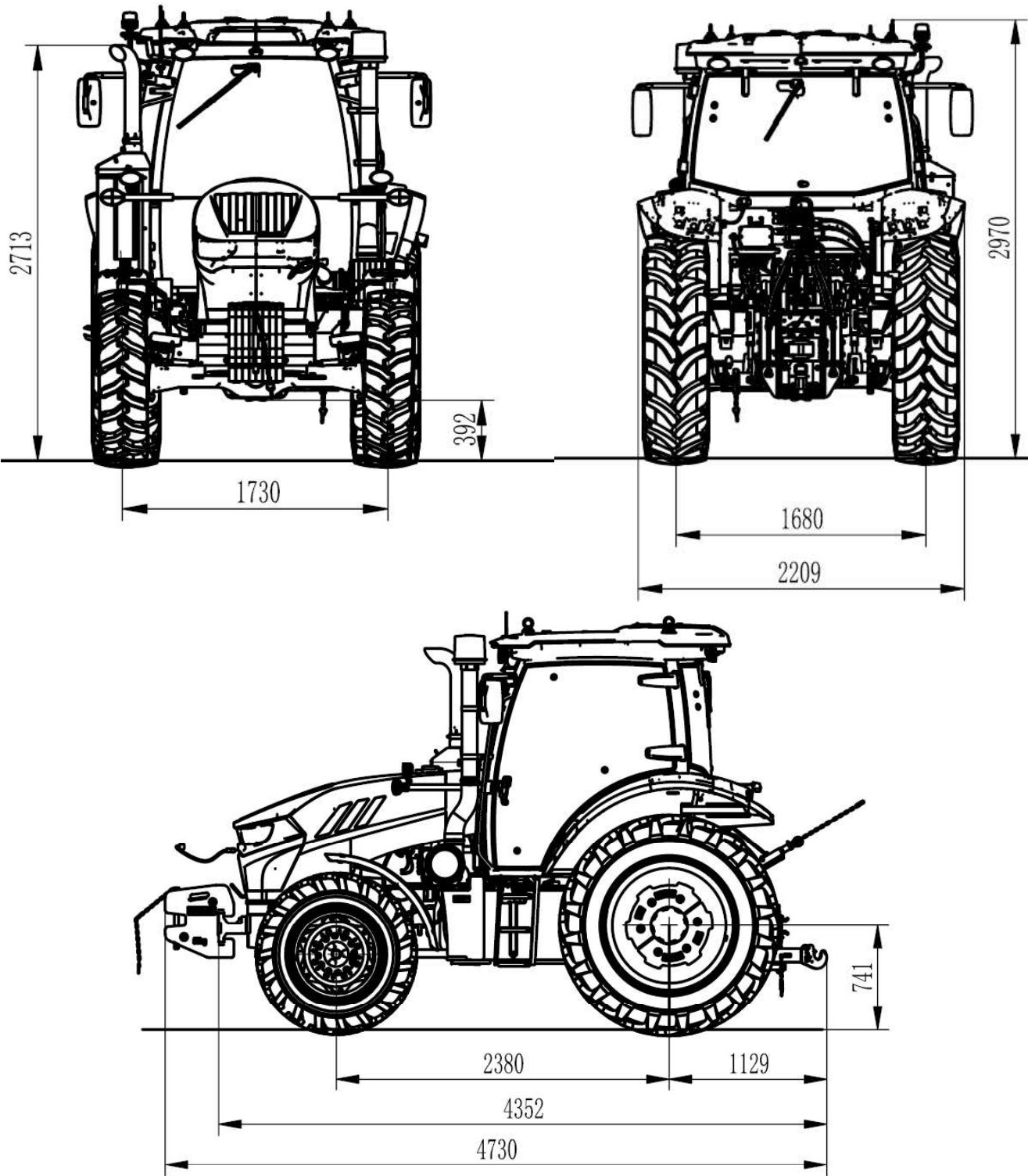
Zoomlion Agriculture Machinery Co., Ltd.	INFORMATION DOCUMENT No. ZOOMLION RN-167-00 Annex B Drawings	Page 75
		Date: 25/03/2025
		Update:

ZOOMLION RN-167-00-B28	Latches and hinges
ZOOMLION RN-167-00-B29	PTO guard
ZOOMLION RN-167-00-B30	Greasing points
ZOOMLION RN-167-00-B31.1	Instrument panel (include indicators, tell-tales, etc.)
ZOOMLION RN-167-00-B31.2	Instrument panel (include indicators, tell-tales, etc.)
ZOOMLION RN-167-00-B32	Audible warning device
ZOOMLION RN-167-00-B33	Floor line

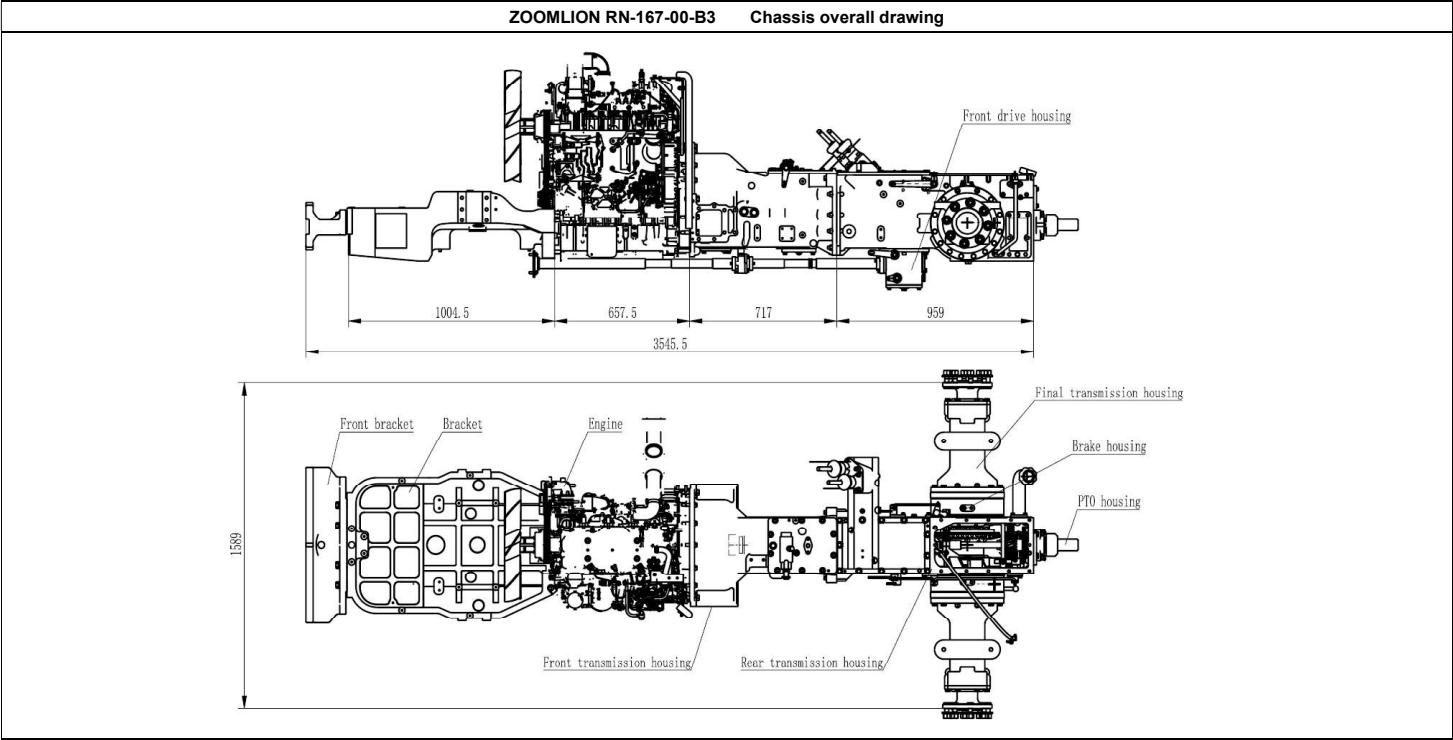
ZOOMLION RN-167-00-B1 Statutory plate



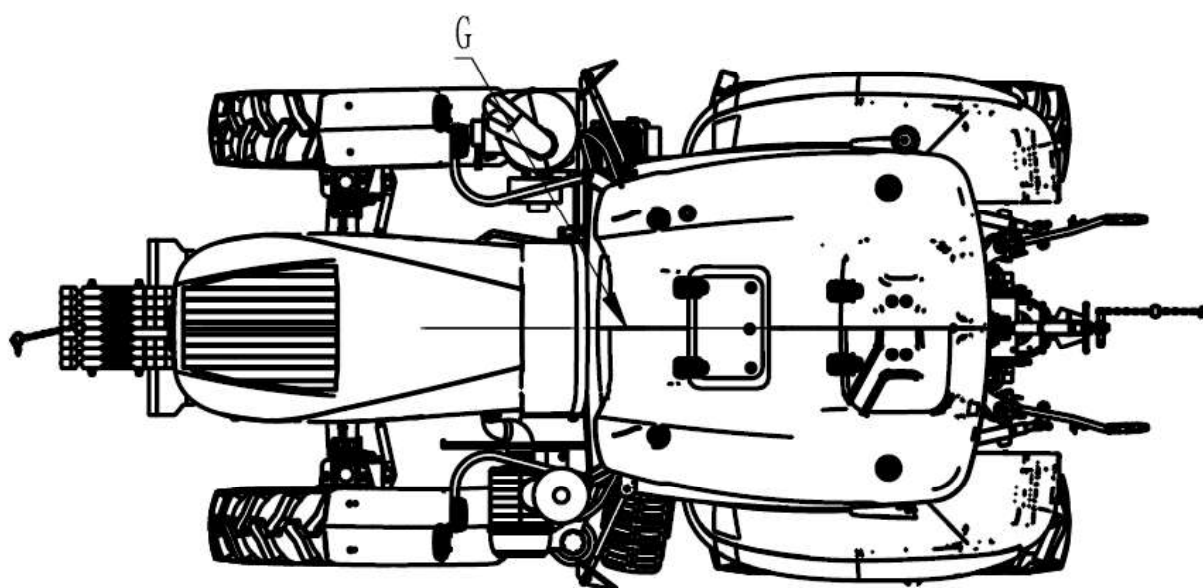
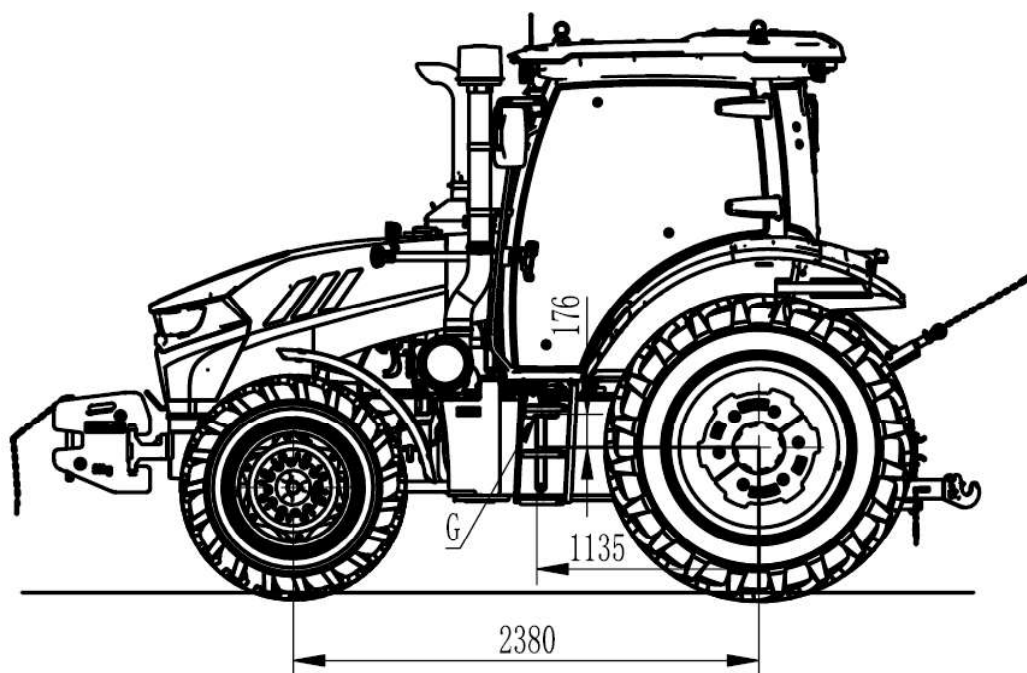
ZOOMLION RN-167-00-B2 General assembly



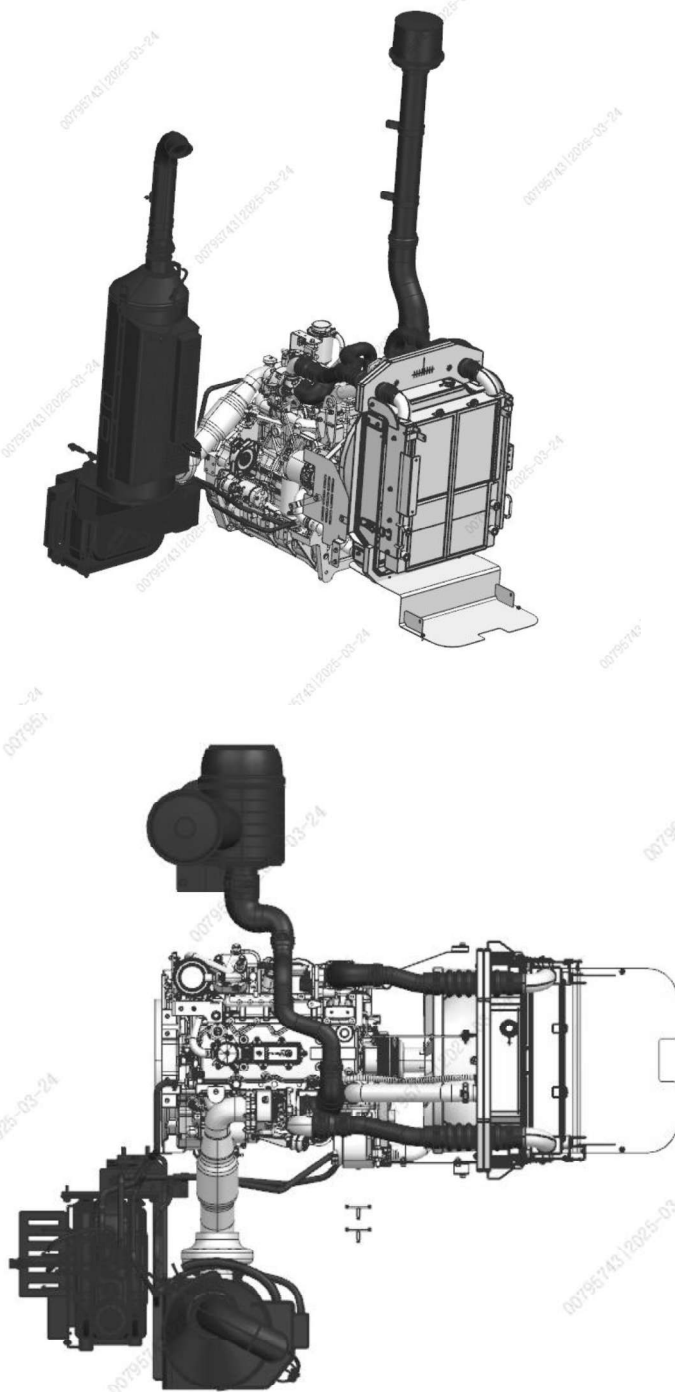
Zoomlion Agriculture Machinery Co., Ltd.	INFORMATION DOCUMENT No. ZOOMLION RN-167-00 Annex B Drawings	Page 78
		Date: 25/03/2025
		Update:



ZOOMLION RN-167-00-B4 Position of centre of gravity



ZOOMLION RN-167-00-B5 Air intake and exhaust system



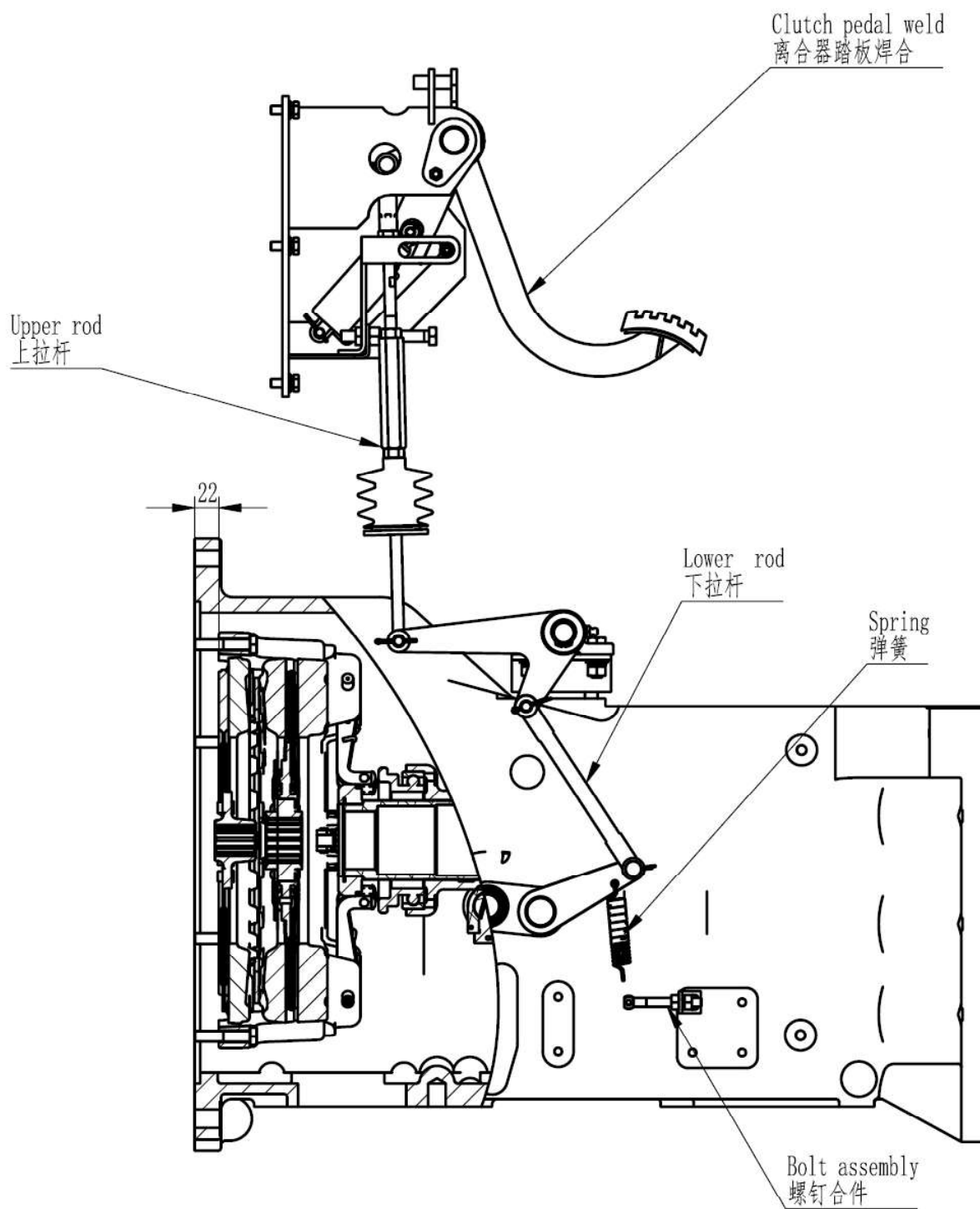
Air Filter

Type: 1000100458

Make: Xuzhou Xinxing Filter Co.,Ltd

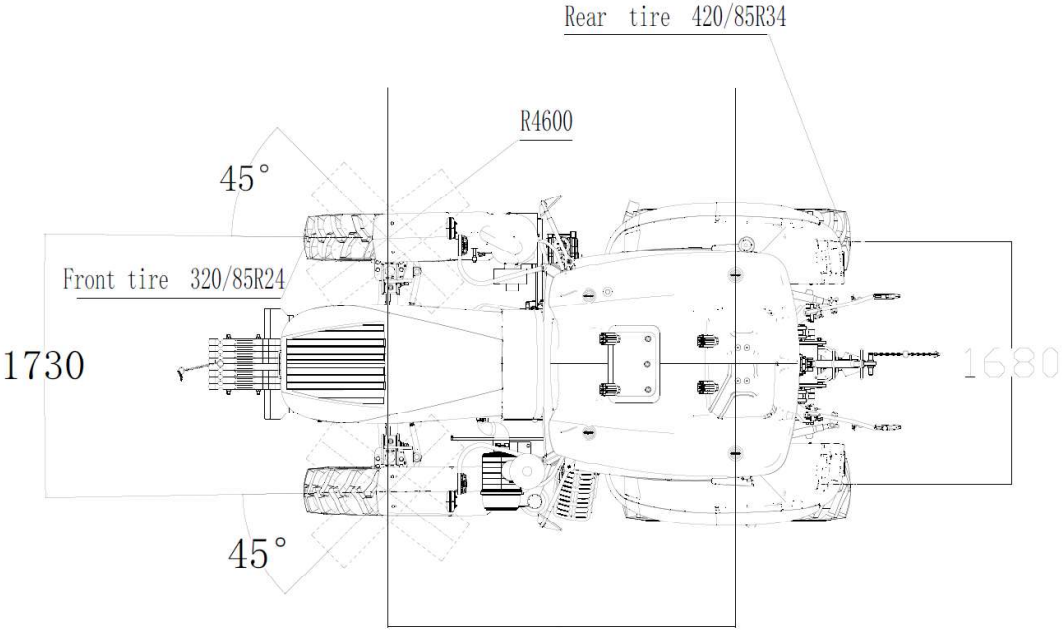
Xinxiang Sineagle Machinery Co.,Ltd

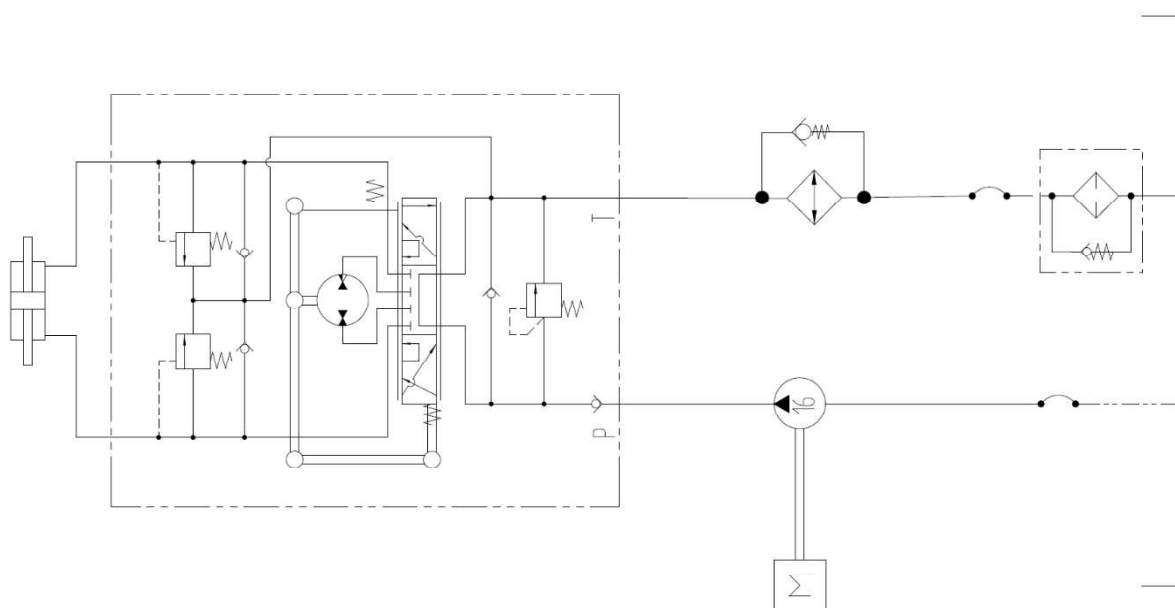
ZOOMLION RN-167-00-B7 Clutch



Zoomlion Agriculture Machinery Co., Ltd.	INFORMATION DOCUMENT No. ZOOMLION RN-167-00 Annex B Drawings	Page 83
		Date: 25/03/2025
		Update:

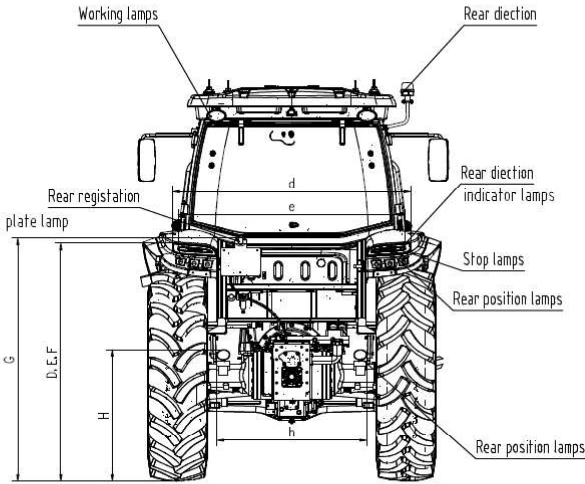
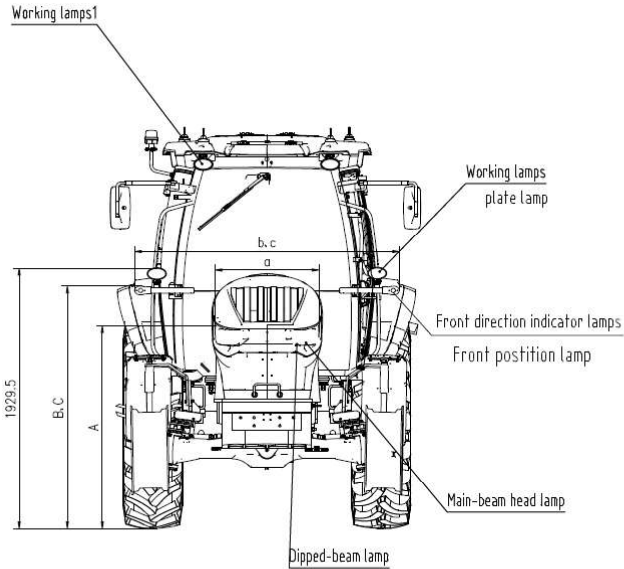
ZOOMLION RN-167-00-B8 Steering geometry





Zoomlion Agriculture Machinery Co., Ltd.	INFORMATION DOCUMENT No. ZOOMLION RN-167-00 Annex B Drawings	Page 85
		Date: 25/03/2025
		Update:

ZOOMLION RN-167-00-B10.1 Lighting and light-signalling devices



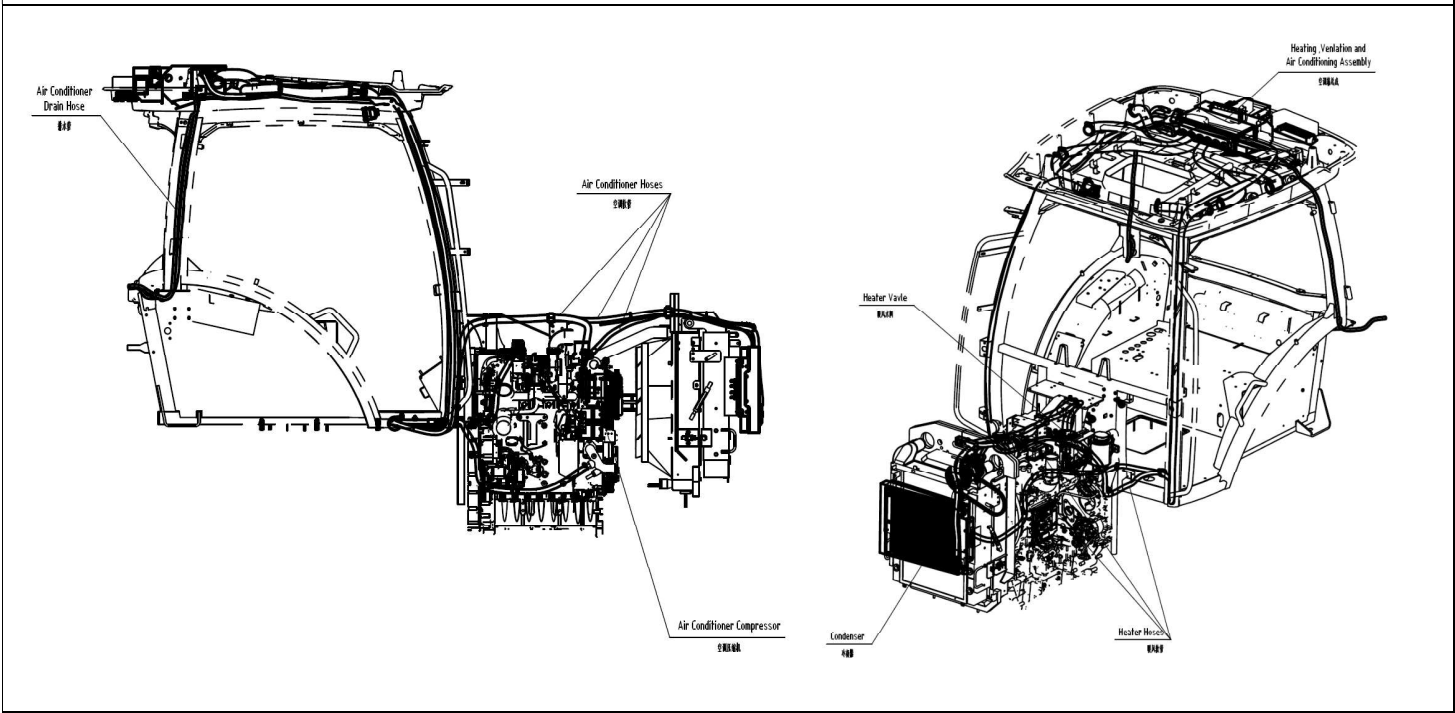
Zoomlion Agriculture Machinery Co., Ltd.	INFORMATION DOCUMENT No. ZOOMLION RN-167-00 Annex B Drawings	Page 86
		Date: 25/03/2025
		Update:

ZOOMLION RN-167-00-B10.2 Lighting and light-signalling devices

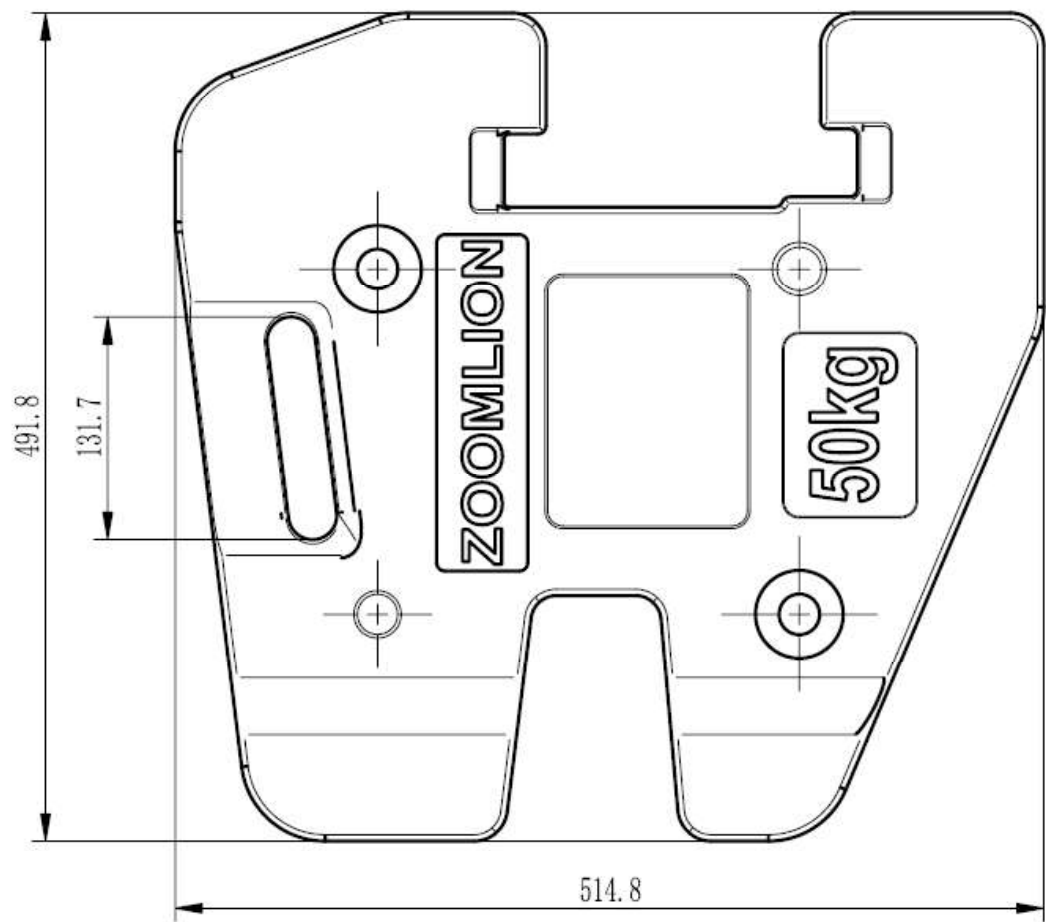
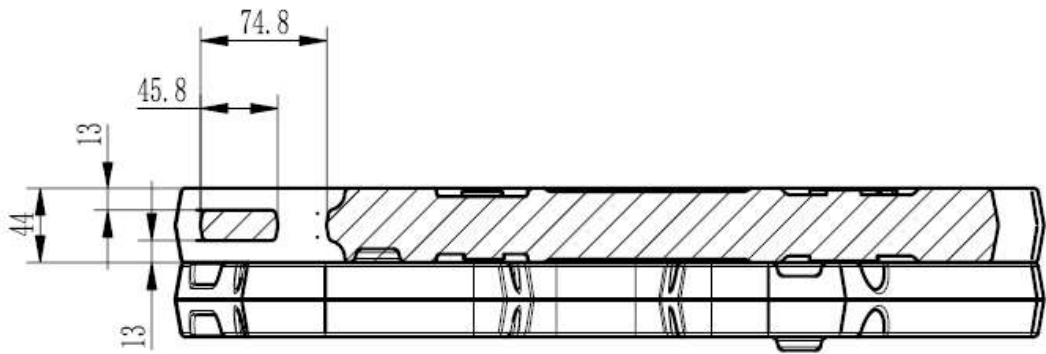
Dimension↵	VerSion (s) ↵		RN904↵	RN1304↵
	Tire↵	Front↵	320/85R24 ↵	320/85R24 ↵
		Rear↵	420/85R34↵	420/85R34↵
(A)Dipped-beam headlamp↵			1504↵	1504↵
(a)Distance of right and left↵			768↵	768↵
(B)Front direction indicator lamps↵			1798↵	1798↵
(b)Distance of right and left↵			1961↵	1961↵
(C)Front position lamps↵			1798↵	1798↵
(c)Distance of right and left↵			1961↵	1961↵
(D)Rear direction indicator lamps↵			1765↵	1765↵
(d)Distance of right and left↵			1683↵	1683↵
(E)Rear position lamps↵			1765↵	1765↵
(e)Distance of right and left↵			1764↵	1764↵
(F)Stop lamps↵			1765↵	1765↵
(G)Rear registration plate lamp↵			1804↵	1804↵
(H)Rear reflex reflectors↵			978↵	978↵
(h)Distance of right and left↵			1109↵	1109↵

Zoomlion Agriculture Machinery Co., Ltd.	INFORMATION DOCUMENT No. ZOOMLION RN-167-00 Annex B Drawings	Page 87
		Date: 25/03/2025
		Update:

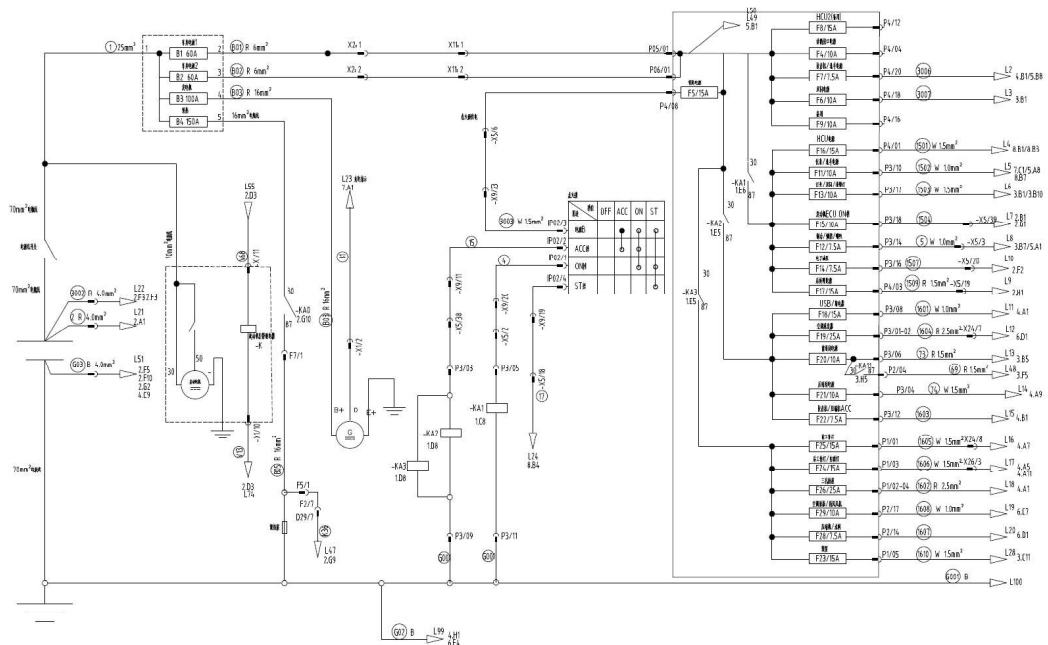
ZOOMLION RN-167-00-B11 Heating system and air condition system



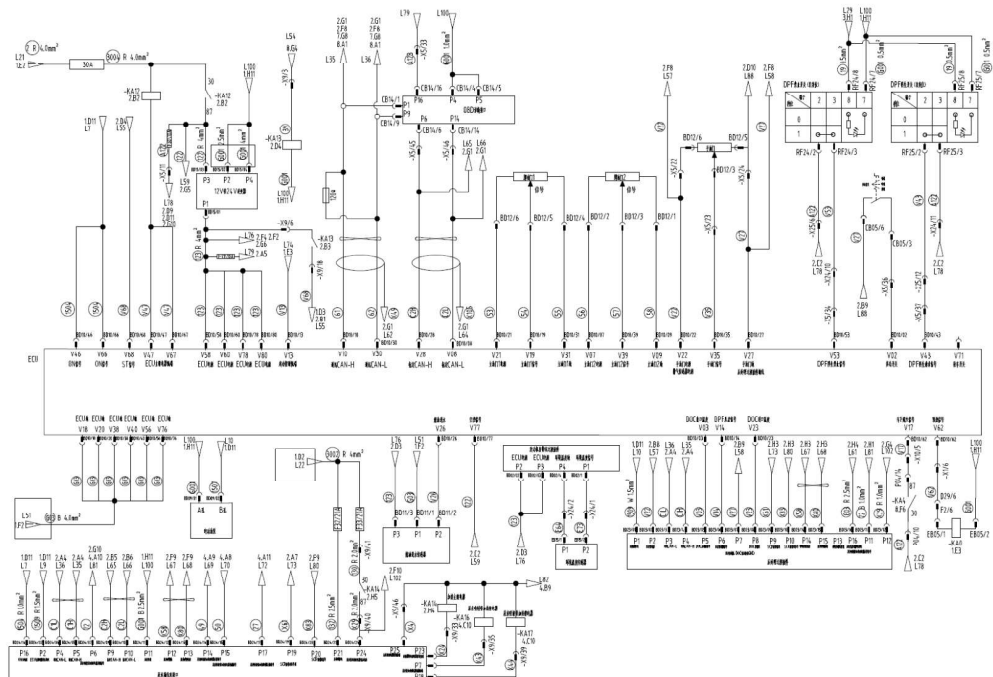
ZOOMLION RN-167-00-B12 Front ballast



ZOOMLION RN-167-00-B14.1 Electrical circuit diagram

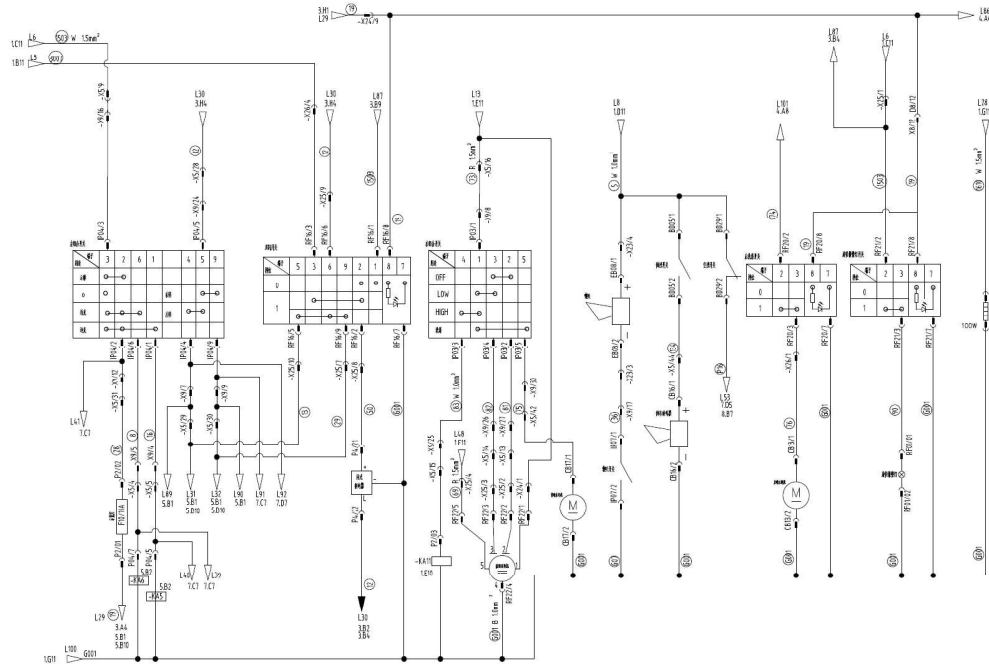


ZOOMLION RN-167-00-B14.2 Electrical circuit diagram



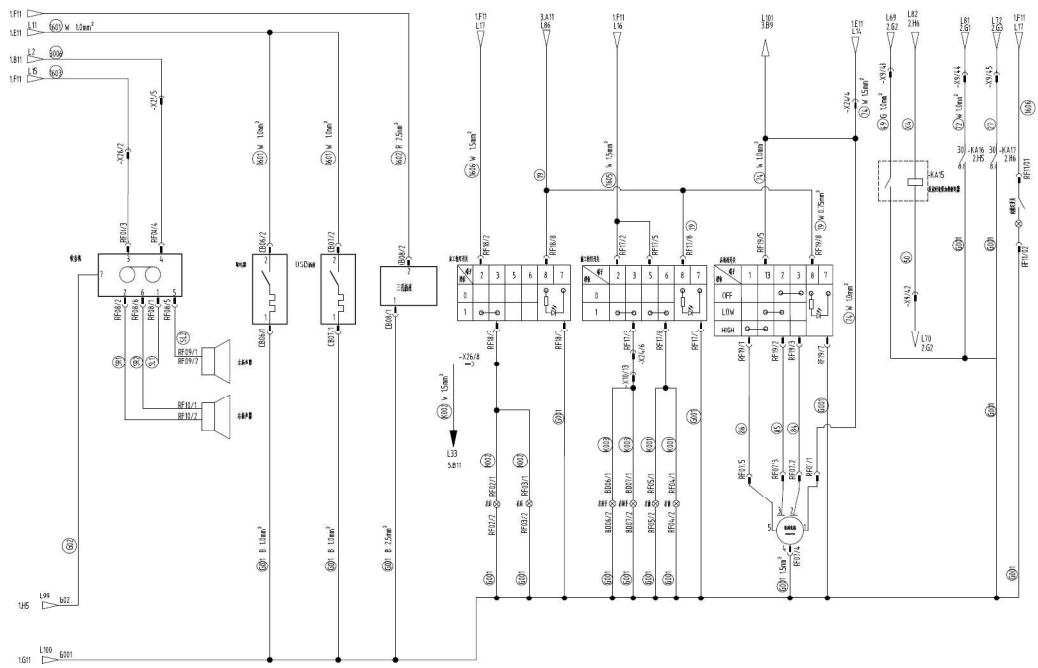
Zoomlion Agriculture Machinery Co., Ltd.	<p>INFORMATION DOCUMENT</p> <p>No. ZOOMLION RN-167-00</p> <p>Annex B</p> <p>Drawings</p>	Page 92
		Date: 25/03/2025
		Update:

ZOOMLION RN-167-00-B14.3 Electrical circuit diagram



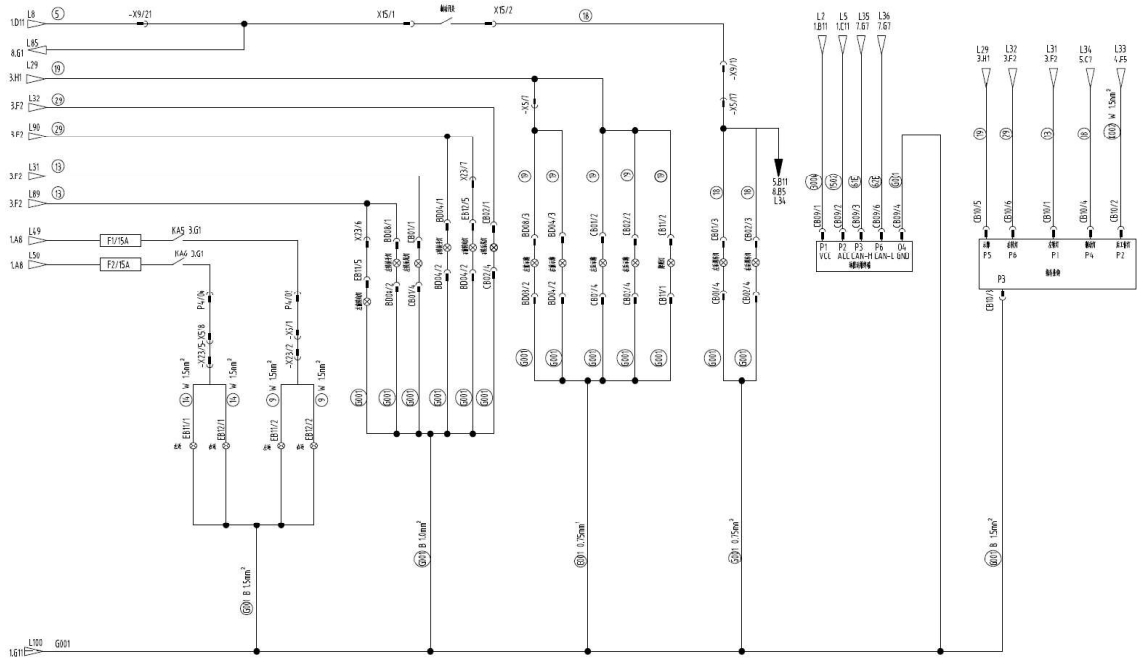
Zoomlion Agriculture Machinery Co., Ltd.	<p>INFORMATION DOCUMENT</p> <p>No. ZOOMLION RN-167-00</p> <p>Annex B</p> <p>Drawings</p>	Page 93
		Date: 25/03/2025
		Update:

ZOOMLION RN-167-00-B14.4 Electrical circuit diagram



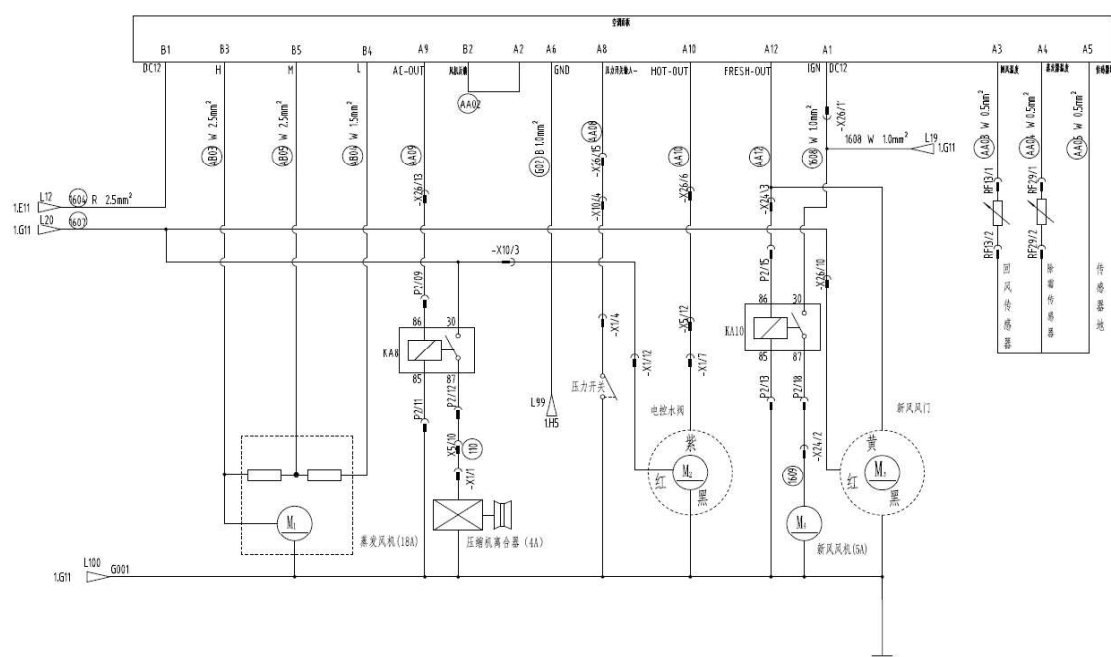
Zoomlion Agriculture Machinery Co., Ltd.	<p>INFORMATION DOCUMENT</p> <p>No. ZOOMLION RN-167-00</p> <p>Annex B</p> <p>Drawings</p>	Page 94
		Date: 25/03/2025
		Update:

ZOOMLION RN-167-00-B14.5 Electrical circuit diagram



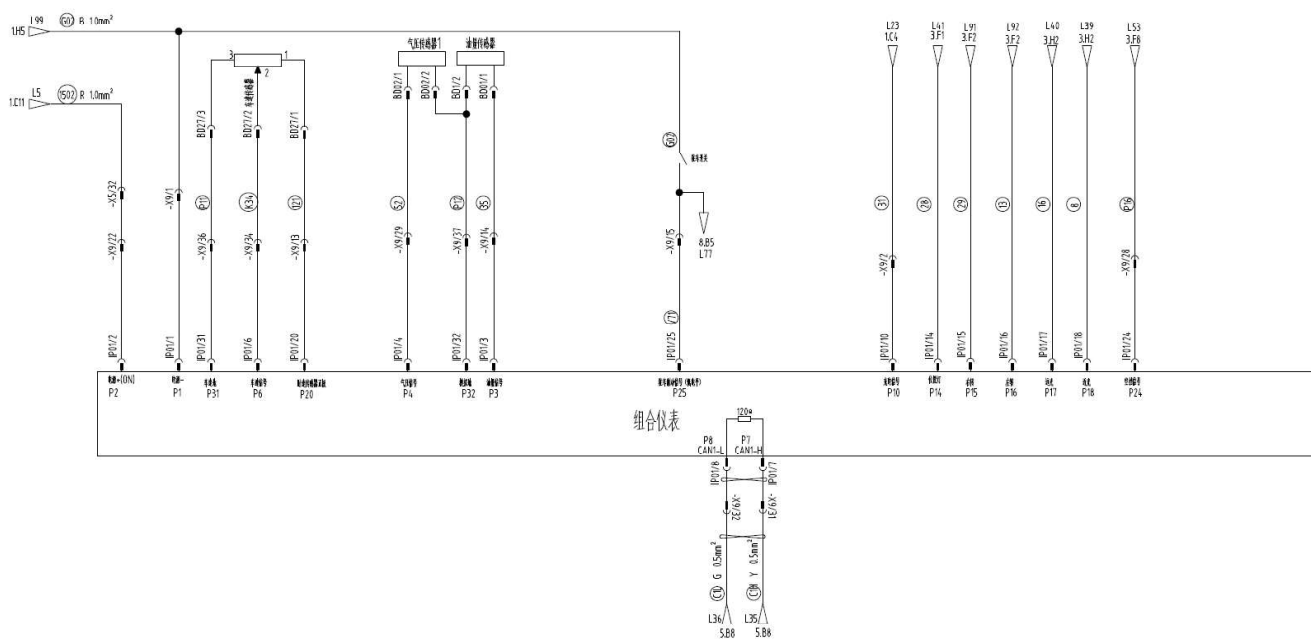
Zoomlion Agriculture Machinery Co., Ltd.	INFORMATION DOCUMENT No. ZOOMLION RN-167-00 Annex B Drawings	Page 95
		Date: 25/03/2025
		Update:

ZOOMLION RN-167-00-B14.6 Electrical circuit diagram



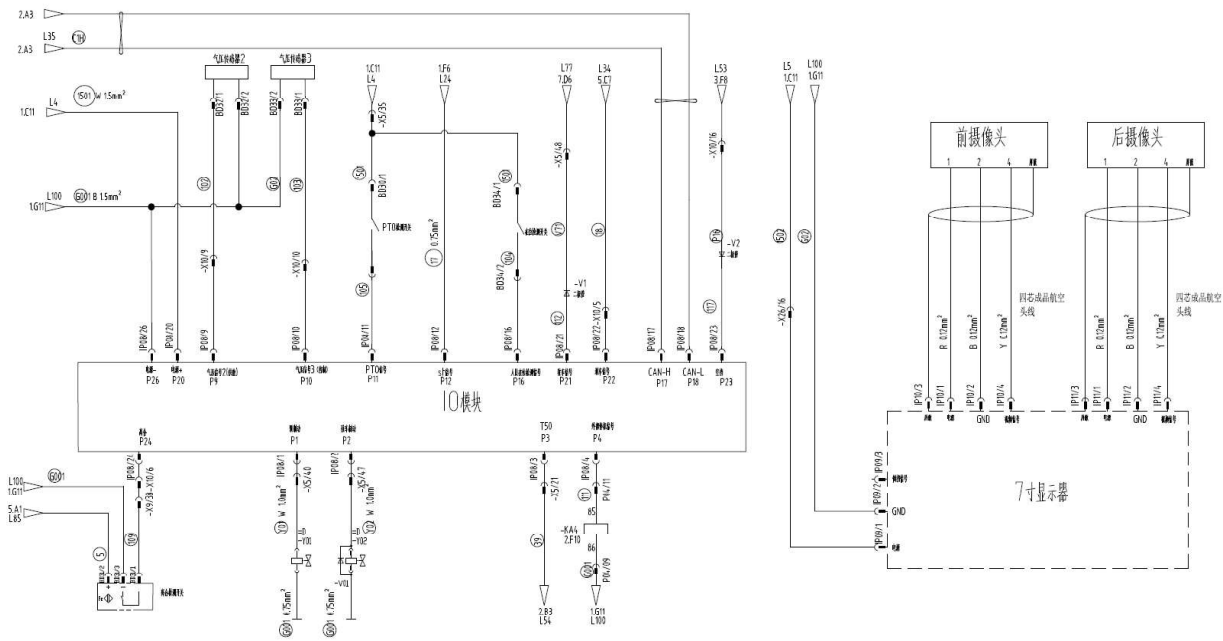
Zoomlion Agriculture Machinery Co., Ltd.	<p>INFORMATION DOCUMENT</p> <p>No. ZOOMLION RN-167-00</p> <p>Annex B</p> <p>Drawings</p>	Page 96
		Date: 25/03/2025
		Update:

ZOOMLION RN-167-00-B14.7 Electrical circuit diagram



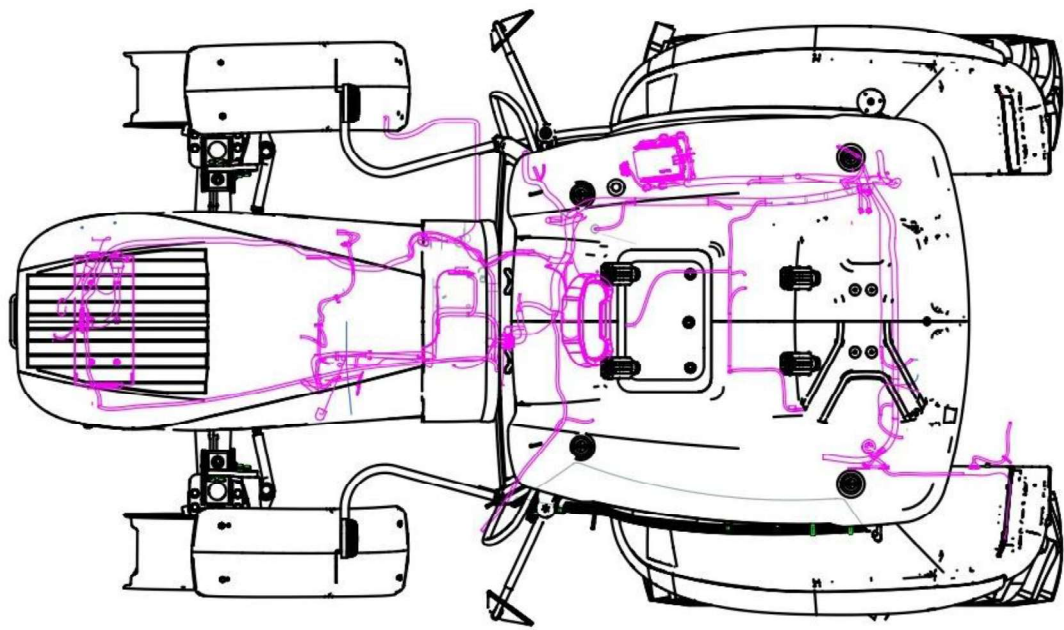
Zoomlion Agriculture Machinery Co., Ltd.	<p>INFORMATION DOCUMENT</p> <p>No. ZOOMLION RN-167-00</p> <p>Annex B</p> <p>Drawings</p>	Page 97
		Date: 25/03/2025
		Update:

ZOOMLION RN-167-00-B14.8 Electrical circuit diagram



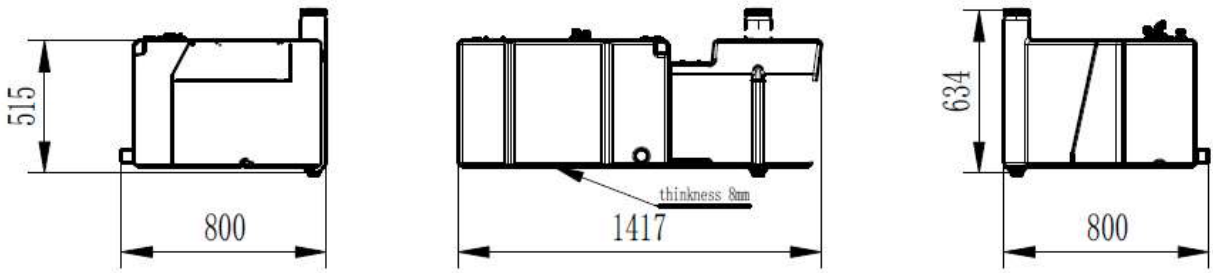
Zoomlion Agriculture Machinery Co., Ltd.	INFORMATION DOCUMENT No. ZOOMLION RN-167-00 Annex B Drawings	Page 98
		Date: 25/03/2025
		Update:

ZOOMLION RN-167-00-B15 General wiring arrangement



Zoomlion Agriculture Machinery Co., Ltd.	INFORMATION DOCUMENT No. ZOOMLION RN-167-00 Annex B Drawings	Page 99
		Date: 25/03/2025
		Update:

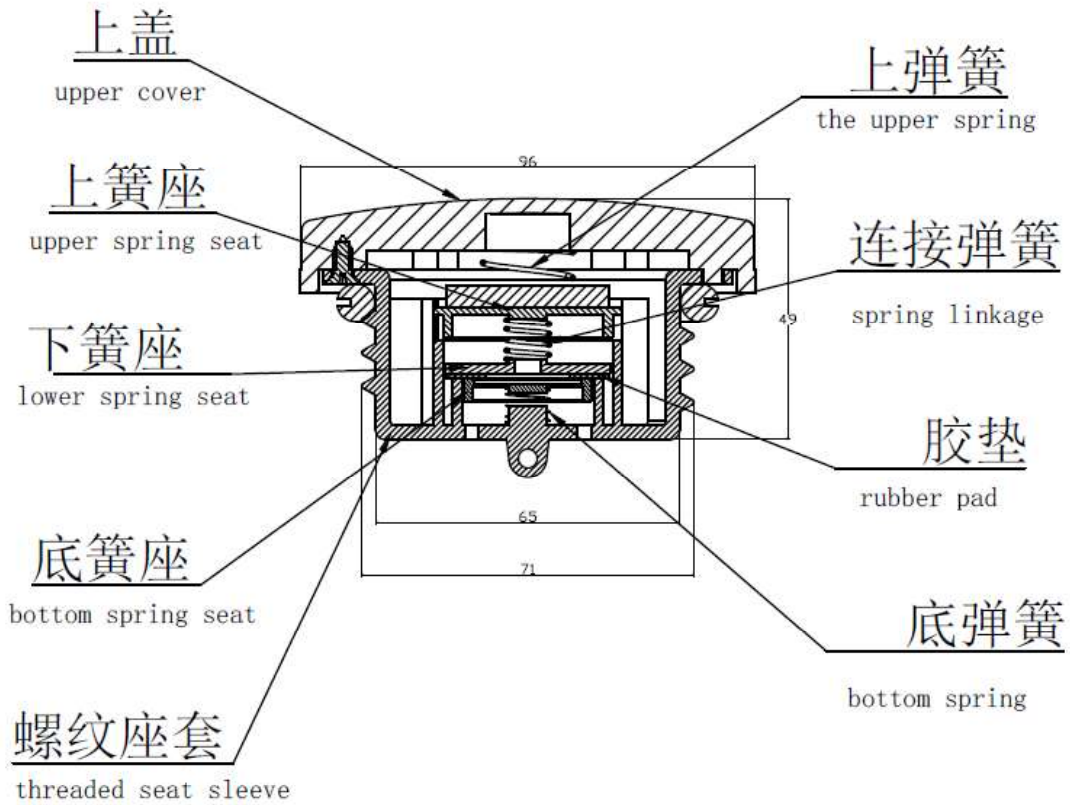
ZOOMLION RN-167-00-B16 Fuel tank



Type	1000425102
Maker	ZOOMLION
Capacity	200L
Material	LLDPE (M735RU)
Working pressure	6±1KPa

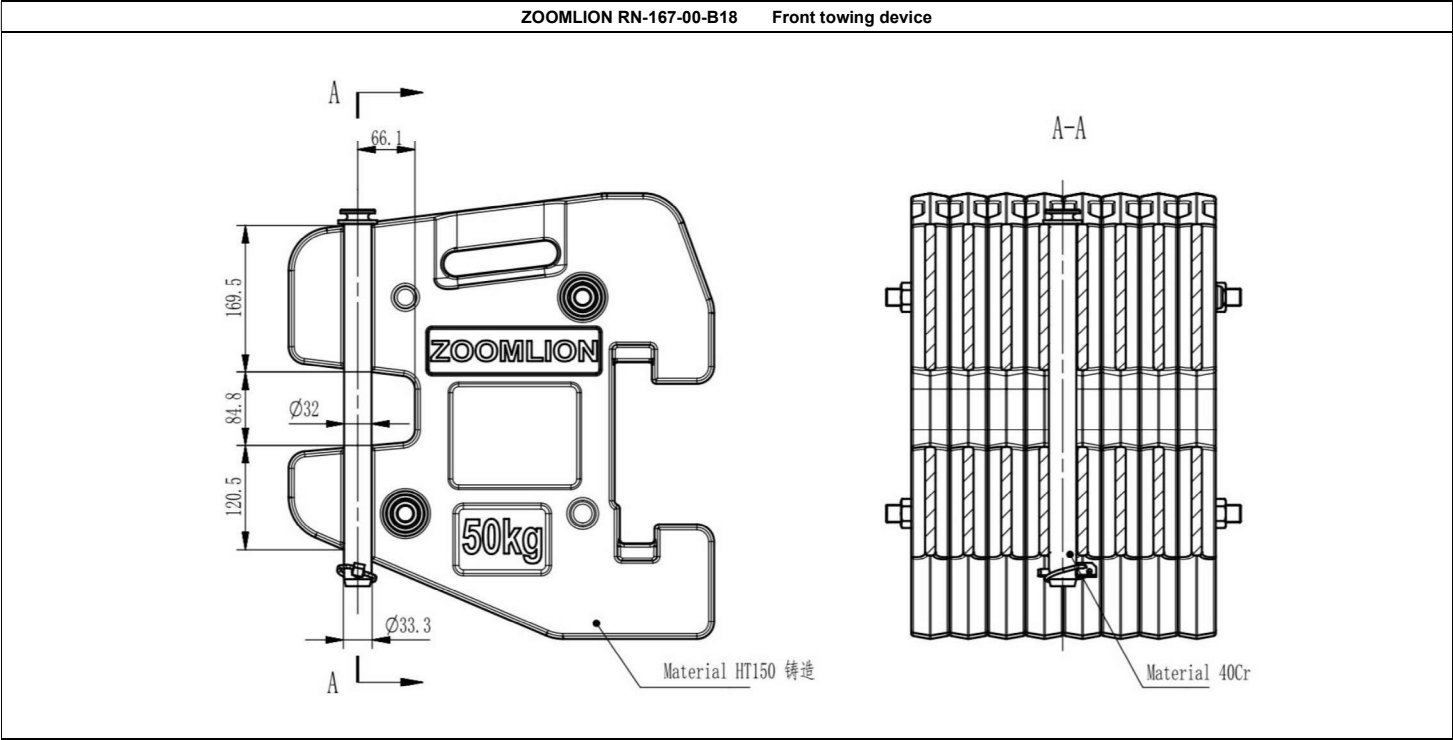
Zoomlion Agriculture Machinery Co., Ltd.	INFORMATION DOCUMENT No. ZOOMLION RN-167-00 Annex B Drawings	Page 100
		Date: 25/03/2025
		Update:

ZOOMLION RN-167-00-B17 Fuel tank cap




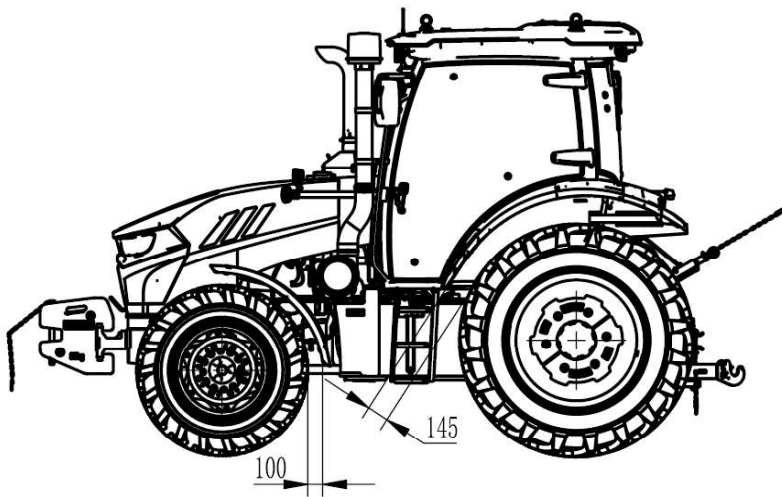
Type	015705050DAA00023
Maker	ZOOMLION
The ventilation valve opens	In pressure: $13 \pm 1 \text{ kPa}$
	In depressure: $-4 \pm 1 \text{ kPa}$

Zoomlion Agriculture Machinery Co., Ltd.	INFORMATION DOCUMENT No. ZOOMLION RN-167-00 Annex B Drawings	Page 101
		Date: 25/03/2025
		Update:



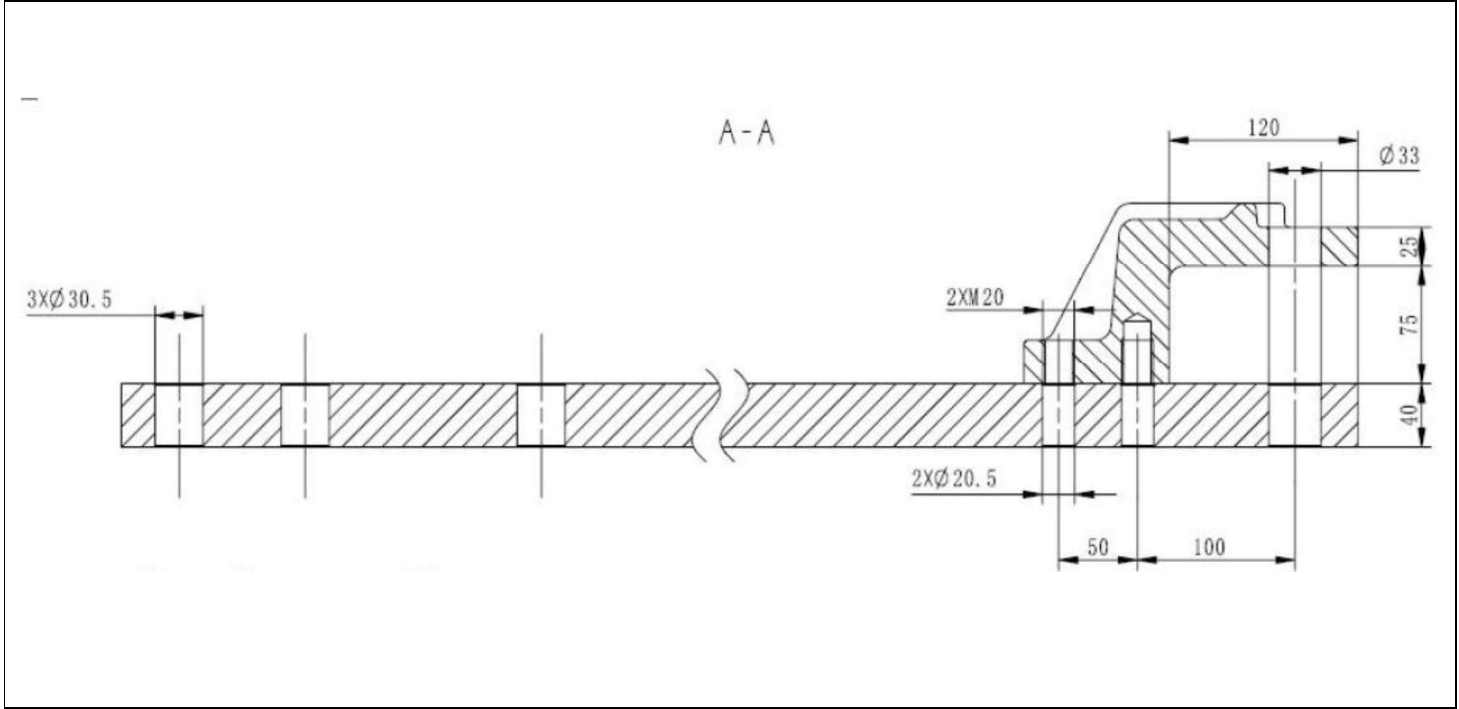
Zoomlion Agriculture Machinery Co., Ltd.	INFORMATION DOCUMENT No. ZOOMLION RN-167-00 Annex B Drawings	Page 102
		Date: 25/03/2025
		Update:

ZOOMLION RN-167-00-B19 Tyre clearance



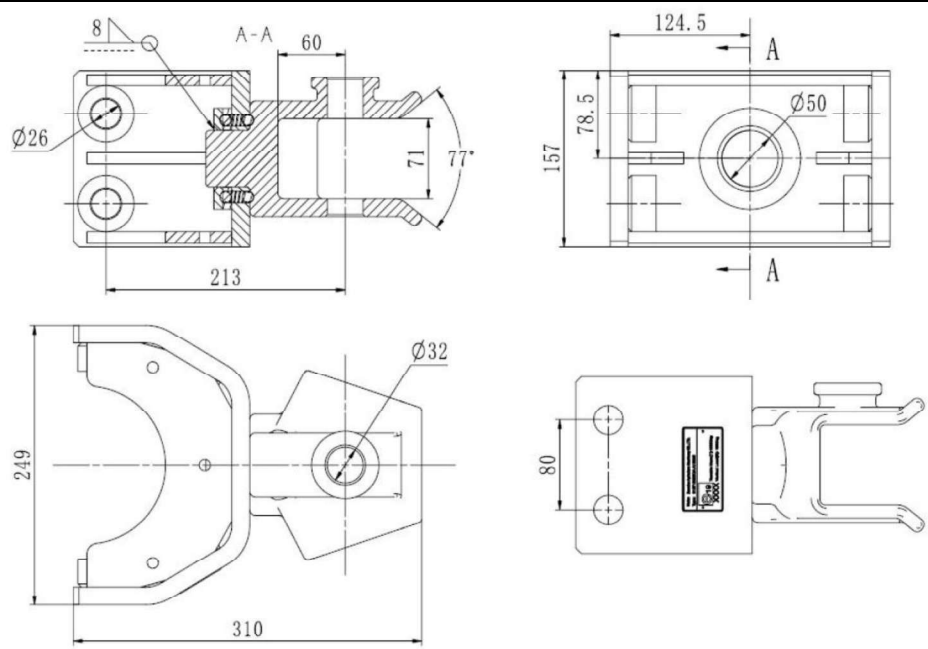
Zoomlion Agriculture Machinery Co., Ltd.	INFORMATION DOCUMENT No. ZOOMLION RN-167-00 Annex B Drawings	Page 103
		Date: 25/03/2025
		Update:

ZOOMLION RN-167-00-B20.1 Mechanical couplings (drawbar)

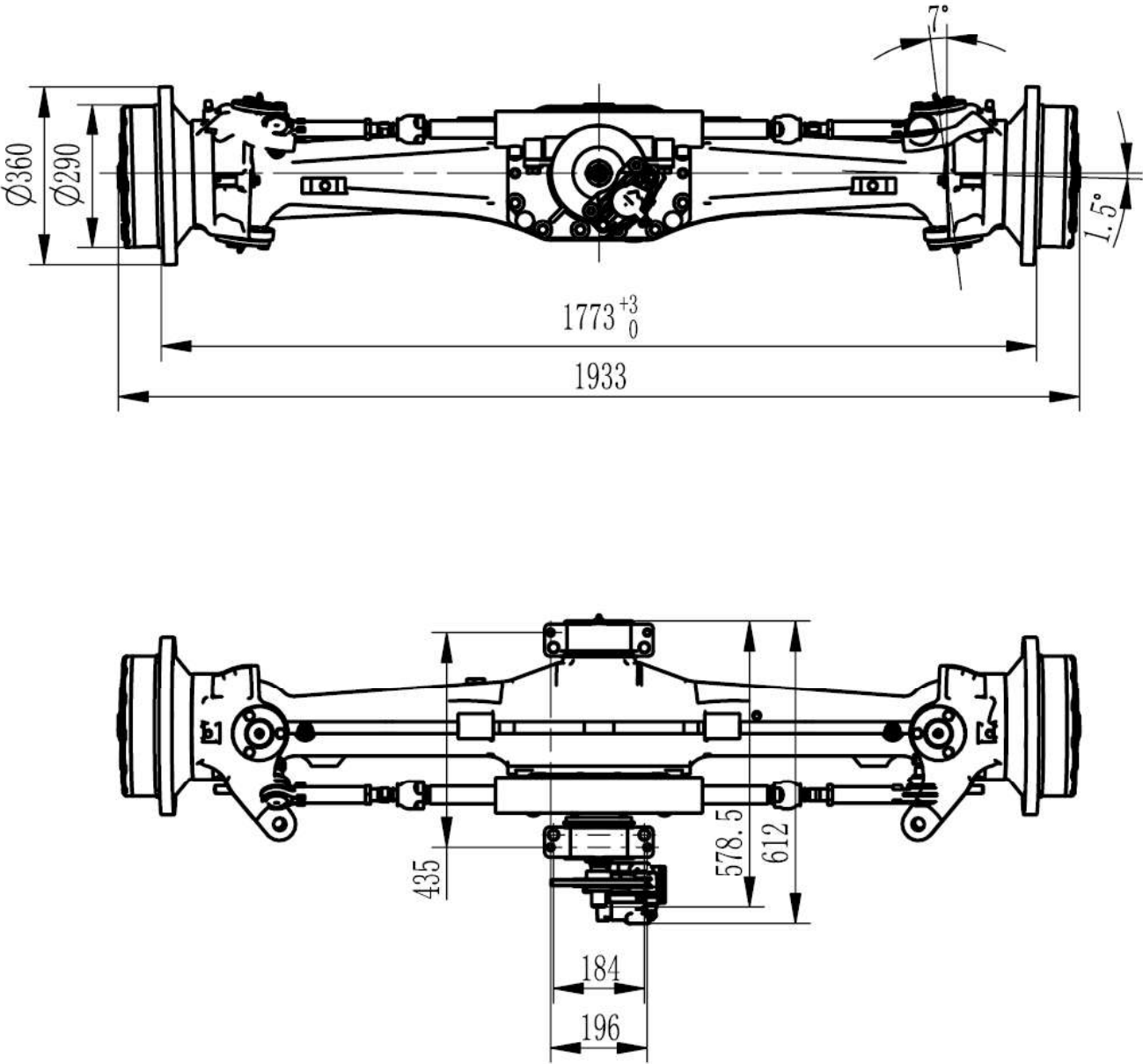


Zoomlion Agriculture Machinery Co., Ltd.	INFORMATION DOCUMENT No. ZOOMLION RN-167-00 Annex B Drawings	Page 104
		Date: 25/03/2025
		Update:

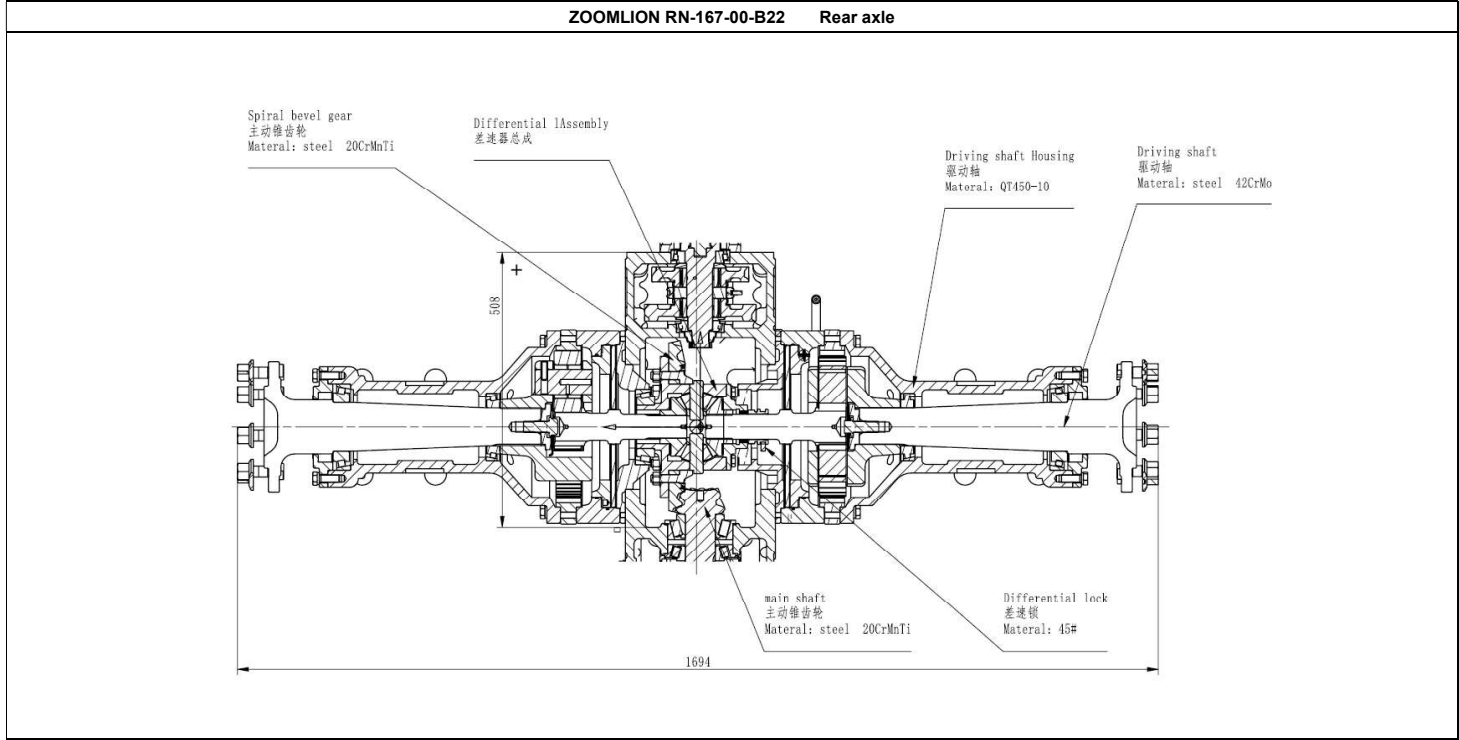
ZOOMLION RN-167-00-B20.2 Mechanical couplings (clevis)



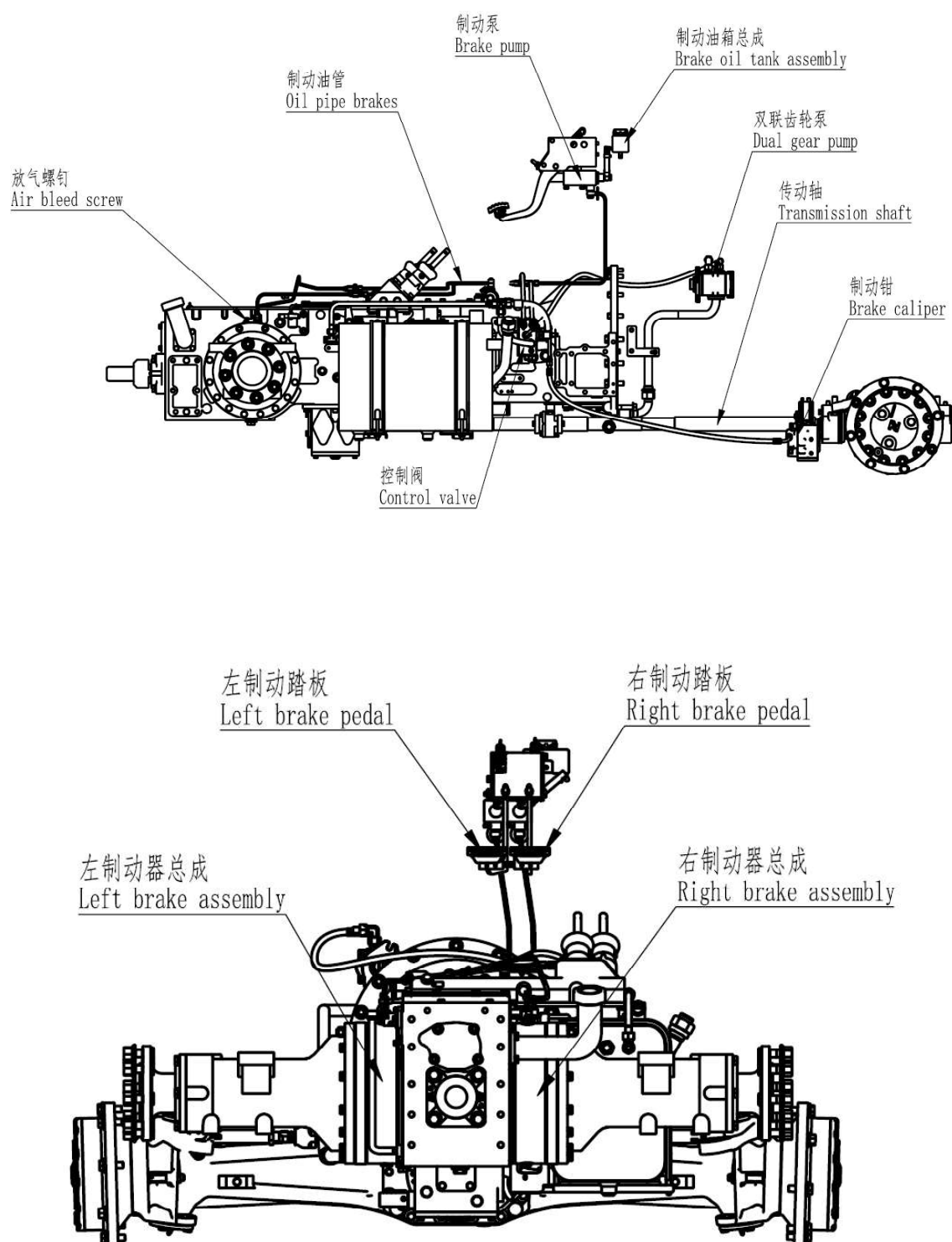
ZOOMLION RN-167-00-B21 Front axle



Zoomlion Agriculture Machinery Co., Ltd.	INFORMATION DOCUMENT No. ZOOMLION RN-167-00 Annex B Drawings	Page 106
		Date: 25/03/2025
		Update:

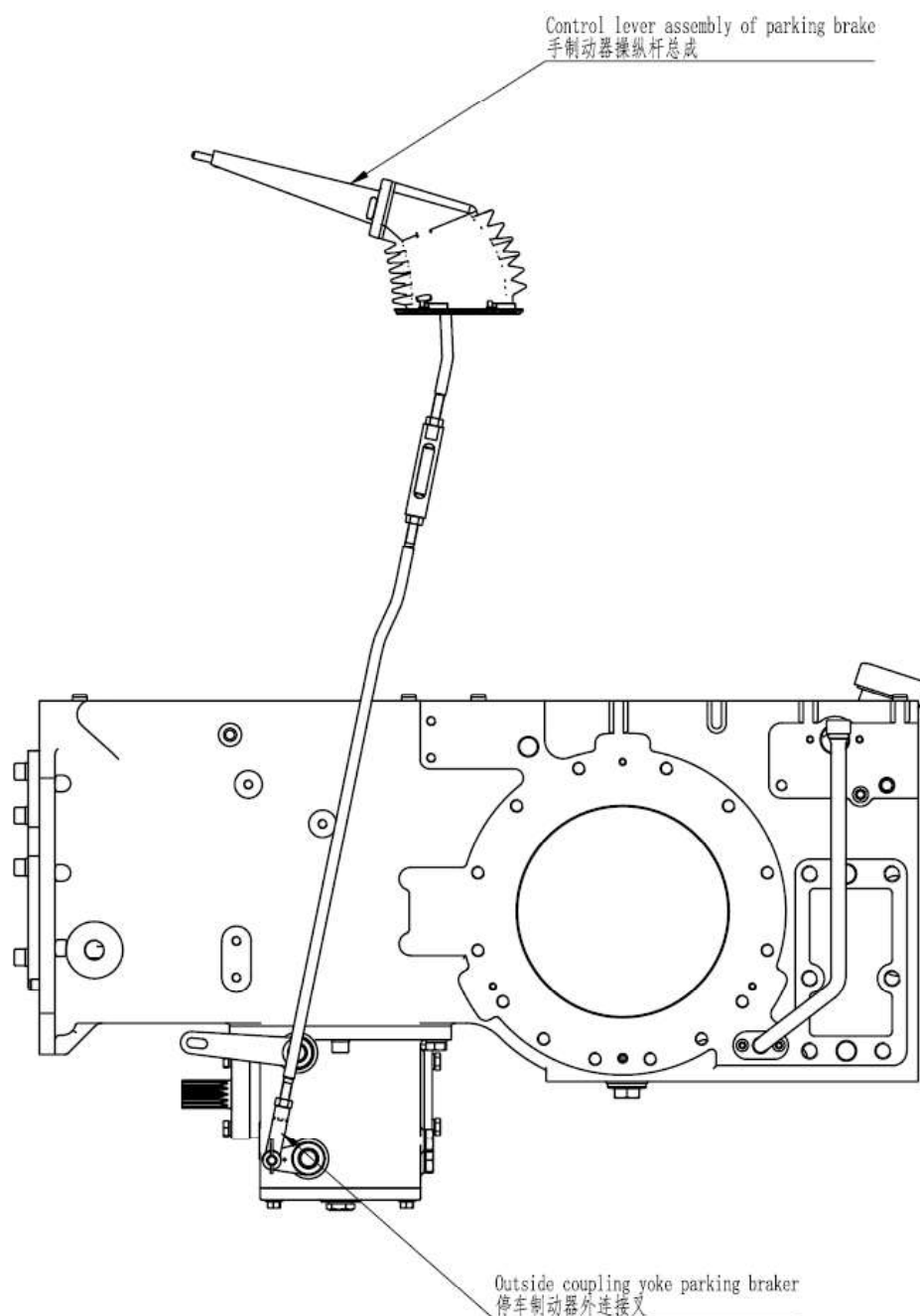


ZOOMLION RN-167-00-B23.1 Braking system (service brake)



ZOOMLION RN-167-00-B23.2 Braking system (parking brake)

v

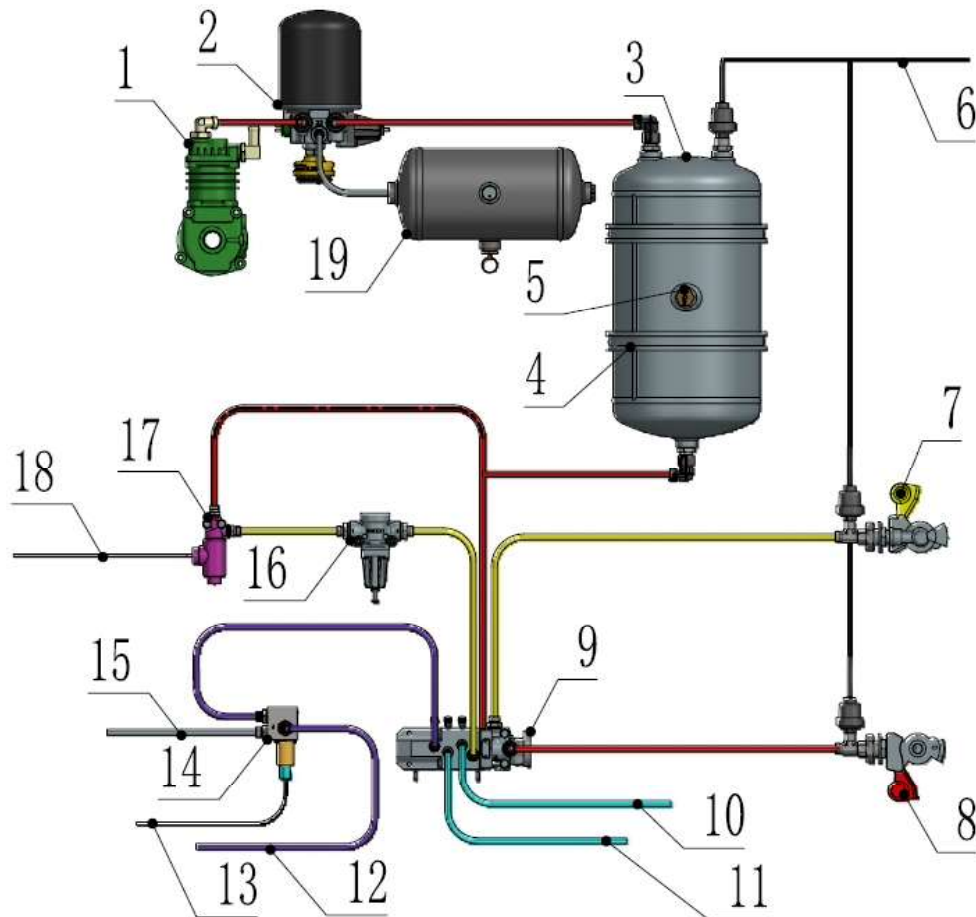


Zoomlion Agriculture Machinery Co., Ltd.	INFORMATION DOCUMENT No. ZOOMLION RN-167-00 Annex B Drawings	Page 109
		Date: 25/03/2025
		Update:

ZOOMLION RN-167-00-B23.3 Braking system (calculation)

No.	Item	Symbol/formula	Unit	RN904/RN1304
1	Max. laden mass of tractor	M	kg	6680
2	Max. laden mass on rear axle	Mr	kg	4170
3	Acceleration due to gravity	g	m/s	9.8
4	Dynamic radius of brake (front) tyres	r1	m	0.542
5	Dynamic radius of brake (rear) tyres	r2	m	0.738
6	Drive ratio between brake and rear axle	i	/	5.571
7	Tyre adhesion coefficient	μ	/	0.7
8	Tyre rolling resistance coefficient	f	/	0.02
9	Max. parking slope angle	α	°	12
10	Tractor wheelbase	L	m	2.38
11	Height of tractor gravity center	h	m	0.914
12	Longitudinal axis of tractor gravity center	a	m	1.135
13	Tractor speed when braking	V	km/h	40
14	Tractor speed when braking	v	m/s	11.11
15	Brake torque for front axle	$T1 = \mu * M * g * r1 * (a + \mu * h) / L$	Nm	18521.34
16	Brake torque for rear axle	$T2 = \mu * M * g * r2 * (L - a - \mu * h) / L$	Nm	8599.61
17	Tractor needed service brake torque	$Ws = M * g * \mu * r$	Nm	24837
18	Tractor needed parking brake torque	$Vp = Mr * g * r * \sin \alpha$	Nm	4605
19	Brake force on the front brake tyres	$F1 = T1 / r1$	N	34172
20	Brake force on the rear brake tyres	$F2 = T2 / r2$	N	11653
21	Total brake force	$F = F1 + F2$	N	45825
22	Brake deceleration	$A = F / M$	m/s ²	6.86
23	Min. brake distance	$S = v^2 / (2 * A)$	m	9.00
24	Max. allowed brake distance	$Sr = 0.15V + V^2 / 130$	m	18.31

ZOOMLION RN-167-00-B24 Towed vehicle braking devices (on towing vehicle)

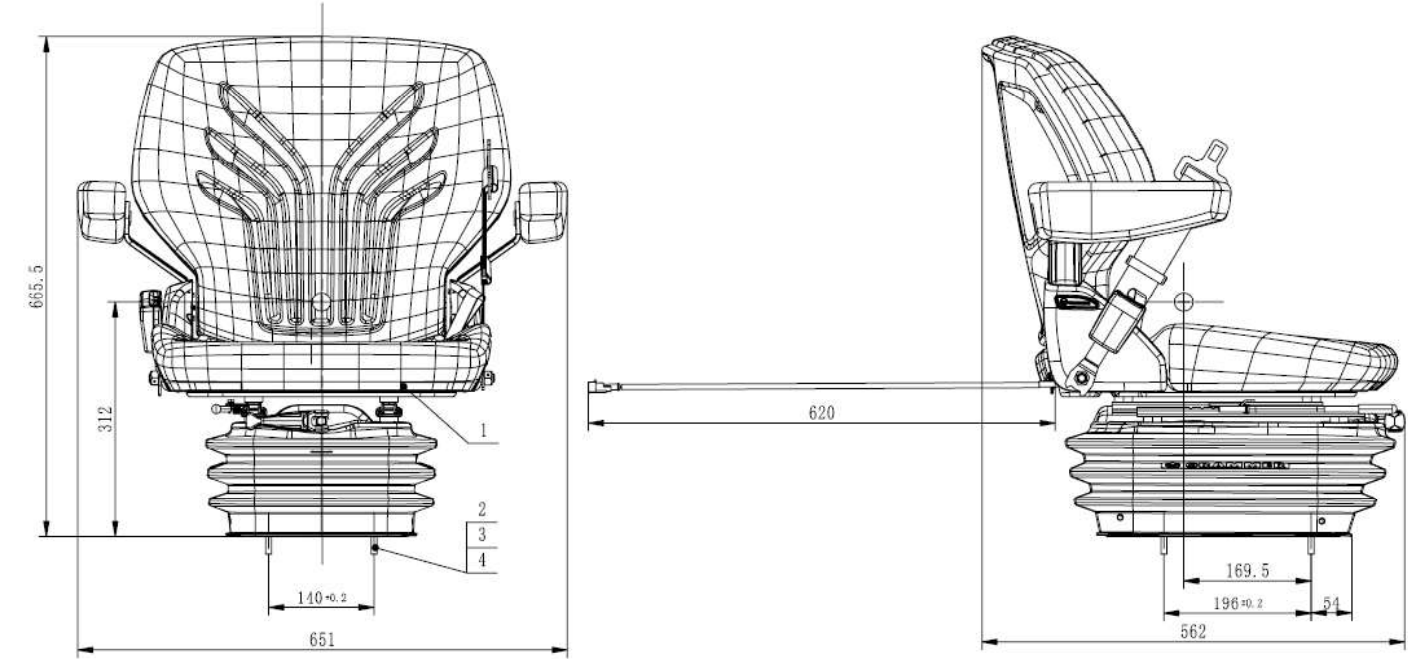


ITEM	DESIGNATION	ITEM	DESIGNATION
1	Compressor	11	Oil pipe connecting the tractor braking tube
2	Air dryer	12	Oil pipe connecting the pump
3	Air reservoir (20 litres)	13	Cable for Parking brake Solenoid valve
4	Clamp band	14	Parking brake Solenoid valve
5	Drain valve	15	Oil pipe connecting the Tank
6	Cable for air pressure sensor	16	Pressure regulating valve
7	Coupling head "brake" (yellow)	17	Pre-braking Solenoid valve
8	Coupling head "supply" (red)	18	Cable for Pre-braking Solenoid valve
9	Conventional trailer control valve	19	Air reservoir (5 litres)
10	Oil pipe connecting the tractor braking tube	20	

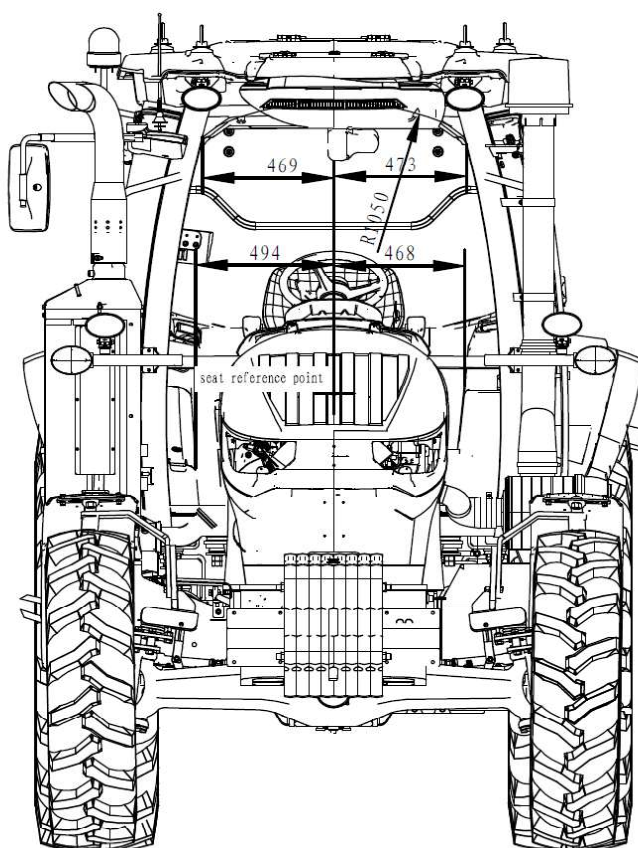
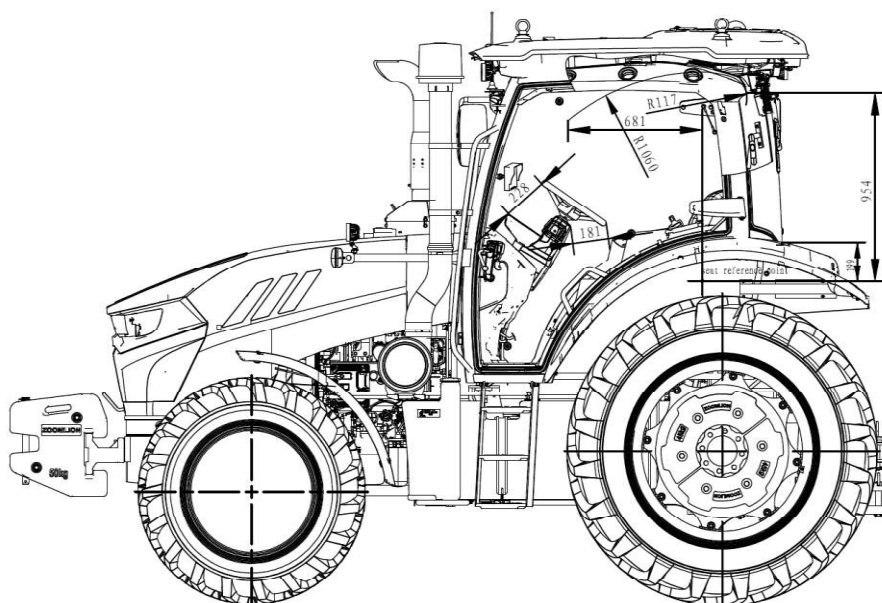
Compressed air enters air reservoir through the Air dryer and output into two paths .
First path (yellow quick coupling connector 9): the pneumatic control line for trailer braking. The compressed air is output through Conventional trailer control valve 9 which controlled by foot brake or hand brake
Second path (red quick coupling connector 8): the pneumatic supply line for for trailer braking

Zoomlion Agriculture Machinery Co., Ltd.	INFORMATION DOCUMENT No. ZOOMLION RN-167-00 Annex B Drawings	Page 111
		Date: 25/03/2025
		Update:

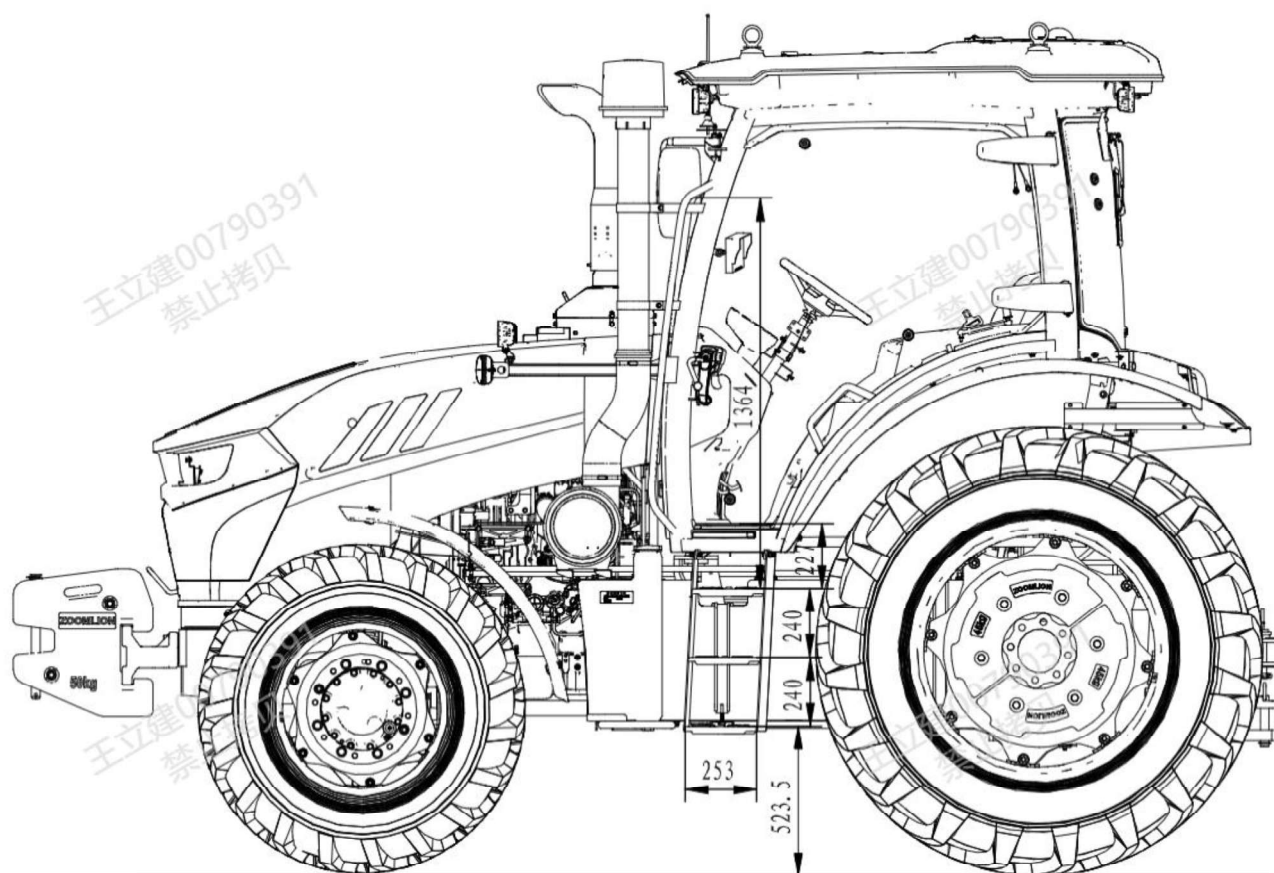
ZOOMLION RN-167-00-B25 Coordinates or drawing of the Seat Reference point(s) (S) of all seating positions



ZOOMLION RN-167-00-B26 Operating space

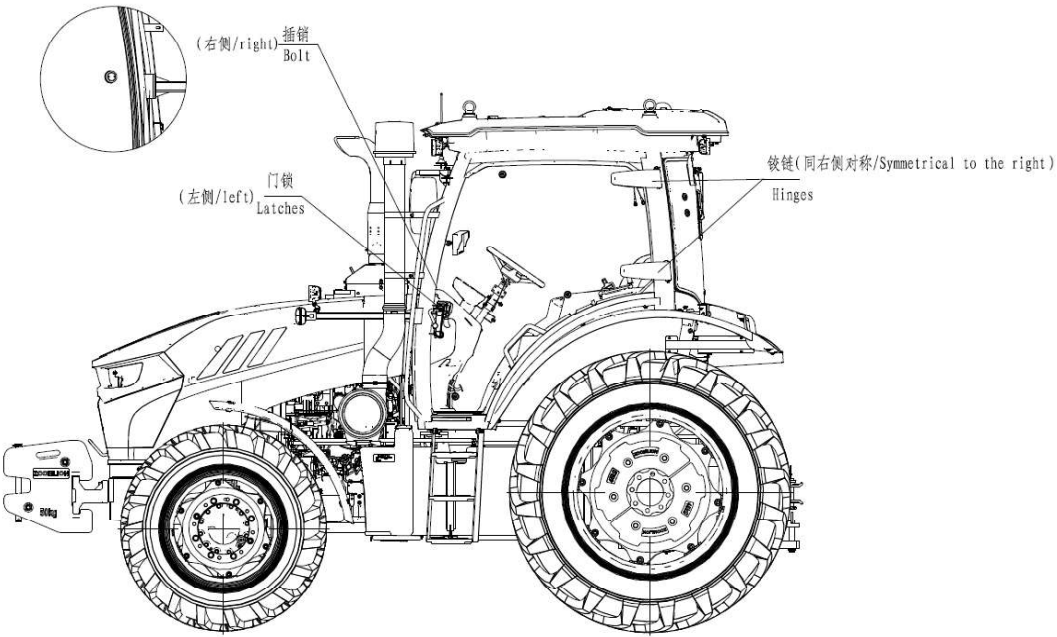


ZOOMLION RN-167-00-B27 Access to the driving position

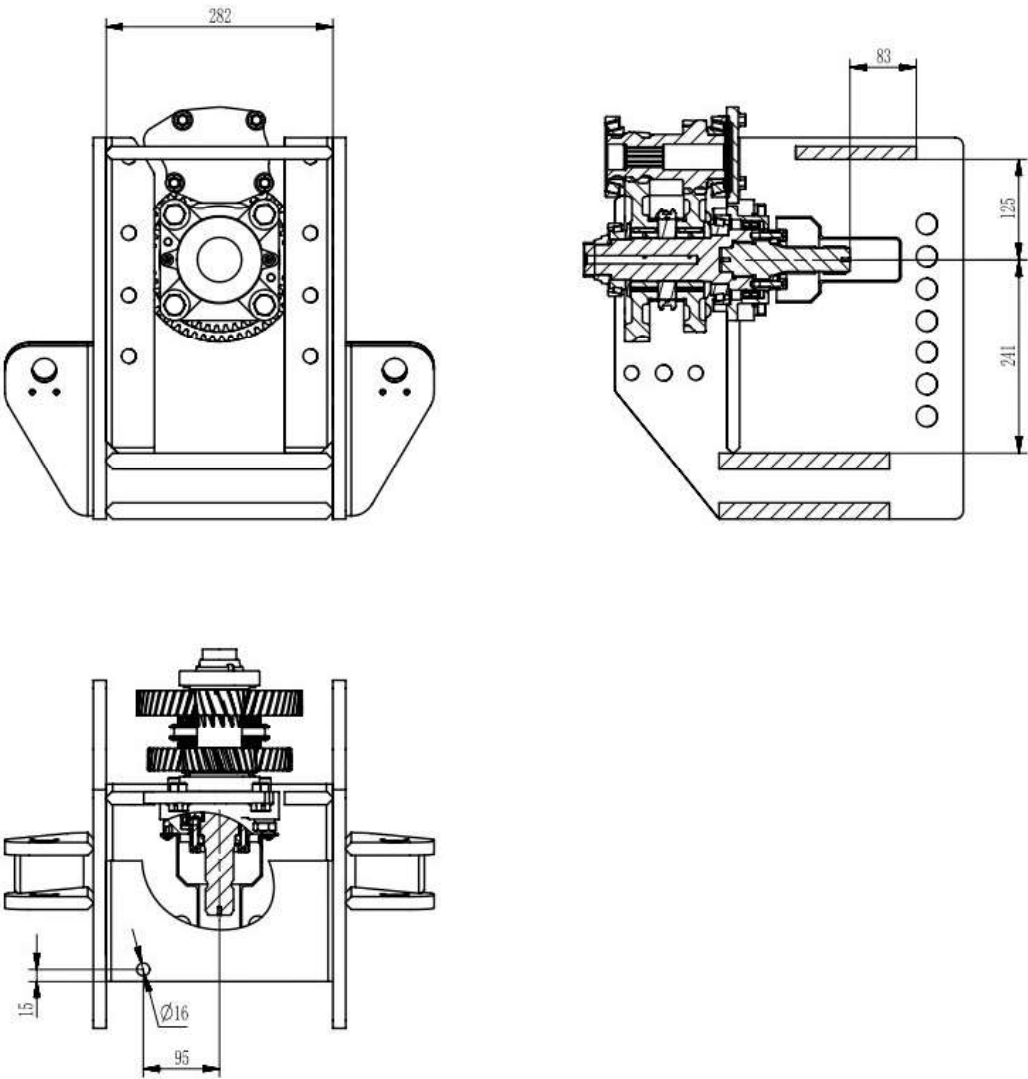


Zoomlion Agriculture Machinery Co., Ltd.	INFORMATION DOCUMENT No. ZOOMLION RN-167-00 Annex B Drawings	Page 114
		Date: 25/03/2025
		Update:

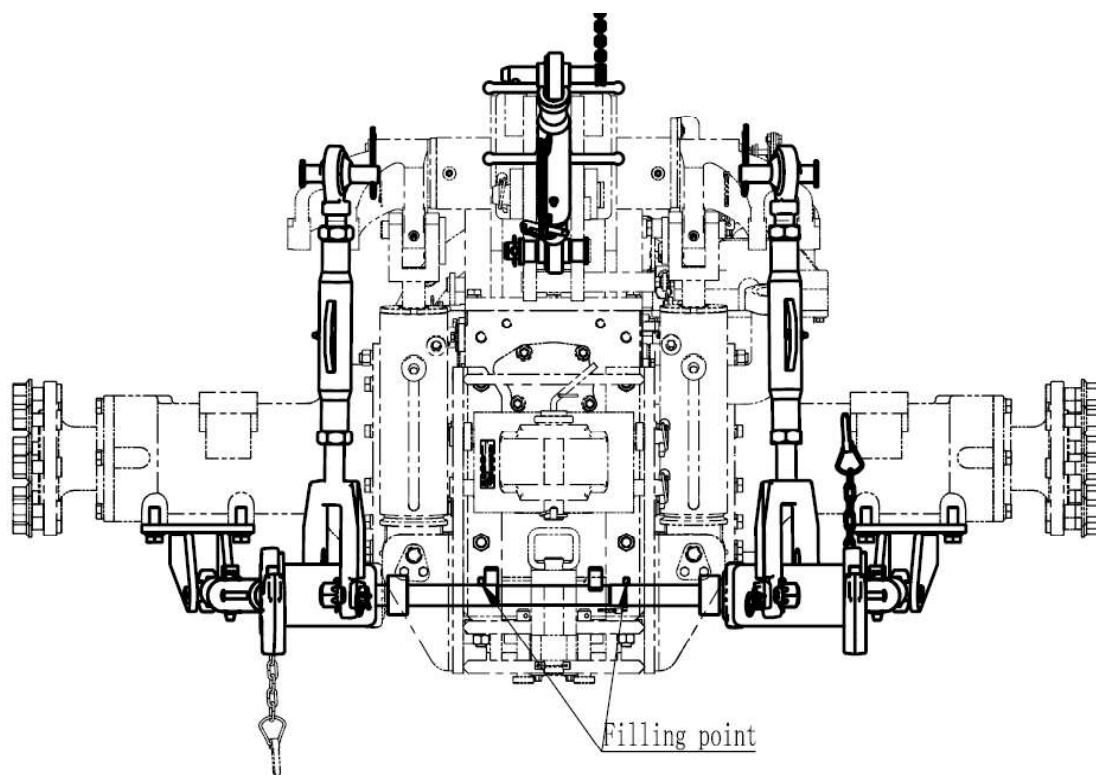
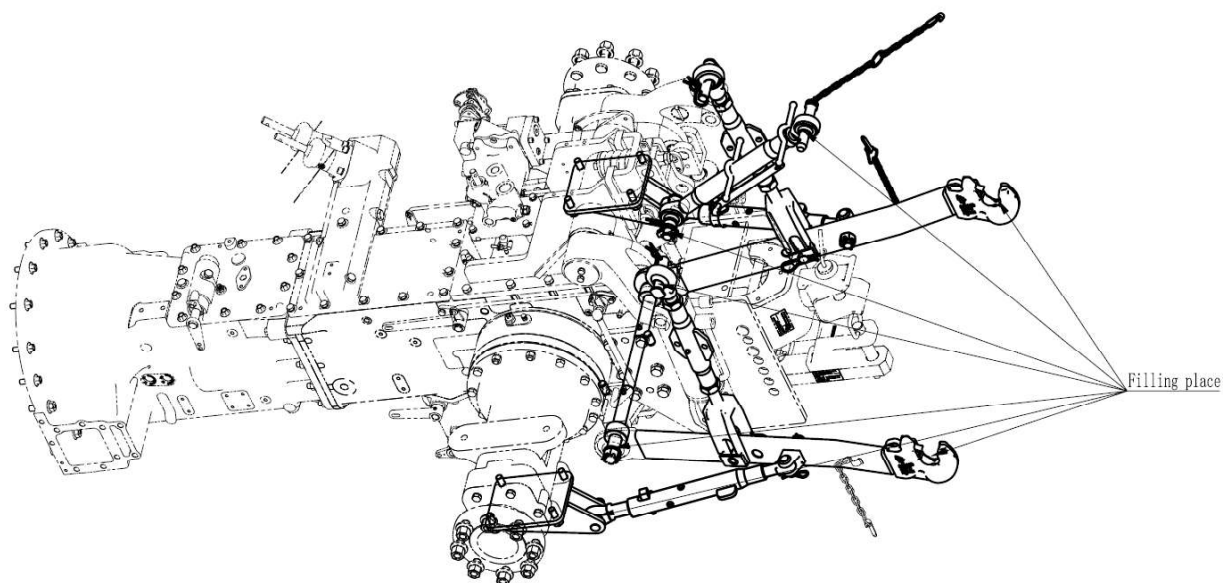
ZOOMLION RN-167-00-B28 Latches and hinges



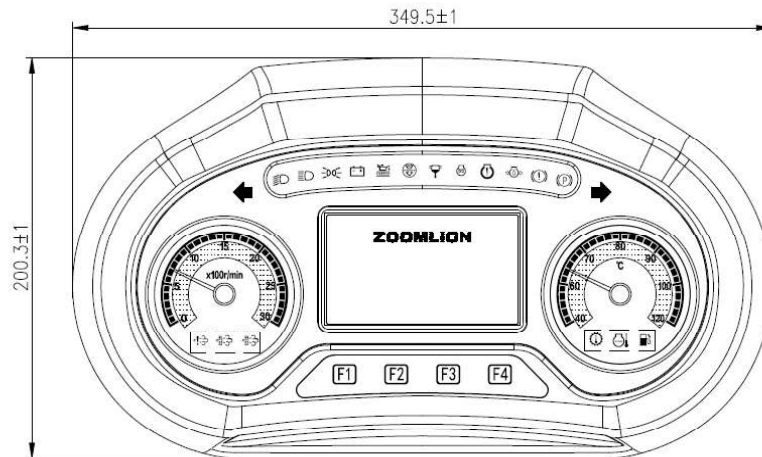
ZOOMLION RN-167-00-B29 PTO guard



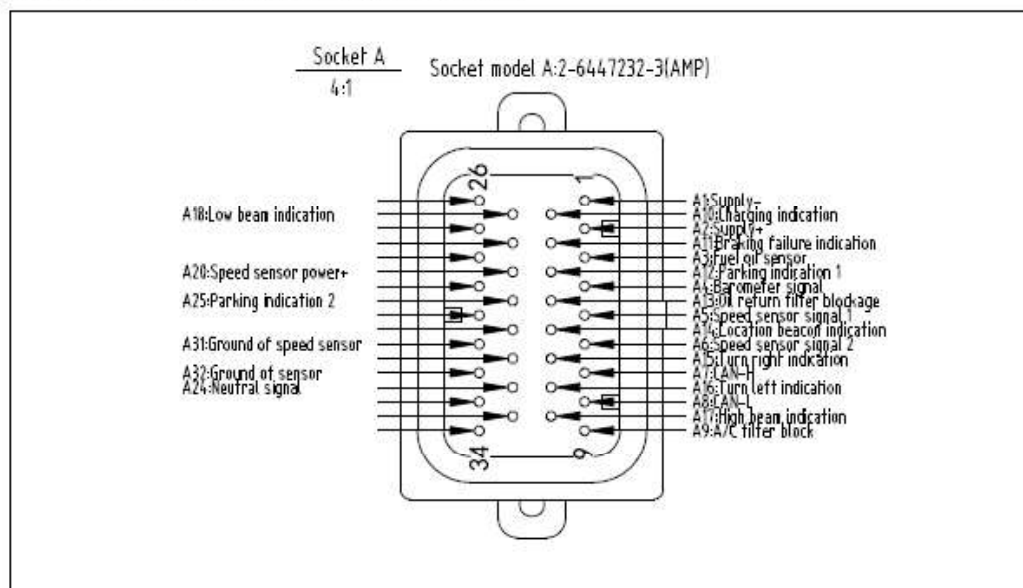
ZOOMLION RN-167-00-B30 Greasing point



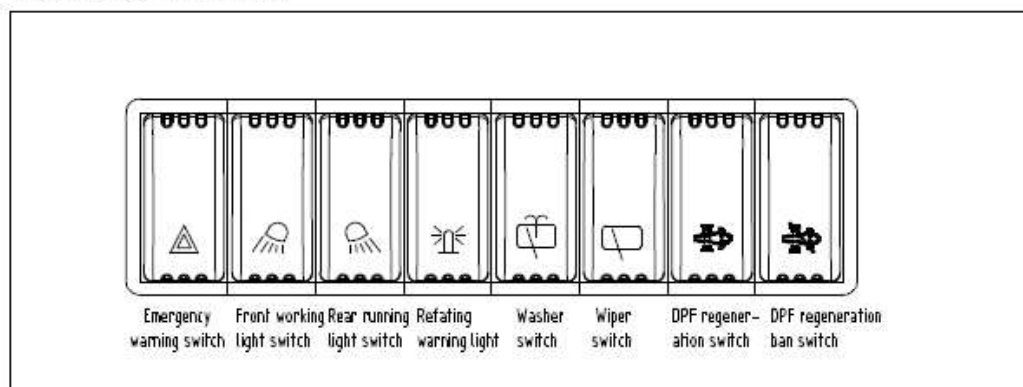
ZOOMLION RN-167-00-B31.1 Instrument panel (include indicators, tell-tales, etc.)



II. Function illustration, the insert on the back of the instrument.































III. Function diagram of the switch



ZOOMLION RN-167-00-B31.2 Instrument panel (include indicators, tell-tales, etc.)

I. Instrument functions

Indicator	NO.	1	2	3	4	5	6	7	8	9	10
	Name	Left-turn signal	Right-turn signal	Charging indication	Low beam indication	High beam indication	Location beacon indication	Engine preheating	Braking failure indication	Front working lamps	Rear working lamps
	Symbol										
	Colour	Green	Green	Red	Green	Blue	Green	Yellow	Red	Green	Green
	Control potentials	High	High	LOW	High	High	High	CAN signal	software control the left turns or under the lower limit.	CAN signal	CAN signal
	NO.	11	12	13	14	15	16	17	18	19	20
	Name	High water temperature alarm	Low oil pressure	Engine Fault	Oil-water separator	Parking indication	Low oil level alarm	High oil temperature alarm	DPF regeneration request	Post-processing indicator	DPF regeneration
	Symbol										
	Colour	Red	Red	Yellow	Red	Red	Yellow	Yellow	Yellow	Green	Red
	Control potentials	CAN signal	CAN signal	CAN signal	CAN signal	High	software control the left turns or under the lower limit.	CAN signal	CAN signal	CAN signal	CAN signal
	NO.	21	22	23	24	25	26	27	28		
	Name	DPF regeneration	PTO indication	Neutral signal	Parking-DPF indication	Personnel not in position indication	PTO-OPC indication	Low air pressure alarm 1	Low air pressure alarm 2		
	Symbol										
	Colour	Red	Green	Green	Red	Yellow	Red	Red	Red		
	Control potentials	CAN signal	CAN signal	High	CAN signal	CAN signal	CAN signal	software control the left turns or under the lower limit.	CAN signal		

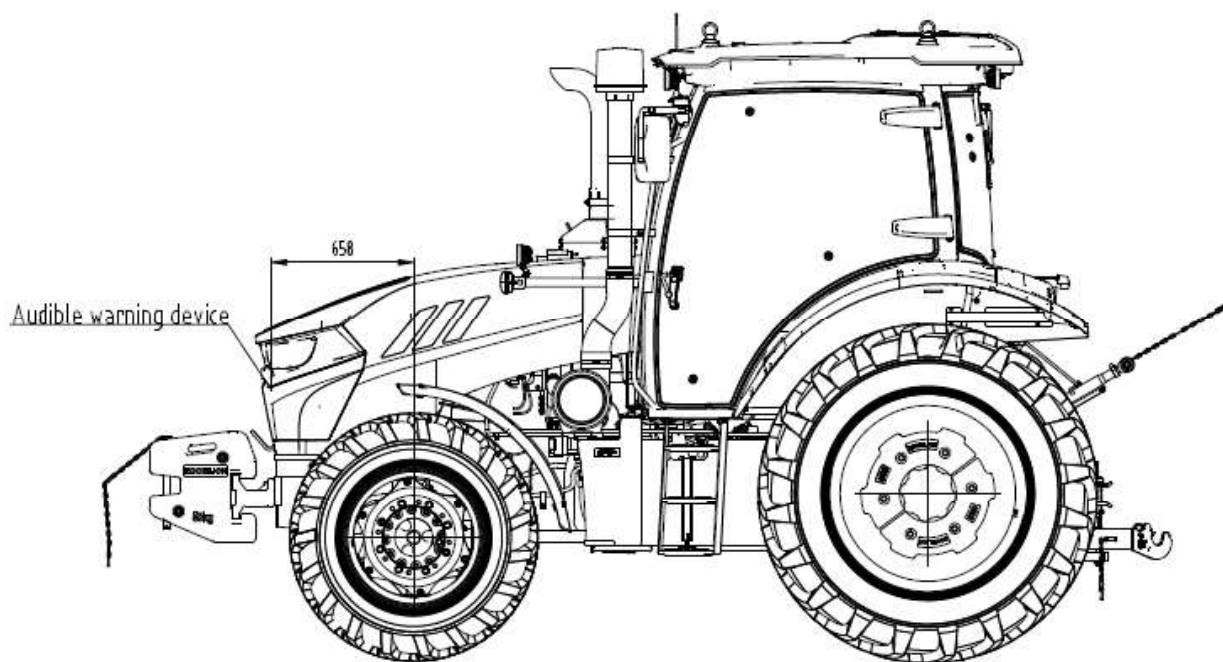
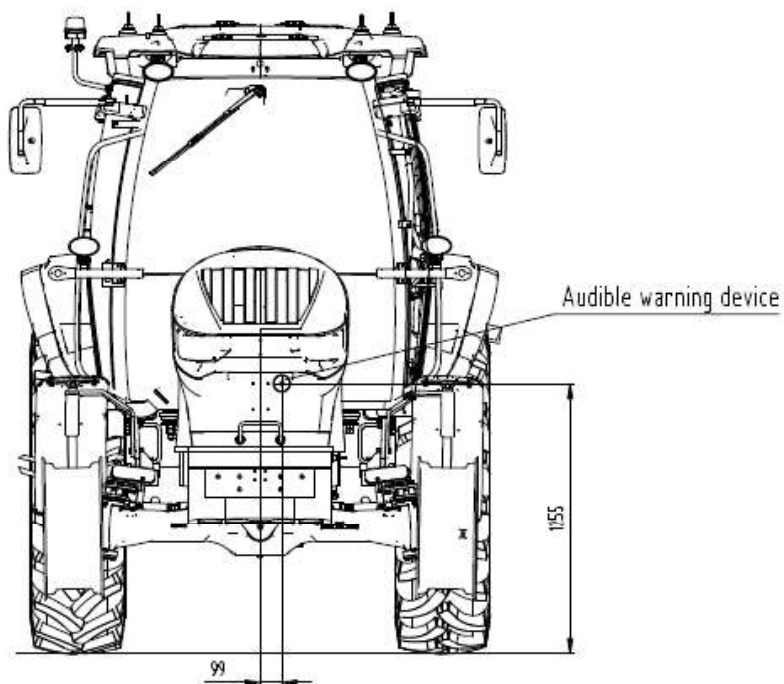
2.Speedometer indicator range 0-40km/h. CAN signal output required.Speedometer ID:0x0CFE6CEE

3.CAN shows ID:

NO.	Gauge name	Showing name	Showing name
1	Tachnometer	Tx_EEC1	0x0CF00400
2	Water temperature guage	Tx_ET	0x18FEEE00

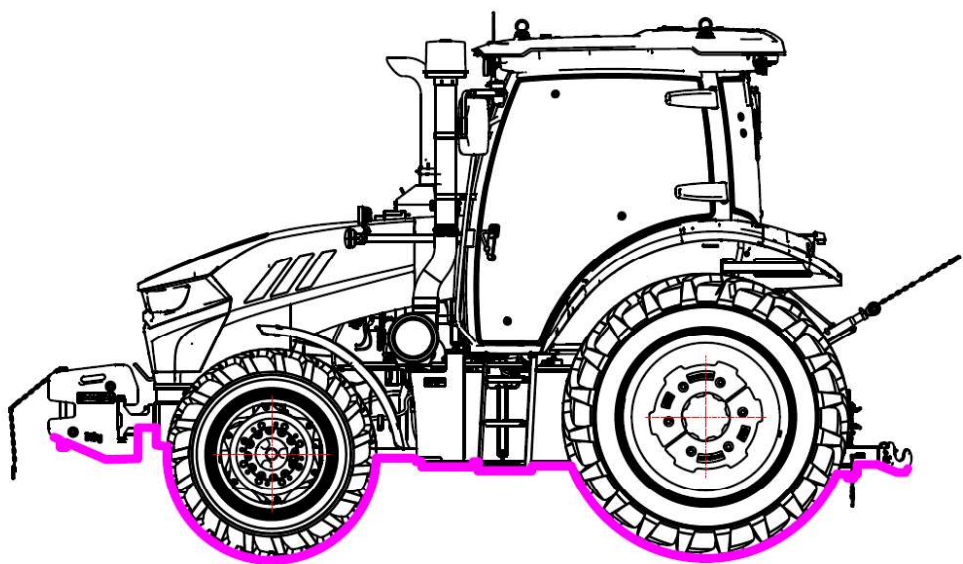
4.Hour meter When the speed is greater than 0rpm,the hour meter starts timing.The hour meter error is 0.05h.

ZOOMLION RN-167-00-B32 Audible warning device



Zoomlion Agriculture Machinery Co., Ltd.	INFORMATION DOCUMENT No. ZOOMLION RN-167-00 Annex B Drawings	Page 120
		Date: 25/03/2025
		Update:

ZOOMLION RN-167-00-B33 Floor line



Zoomlion Agriculture Machinery Co., Ltd.	INFORMATION DOCUMENT No. ZOOMLION RN-167-00 Annex C Declarations	Page 121
		Date: 25/03/2025
		Update:

List of Annex C Declarations	
Reference No.	Description
ZOOMLION RN-167-00-C1	Information on the type-approval procedure chosen
ZOOMLION RN-167-00-C2	Manufacturer's certificate on access to vehicle OBD and vehicle repair and maintenance information
ZOOMLION RN-167-00-C3	Declaration on anti-tampering of powertrain and speed-limitation device
ZOOMLION RN-167-00-C4	Statement of Structure Integrity for Tractor
ZOOMLION RN-167-00-C5	Persons authorized to sign the CertificateOf Conformity of the vehicles (COC)

Zoomlion Agriculture Machinery Co., Ltd.	INFORMATION DOCUMENT No. ZOOMLION RN-167-00 Annex C Declarations	Page 122
		Date: 25/03/2025
		Update:

ZOOMLION RN-167-00-C1	Information on the type-approval procedure chosen
------------------------------	--

Zoomlion Agriculture Machinery Co., Ltd.	INFORMATION DOCUMENT No. ZOOMLION RN-167-00 Annex C Declarations	Page 123
		Date: 25/03/2025
		Update:


ZOOMLION

Information
on the type-approval procedure chosen in accordance with
article 20(1) of regulation (EU) no 167/2013
of the European Parliament and of the Council

The undersigned:		Wang Zimeng (王子萌)
Company name and address of the manufacturer		Zoomlion Agriculture Machinery Co., Ltd. No. 16, E'xi Road, Sanshan Economic Development Zone, Wuhu City, Anhui 241080, P.R. China
Name and address of the manufacturer's representative (if any)		Zoomlion Europe GmbH Lohrgraben 2, 55444, Waldlaubersheim / Germany
Hereby applies for type-approval procedure:		a) step by step type approval b) single-step type-approval c) mixed type approval
Where procedures (a) or (c) are chosen, compliance with requirements as under (b) is declared for all systems, components and separate technical units.		
Multi-stage type-approval chosen in accordance with Article 20 (5) of Regulation (EU) No 167/2013:		yes/no
Information on the vehicle(s) to be filled in, if application is for EU whole-vehicle type-approval:		
1.1.	Make (trade name of the manufacturer):	ZOOMLION
1.2.	Type:	RN
1.2.1.	Variant(s):	RN904, RN1304
1.2.2.	Version(s):	Not applicable
1.2.3.	Commercial name(s) (if available):	Not applicable
1.2.4.	Type-approval number(s) of the previous stage(s)	Not applicable
1.3.	Category, subcategory and speed index of the vehicle:	T1a
Applies for type-approval of:		a) a complete vehicle type b) completed vehicle type c) an incomplete vehicle type d) a vehicle type with complete and incomplete variants e) a vehicle type with completed and incomplete variants
Information to be filled in, if application is for type-approval of a system/component/separate technical unit:		
2.1.	Make(s) (trade name(s) of manufacturer):	Not applicable
2.2.	Type:	Not applicable
2.2.1.	Commercial name(s) (if available):	Not applicable
2.8.	Virtual and/or self-testing:	Not applicable
2.8.1.	Overview list with virtual and/or self-tested systems, components or separate technical units pursuant to Article 27(4) and Article 60 of Regulation (EU) No 167/2013:	Not applicable

Zoomlion Agriculture Machinery Co., Ltd.	INFORMATION DOCUMENT No. ZOOMLION RN-167-00 Annex C Declarations	Page 124
		Date: 25/03/2025
		Update:

ZOOMLION

Overview table virtual and/or self-testing			
Delegated act reference	Annex No	Requirement	Restrictions/ Comments
Not applicable			
2.8.2.	Detailed report on validation of virtual and/or self-testing added:	Not applicable	
Place:		Wuhu, P.R. China	
Date:		28/02/2025	
Name and position in the company:		Wang Zimeng 王子萌 Homologation engineer	
Signature:			

Zoomlion Agriculture Machinery Co., Ltd.	INFORMATION DOCUMENT No. ZOOMLION RN-167-00 Annex C Declarations	Page 125
		Date: 25/03/2025
		Update:

ZOOMLION RN-167-00-C2	Manufacturer's certificate on access to vehicle OBD and vehicle repair and maintenance information
------------------------------	---

**Manufacturer's certificate on access to vehicle OBD
and vehicle repair and maintenance information**

A duly completed version of this certificate shall be included in the information folder.

Reference number: RN-001

The undersigned: Wang Zimeng 王子萌, as the legal representative of

Company name and address of the manufacturer	Zoomlion Agriculture Machinery Co., Ltd.
Name and address of the manufacturer's representative (if any)	No. 16, E'xi Road, Sanshan Economic Development Zone, Wuhu City, Anhui 241080, P.R. China

Hereby certifies that:

It provides access to vehicle OBD and vehicle repair and maintenance information in compliance with:

- Chapter XV of Regulation (EU) No 167/2013
- Annex V to Commission Delegated Regulation (EU) No 1322/2014

With respect to the types of vehicle, system, component and/or separate technical unit listed in the **Addendum 1** to this certificate.

The following exceptions apply:

- small volume manufacturers
- use of proprietary hardware for reprogramming of control units

The principal website address, through which the relevant information may be accessed and which are hereby certified to be in compliance with the above provisions, are listed in the **Addendum 2** to this certificate. The contact details of the responsible manufacturer's representative whose signature is below are laid down in the **Addendum 3** to this certificate.

Where applicable: The manufacturer hereby also certifies that it has complied with the obligation in Article 53(8) of Regulation (EU) No 167/2013 to provide the relevant information for previous approvals of these vehicle types no later than six months after the date of type-approval.

Place: Wuhu, China

Date: 2025.02.27

Signature(authorized person):

Zimeng Wang 王子萌

Addendum 1

**To manufacturer's certificate with reference number RN-001
on access to vehicle OBD and vehicle repair and maintenance information**

List of the type(s) of vehicle:

1.2. Type : RN

1.2.1. Variant(s): RN904, RN1304

1.2.2. Version(s): Not applicable

1.2.3 Commercial name(s) (if available): Not applicable

1.3. Category, subcategory and speed index of the vehicle: T1a

EU type-approval number including extension number (if available): Not applicable

EU type-approval issued on (date, if available): Not applicable

Addendum 2

**To manufacturer's certificate with reference number RN-001
on access to vehicle OBD and vehicle repair and maintenance information**

Web site address referred to in this certificate:

<http://www.myzoomlion.com>

Addendum 3

**To manufacturer's certificate with reference number RN-001
on access to vehicle OBD and vehicle repair and maintenance information**

Contact details of the manufacturer's representative referred to in this certificate:

Name: Zoomlion Europe GmbH

Add: Lohrgraben 2, 55444, Waldlaubersheim / Germany

Tel: +49 15259139977

Email: vincent.deng@zoomlion.com

Zoomlion Agriculture Machinery Co., Ltd.	INFORMATION DOCUMENT No. ZOOMLION RN-167-00 Annex C Declarations	Page 130
		Date: 25/03/2025
		Update:

ZOOMLION RN-167-00-C3	Declaration on anti-tampering of powertrain and speed-limitation device
------------------------------	--

**DECLARATION ON ANTI-TAMPERING
OF POWERTRAIN AND SPEED-LIMITATION DEVICE**

The undersigned:

Wang Zimeng 王了萌, as the legal representative of

- | | | |
|-------|--|--|
| 0.4 | Company name and address of manufacturer: | Zoomlion Agriculture Machinery Co., Ltd.
No. 16, E'xi Road, Sanshan Economic Development Zone,
Wuhu City, Anhui 241080, P.R. China |
| 0.4.2 | Name and address of the manufacturer's representative (if any) : | Zoomlion Europe GmbH
Lohrgraben 2, 55444, Waldlaubersheim / Germany |

Hereby declares that:

- | | | |
|-------|--|----------------|
| 0.1 | Make (trade name of the manufacturer): | ZOOMLION |
| 0.2 | Type : | RN |
| 0.2.1 | Variant(s): | RN904, RN1304 |
| 0.2.2 | Version(s): | Not applicable |
| 0.2.3 | Commercial name(s) (if available): | Not applicable |
| 0.3 | Category, subcategory and speed index of vehicle:. | T1a |

Will not market interchangeable components which could involve an increase in the propulsion performance of the vehicle variant.

Place: Wuhu, China

Date: 2025.02.27

Signature (the authorized person):

Zimeng Wang 王了萌

Zoomlion Agriculture Machinery Co., Ltd.	INFORMATION DOCUMENT No. ZOOMLION RN-167-00 Annex C Declarations	Page 132
		Date: 25/03/2025
		Update:

ZOOMLION RN-167-00-C4	Statement of Structure Integrity for Tractor
-----------------------	--

Statement of Structure Integrity for Tractor

The undersigned:

Wang Zimeng 王子萌, as the legal representative of

0.4.	Company name and address of manufacturer:	Zoomlion Agriculture Machinery Co., Ltd. No. 16, E'xi Road, Sanshan Economic Development Zone, Wuhu City, Anhui 241080, P.R. China
0.4.2.	Name and address of the manufacturer's representative (if any)	Zoomlion Europe GmbH Lohrgraben 2, 55444, Waldlaubersheim / Germany

Hereby declares that:

0.1	Make (trade name of the manufacturer):	ZOOMLION
0.2.	Type :	RN
0.2.1.	Variant(s):	RN904, RN1304
0.2.2.	Version(s) (2):	Not
0.2.3	Commercial name(s) (if available):	Not applicable
0.3.	Category, subcategory and speed index of vehicle:	T1a


Have be designed and constructed with systems, components and separate technical units affecting occupational safety to withstand intended use over the normal lifetime, taking into account regular and scheduled maintenance and specific equipment adjustments that clearly and unambiguously set out in the operator's manual provided with the vehicle.

And vehicle assembly and construction in the assembly plants, in particular the processes relating to the vehicle frame, chassis and body and the drivetrain, be covered by a quality assurance system to ensure that essential mechanical connections, such as welds and threaded connections, as well as other relevant material characteristics, are checked and verified.

Place: Wuhu, China

Date: 2025.02.27

Signature (the authorized person):

Zimeng Wang


Zoomlion Agriculture Machinery Co., Ltd.	INFORMATION DOCUMENT No. ZOOMLION RN-167-00 Appendix C Declarations	Page 134
		Date: 25/03/2025
		Update:

ZOOMLION RN-167-00-C5	Persons authorized to sign the CertificateOf Conformity of the vehicles (COC)
------------------------------	--

Persons authorized to sign the certificates of conformity
of the vehicles manufactured by
Zoomlion agriculture machinery co., ltd.

NAME	POSITION	SPECIMEN OF THE SIGNATURE
王子萌 Wang Zimeng	Homologation engineer	Zimeng Wang 王子萌



Place: Wuhu, China

Date: 2025.02.27

Stamp:

Zoomlion Agriculture Machinery Co., Ltd.	INFORMATION DOCUMENT No. ZOOMLION RN-167-00 Annex D Specimen of the Certificate of Conformity (COC)	Page 136
		Date: 25/03/2025
		Update:

ZOOMLION RN-167-00-D	Specimen of the Certificate of Conformity (COC)
----------------------	---

COMPLETE VEHICLES
EU CERTIFICATE OF CONFORMITY

The undersigned.....(full name and position)

hereby certifies that the following complete vehicle:

1.1.	Make (trade name of the manufacturer)	ZOOMLION
1.2.	Type	RN
1.2.1.	Variant	RN1304
1.2.2.	Version	Not applicable
1.2.3.	Commercial name (if available)	Not applicable
1.3.	Category, subcategory and speed index of vehicle	T1a
1.4.	Company name and address of manufacturer	Zoomlion Agriculture Machinery Co., Ltd. No. 16, E'xi Road, Sanshan Economic Development Zone, Wuhu City, Anhui 241080, P.R. China
1.4.2.	Name and address of manufacturer's authorised representative (if any):	Henan Zoomlion Intelligent Agriculture Machinery Co., Ltd. 98# Songcheng Road, Kaifeng District, Henan Pilot Free Trade Zone, Henan Province 471000, P.R. China
1.5.1.	Location of the manufacturer's statutory plate	Front of the seat base
1.5.2.	Method of attachment	Riveted
1.6.1.	Location of the vehicle identification number on the chassis	Front of the chassis - right side
2.	Vehicle identification number	*ZLARN130PS0000202*

Conforms in all respects to the type described in EU type-approval e5*167/2013*00XXX*00 (type-approval number including extension number) issued on XX/XX/2025 (date of issue), and can be permanently registered in Member States having right/left-hand traffic and using metric/imperial units for the speedometer.

Place: Wuhu, Anhui Province, P. R. China

Date:

Signature:

General construction characteristics

3.3.1.	Number of axles and wheels	2 axles, 4 wheels
3.3.2.	Number and position of axles with twinned wheels	Not applicable
3.3.3.	Number and position of steered axles	1, F
3.3.4.	Number and position of powered axles	2, F&R
3.3.5.	Number and position of braked axles	2, F&R
3.4.1.	Crawler undercarriage configuration: set of track trains at front/set of track trains at rear/set of track trains at front and set of track trains at rear/continuous track train at each side of the vehicle	
3.4.2.	Number and position of powered set of track trains	
3.4.3.	Number and position of braked set of track trains	
3.4.4.	Steering by:	
	-- changing the speed between the left-hand side and right-hand side track trains: yes/no	Not applicable
	-- pivoting of two opposite or all four track trains: yes/no	
	-- articulation of the front and rear part of the vehicle around a central vertical axis: yes/no	
	-- articulation of the front and rear part of the vehicle around a central vertical axis and changing the direction of the wheels on the wheeled axle: yes/no	

Constructions characteristics for special purpose

47.1.	Vehicle equipped with falling object protective structures (FOPS) for forestry applications	Yes/no
47.2.	Vehicle equipped with falling object protective structures (FOPS) for other applications than forestry	Yes/no
55.1.	Vehicle equipped with protection against penetrating objects s (OPS) for forestry applications	Yes/no
55.2.	Vehicle equipped with protection against penetrating objects s (OPS) for other applications than forestry	Yes/no
58.3.	Vehicle equipped with a cab classified for protection against hazardous substance for category: 2/3/4 and Dust filter/Aerosol filter/Vapour filter with regard to protection against hazardous substance.	Not applicable
59.	Vehicle with machinery mounted on it	Yes/no
59.1.	General description of the machinery and its inter-action with the vehicle:	Not applicable

Masses

4.1.1.1	Unladen mass(es) in running order	
4.1.1.1.1	Maximum	5100 kg
4.1.1.1.2.	Minimum	5100 kg
4.1.2.1.	Technically permissible maximum laden mass(es) of vehicle	6680 kg
4.1.2.1.1.	Technically permissible maximum laden mass(es) of vehicle per axle	
	- Axle 1	2900 kg
	- Axle 2	4200 kg
4.1.2.2.	Mass(es) and tyre(s)	

Tyre combination No	Axle No	Tyre dimension including load capacity index and speed category symbol	Rolling radius [mm]	Tyre load rating per tyre [kg]	Maximum permissible mass per axle [kg]	Maximum permissible mass of vehicle [kg]	Maximum permissible vertical load on the coupling point		Track width	
							Drawbar [kg]	Clevis [kg]	Minimum	Maximum
									[mm]	[mm]
1	1	320/85R24 122 A8	540	1500	2900	6680	0	1000	1730	1730
	2	420/85R34 142 A8	738	2650	4200				1680	1680

4.1.2.3.	Mass(es) and crawler undercarriage	Not applicable
----------	------------------------------------	----------------

4.1.3. Technically permissible towable mass(es) for each chassis/ braking configuration of the R- or S-category vehicle

R- and S-category vehicle Brake	Drawbar	Rigid drawbar	Centre-axle
Unbraked	2500 kg		
Inertia-braked	5000 kg		
Hydraulic braked	/		
Pneumatic braked	10000 kg		

4.1.4. Total technically permissible mass(es) of the tractor (T- or C-category vehicle) and towed vehicle (R- or S-category vehicle) combination for each chassis/braking configuration of the R- or S- category vehicle

R- and S-category Vehicle brake	Drawbar	Rigid drawbar	Centre-axle
Unbraked	9180 kg		
Inertia-braked	11680 kg		
Hydraulic braked	/		
Pneumatic braked	16680 kg		

Ballast masses

29.2. Number of sets of ballast masses

29.2.1. Number of components on each set

Sets	Number		Mass (kg)		Total mass (kg)
	Front	Rear	Front	Rear	
1	0	0	0	0	0
2	0	4	0	180	180
3	2	0	100	0	100
4	2	4	100	180	280
5	4	0	200	0	200
6	4	4	200	180	380
7	6	0	300	0	300
8	6	4	300	180	480
9	8	0	400	0	400
10	8	4	400	180	580

29.4. Total mass of ballast masses

480 kg (front: 400 kg, rear 180 kg)

Main dimensions

4.2.2. For complete vehicles

4.2.2.1.1. Length for on-road use

Maximum

4730 mm

Minimum

4730 mm

4.2.2.1.2. Width for on-road use

Maximum

2209 mm

Minimum

2209 mm

4.2.2.1.3. Height (in running order)

Maximum

2970 mm

Minimum

2970 mm

4.2.2.5. Wheelbase

2380 mm

4.2.2.8. Track width

4.2.2.8.1. Maximum: Axle 1 / Axle 2

1730 mm / 1680 mm

4.2.2.8.2. Minimum: Axle 1 / Axle 2

1730 mm / 1680 mm

General powertrain characteristics

5.1.1.1. Declared maximum design vehicle speed

40 km/h

5.1.2.1. Declared rearward maximum design vehicle speed

36.2 km/h

Engine

2.1. Make(s) (trade name(s) of manufacturer)

Shanghai New Power Automotive Technology Co., Ltd.

2.2. Type

SC4H160.1G5E

2.2.2. Type-approval number without extension

e5*2016/1628*2021/1398EV6/D*0246

6.1.7. Category and sub-category of the engine

NRE-v-6

6.2.1. Combustion cycle

Four stroke cycle/two stroke cycle/rotary/other (specify)

6.2.2.	Ignition type:	Compression ignition/ spark ignition
6.2.3.1.	Cylinders' number and configuration	4, LI
6.2.8.1.	Fuel type	B5
6.2.8.3.	List of additional fuels compatible with use by the engine	Not applicable
6.3.2.1.2.	Declared rated net power	118 kW
6.3.2.2.2.	Maximum net power	118 kW
6.3.6.4.	Engine total swept volume:	4544 cm ³
Gearbox		
11.2.8.	Type of gear shift system(s)	Mechanical (gear change) / Double clutch (gear change) / Semi-automatic (gear change) / Automatic (gear change) / Continuously Variable Transmission / Hydrostatic / not applicable / other (if other, specify:)
Steering		
13.2.	Steering category	Manual / power-assisted / servo steering / differential
Braking		
43.4.6.	Electronic braking system	Yes / no / optional
43.5.1.	Braking transmission	Mechanical / pneumatic / hydraulic / hydrostatic / without power assistance / power-assisted / fully powered transmission
43.6.1.	Towed vehicle braking control system technology	Hydraulic / pneumatic / electric / none
43.6.4.	Connections type	Single line / two-lines / None
43.6.4.1.	Supply pressure hydraulic:	Not applicable
	Single line: ... kPa	
	Two lines: ... kPa	
43.6.4.2.	Supply pressure pneumatic	Two lines: 800 kPa
43.6.5.	Presence of ISO 7638:2003 connector	Yes / no
Rollover protective structure (ROPS)		
2.1.	Make(s) (trade name(s) of manufacturer):	ZOOMLION
2.2.2.	Type-approval number without extension:	4/2 250 (OECD approval number)
46.1.	Equipment of ROPS	Compulsory / optional / standard
46.2.	ROPS	By cab / by frame / by roll bar(s) mounted at front / rear
46.2.1.	In the case of roll bar	Not applicable
46.2.2.	In the case of foldable roll bar: foldable/not foldable	
46.2.2.1.	Folding operation: non-assisted/partially assisted/fully assisted	
46.2.2.2.1.	Hand-operated foldable ROPS: with tools/without tools	
46.2.2.4.	Locking mechanism: manual/automatic	
Seating positions (saddles and seats)		
49.1.	Seating position configuration	Seat / saddle
49.4.2.	Driver's seat type category	Category A class I/II/III, category B
49.4.3.	Reversible driving position	Yes / no
49.5.1.	Number of passenger seats	0
Load platform(s)		
33.1.1.	Length of the load platform(s)	Not applicable
33.1.2.	Width of load platform(s)	
33.1.3.	Height of load platform(s) above the ground	
33.2.	Safe load carrying capacity of load platform(s) declared by manufacturer	
Mechanical couplings		
38.3.	Rear mechanical coupling	

Type (according to Appendix 1 to Annex XXXIV to Commission Delegated Regulation (EU) 2015/208):			Drawbar	Clevis
Make:			ZOOMLION	ZOOMLION
Manufacturer's type designation:			015713035QAA20000	015713035QAA10000
(EU) type-approval mark or number:			e49*2015/208*2018/829NS*1006*00	e49*2015/208*2018/829NS*1004*00
Maximum horizontal load / D-Value			Not applicable	Not applicable
Towable mass (T)			8 tones	10 tones
Maximum permissible vertical load on the coupling			0 kg	1000 kg
Position of coupling point	height above ground	minimum	530 mm	600 mm
		maximum	530 mm	780 mm
	distance from vertical plane passing through the axis of the rear axle	minimum	960 mm	795 mm
		maximum	960 mm	795 mm

Three-point lifting mechanism

39.1. Three-point lifting mechanism: Front mounted/rear mounted/both front and rear mounted/ in-existent

39.2. Maximum towable mass: 3000 kg

Additional coupling points

40.1. Additional coupling points: Yes/no/optional

Power take-off(s)

51.2. Main PTO

51.2.1. Position Front/rear/other(if other specify)

51.3. Secondary PTO

Not fitted

51.3.1. Position: front/rear/other(if other specify)

Not applicable

51.2.3. Optional: Power at the power take-off (PTO) at the rated speed(s) [in accordance with OECD Code 2 or ISO 789-1: 1990 (Agricultural tractors —Test procedures — Part 1: Power tests for power take-off)]

Rated speed PTO r/min	Corresponding engine speed r/min	Power kW
1-540	2084	87
2-1 000	2040	87
540E	/	/
1 000E	/	/

Results of the sound level test (external):

Measured according to Annex II to Commission Delegated Regulation (EU) 2018/985, as last amended by Commission Delegated Regulation(EU)2020/1564

Moving dB(A)	Stationary dB(A)	Engine speed r/min
84.2	85.9	2200

Driver-perceived sound level:

Measured according to Annex XIII to Commission Delegated Regulation (EU) No 1322/2014 as last amended by Commission Delegated Regulation (EU) 2018/830:

Driver's exposure to noise level dB(A)	All openings opened	84.8
	All openings closed	79.4
Test method used: Test method 2 in accordance with section 3 of Annex XIII to Commission Delegated Regulation (EU) No 1322/2014.		

Result of exhaust emission test (inclusive of Deterioration Factor)

Measured according to:

- Commission Delegated Regulation (EU) 2018/985, as last amended by ~~Yes~~/no
Commission Delegated Regulation (EU) 2020/1564, or
- Regulation (EU) 2016/1628 of the European Parliament and of the ~~Yes~~/no
Council, as last amended by Regulation (EU) 2020/1040 (of the
European Parliament and of the Council), or
- Regulation (EC) No 595/2009 of the European Parliament and of the ~~Yes~~/no
Council, as last amended by Regulation (EU) 2019/1242 (of the
European Parliament and of the Council)

Emission	CO (g/kWh)	HC (g/kWh)	NO _x (g/kWh)	HC + NO _x (g/kWh)	PM (g/kWh)	PN (#/kWh)	Test cycle
NRSC/ ESC WHSC	0.0169	0.0039	0.2128	---	0.0063	6.658×10 ¹⁰	C1
NR transient test / ETC WHTC	0.0559	0.0104	0.3738	---	0.0084	1.142×10 ¹⁰	NRTC
CO ₂ result	724.67 g/kWh						

Comments: None



Technical Service - Category B

Final Inspection Report

no. A0001688-01-00



INSPECTION
MANAGEMENT SYSTEM CERTIFICATION
PERSONS CERTIFICATION
PRODUCT CERTIFICATION

00234

Internal procedure applied PTA01 and IST37

Type: RN
Manufacturer: Zoomlion Agriculture Machinery
Co., Ltd.

Date of issue: 31/03/2025

Page: 1 of 1

INSPECTION:

Purpose of inspection:	EU whole vehicle type-approval
EU Regulation:	167/2013 – 2019/519
Inspector:	Yueguang Ren
Inspection site(s):	COTTEC (China Official Tractor Test and Evaluation Center) Luoyang, Henan, P.R. China
Inspection date(s):	06/03/2025 to 31/03/2025

MANUFACTURER:

Name and address of manufacturer:	Zoomlion Agriculture Machinery Co., Ltd. No. 16, E'xi Road, Sanshan Economic Development Zone, Wuhu City, Anhui 241080, P.R. China
Name and address of manufacturer's authorised representative:	Zoomlion Europe GmbH Lohrgraben 2, 55444, Waldlaubersheim / Germany

VEHICLE:

Type:	RN
Variant(s):	RN904, RN1304
Version(s):	Not applicable
Commercial name:	Not applicable
Category, subcategory and speed index of vehicle:	T1a

CONCLUSIONS

After testing/inspecting the vehicle(s), it(they) has(have) been found complying with the rules in reference.

ANNEXES

Annex O	Reason(s) for extension
Annex A	EU test results
Annex B	Summary of EU compliance

Luoyang, China 31/03/2025

Place and date of issue

王瑞光 Ren

Yueguang Ren
Inspector

Fabrizio Comi

Fabrizio Comi
Technical Responsible



Technical Service - Category B

Final Inspection Report

no. A0001688-01-00
ANNEX 0



INSPECTION
MANAGEMENT SYSTEM CERTIFICATION
PERSONS CERTIFICATION
PRODUCT CERTIFICATION

00234

Internal procedure applied PTA01 and IST37

Type: RN
Manufacturer: Zoomlion Agriculture Machinery
Co., Ltd.

Date of issue: 31/03/2025

Page: 1 of 1

REASONS FOR THE EXTENSION

EU TYPE-APPROVAL NO. e5*167/2013*????*?

Extension ??

Correction of: n.a.

Modification of: n.a.

Addition of: n.a.

Deletion of: n.a.

31/03/2025

Date of issue

王城光 Ren

Yueguang Ren
Inspector

Fabrizio Comi

Fabrizio Comi
Technical Responsible

Internal procedure applied PTA01 and IST37

Type: RN
Manufacturer: Zoomlion Agriculture Machinery
Co., Ltd.

Date of issue: 31/03/2025

Page: 1 of 3

EU TEST RESULTS (Annex VII, Appendix 1 to Regulation (EU) 2015/504)

1. Results of the sound level test (external)

Measured in accordance with Annex II to Commission Delegated Regulation (EU) No 2018/985, as last amended by Commission Delegated Regulation (EU) No 2022/518:

Variant/Version	RN904	RN1304
Moving	84.0 dB(A)	84.2 dB(A)
Stationary	85.5 dB(A)	85.9 dB(A)
Engine speed	2200 min ⁻¹	2200 min ⁻¹

2. Results of exhaust emission tests:

Measured according to:

Commission Delegated Regulation (EU) No 2018/985, as last amended by Commission Delegated Regulation (EU) No 2022/518	yes/no
Regulation (EU) 2016/1628 of the European Parliament and of the Council, as last amended by Regulation (EU) No 2022/992 of the European Parliament and of the Council	yes/no
Regulation (EC) No 595/2009 of the European Parliament and of the Council, as last amended by Regulation (EU) No 2019/1242 of the European Parliament and of the Council	yes/no

2.1. NRSC: C1/ESC/WHSC final test results (inclusive of Deterioration Factor)

Variant/Version	
CO	0.0169 g/kWh
HC	0.0039 g/kWh
NOx	0.2128 g/kWh
HC + NOx	----- g/kWh
PM	0.0063 g/kWh
PN	6.658x10 ¹⁰ #/kWh

2.2. Non-road transient test cycle: NRTC/ETC/WHTE final test results (inclusive of Deterioration Factor)

Variant/Version	
CO	0.0559 g/kWh
HC	0.0104 g/kWh
NOx	0.3738 g/kWh
HC + NOx	----- g/kWh
PM	0.0084 g/kWh
PN	1.142x10 ¹⁰ #/kWh

2.3. CO₂

Variant/Version	
CO ₂	724.67 g/kWh

Internal procedure applied PTA01 and IST37

Type: RN
Manufacturer: Zoomlion Agriculture Machinery Co., Ltd.

Date of issue: 31/03/2025

Page: 2 of 3

3. Driver-perceived sound level

Measured according to Annex XIII to Commission Delegated Regulation (EU) No 1322/2014 as last amended by Commission Delegated Regulation (EU) No 2018/830:

Variant/Version:	RN904	RN1304
Driver's exposure to noise level [dB(A)]	84.1	84.8
Test method used:		
Test method 1 in accordance with section 2 of Annex XIII to Commission Delegated Regulation (EU) No 1322/2014		
Test method 2 in accordance with section 3 of Annex XIII to Commission Delegated Regulation (EU) No 1322/2014	X	

4. Braking performance: N.A.

Measured according to Annex II to Commission Delegated Regulation (EU) No 2015/68 as last amended by Commission Delegated Regulation (EU) No 2018/828:

Table I

	Axles of the vehicle			Reference axles		
	Static mass (P) ⁽¹⁾	Braking force needed at wheels	Speed	Test mass (P _e) ⁽¹⁾	Braking force developed at wheels	Speed
	kg	N	km/h	kg	N	km/h
Axle 1						
Axle 2						
Axle 3						
Axle 4						

⁽¹⁾ See point 2.1 of Appendix 1 to Annex VII of Regulation (EU) No 2015/68

Table II

Total mass of the vehicle submitted for approval:kg
Braking force needed at wheels:N
Retarding torque needed at main shaft of endurance braking system:Nm
Retarding torque obtained at main shaft of endurance braking system (according to diagram):Nm



Technical Service - Category B

Final Inspection Report

no. **A0001688-01-00**
ANNEX A



INSPECTION
MANAGEMENT SYSTEM CERTIFICATION
PERSONS CERTIFICATION
PRODUCT CERTIFICATION

00234

Internal procedure applied PTA01 and IST37

Type: RN
Manufacturer: Zoomlion Agriculture Machinery
Co., Ltd.

Date of issue: 31/03/2025

Page: 3 of 3

Table III

Reference axle	Report No	Date: (copy attached)	
	Type-I	Type-III	
Braking force per axle (N) (See point 4.2.1. of Appendix 1 to Annex VII to Regulation (EU) No 2015/68)			
Axle 1 Axle 2 Axle 3	$T_1 = \dots/\dots \%$ Fe $T_2 = \dots/\dots \%$ Fe $T_3 = \dots/\dots \%$ Fe	$T_1 = \dots/\dots \%$ Fe $T_2 = \dots/\dots \%$ Fe $T_3 = \dots/\dots \%$ Fe	
Predicted actuator stroke (mm) (See point 4.3.1.1. of Appendix 1 to Annex VII to Regulation (EU) No 2015/68)			
Axle 1 Axle 2 Axle 3	$S_1 = \dots/\dots$ $S_2 = \dots/\dots$ $S_3 = \dots/\dots$	$S_1 = \dots/\dots$ $S_2 = \dots/\dots$ $S_3 = \dots/\dots$	
Average thrust output (N) (See point 4.3.1.2. of Appendix 1 to Annex VII to Regulation (EU) No 2015/68)			
Axle 1 Axle 2 Axle 3	$Th_{A1} = \dots/\dots$ $Th_{A2} = \dots/\dots$ $Th_{A3} = \dots/\dots$	$Th_{A1} = \dots/\dots$ $Th_{A2} = \dots/\dots$ $Th_{A3} = \dots/\dots$	
Braking performance (N) (See point 4.3.1.4. of Appendix 1 to Annex VII to Regulation (EU) No 2015/68)			
Axle 1 Axle 2 Axle 3	$T_1 = \dots/\dots$ $T_2 = \dots/\dots$ $T_3 = \dots/\dots$	$T_1 = \dots/\dots$ $T_2 = \dots/\dots$ $T_3 = \dots/\dots$	
	Type-0 subject towed vehicle test result (E)	Type-I hot (predicted)	Type-III hot (predicted)
Braking performance of vehicle (See points 2.3.3, 2.4.3 and 2.5.5 of Annex II to Regulation (EU) No 2015/68)	/	/	/

Luoyang, China 31/03/2025

Place and date of issue

王城光 Ren

Yueguang Ren
Inspector

Fabrizio Comi

Fabrizio Comi
Technical Responsible



Technical Service - Category B

Final Inspection Report

no. **A0001688-01-00**
ANNEX B



INSPECTION
MANAGEMENT SYSTEM CERTIFICATION
PERSONS CERTIFICATION
PRODUCT CERTIFICATION

Internal procedure applied PTA01 and IST37

Type: RN
Manufacturer: Zoomlion Agriculture Machinery Co., Ltd.

Date of issue: 31/03/2025

Page: 1 of 3

SUMMARY OF EU COMPLIANCE (Annex I to Regulation (EU) 167/2013)

No.	Regulatory act reference					Subject	Certificate EU type-approval mark or number	Inspection report	Date	Variants
	EU	UNECE	OECD							
1	2015/208-II 2020/540	X	-	-	-	Vehicle structure integrity	/	ZOA-RN-2015_208-II-00	31/03/2025	All
2	2015/208-III 2020/540	X	89/00	-	-	Maximum design speed, speed governor and speed limitation devices	/	ZOA-RN-2015_208-III-00	31/03/2025	All
3	2015/68 2018/828	X	-	-	-	Braking devices and trailer brake coupling	/	ZOA-RN-2015_68-00	31/03/2025	All
4	2015/208-IV 2020/540	-	79/01	-	-	Steering for fast tractors	NA			
5	2015/208-V 2020/540	X	-	-	-	Steering	/	ZOA-RN-2015_208-V-00	31/03/2025	All
6	2015/208-VI 2020/540	X	-	-	-	Speedometer	/	ZOA-RN-2015_208-VI-00	31/03/2025	All
7	2015/208-VII 2020/540	X	-	-	-	Field of vision and windscreen wipers	/	ZOA-RN-2015_208-VII-00	31/03/2025	All
8	2015/208-VIII 2020/540	X	43/01	X	-	Glazing	/	ZOA-RN-2015_208-VIII-00	31/03/2025	All
9	2015/208-IX 2020/540	X	46/02	X	-	Rear-view mirrors	/	ZOA-RN-2015_208-IX-00	31/03/2025	All
10	2015/208-X 2020/540	X	-	-	-	Driver information systems	NA			
11	2015/208-XI 2020/540	X	1/02 3/02 4/00 5/03 6/01 7/02 8/05 19/03 20/03 23/00 31/02 37/03 38/00 69/01 77/00 87/00 91/00 98/01 99/00 104/00 112/00 113/01 119/01 123/00 128/00	-	-	Lighting, light signalling devices and their light sources	See point 21 of the information document And Part II item 11 of the information document	/	/	All
12	2015/208-XII 2020/540	X	48/05	-	-	Lighting installation	/	ZOA-RN-2015_208-XII-00	31/03/2025	All
13	2015/208-XIII 2020/540	X	21/01 25/04	-	-	Vehicle occupant protection, including interior fittings, head restraint, seat belts, vehicle doors	/	ZOA-RN-2015_208-XIII-00	31/03/2025	All
14	2015/208-XIV 2020/540	X	-	-	-	Vehicle exterior and accessories	/	ZOA-RN-2015_208-XIV-00	31/03/2025	All
15	2015/208-XV 2020/540	X	10/04	X	-	Electro- magnetic compatibility	/	ZOA-RN-2015_208-XV-00	31/03/2025	All
16	2015/208-XVI 2020/540	X	28/00	X	-	Audible warning device	/	ZOA-RN-2015_208-XVI-00	31/03/2025	All
17	2015/208-XVII 2020/540	X	-	-	-	Heating systems	/	ZOA-RN-2015_208-XVII-00	31/03/2025	All



Technical Service - Category B

Final Inspection Report

no. **A0001688-01-00**

ANNEX B



INSPECTION
MANAGEMENT SYSTEM CERTIFICATION
PERSONS CERTIFICATION
PRODUCT CERTIFICATION

00234

Internal procedure applied PTA01 and IST37

Type: RN
Manufacturer: Zoomlion Agriculture Machinery Co., Ltd.

Date of issue: 31/03/2025

Page: 2 of 3

No.	Regulatory act reference				Subject	Certificate EU type-approval mark or number	Inspection report	Date	Variants/Versions
	EU	UNECE	OECD						
18	2015/208-XXVIII 2020/540	X 18/03 62/00	- -	-	- Devices to prevent unauthorised use	/	ZOA-RN-2015_208-XXVIII-00	31/03/2025	All
19	2015/208-XXIX 2020/540	X -	- -	-	- Registration plate	/	ZOA-RN-2015_208-XXIX-00	31/03/2025	All
20	2015/208-XX 2020/540 2015/504-IV 2018/986	X - -	- -	-	- Statutory plate and marking	/	ZOA-RN-2015_208-XX-00	31/03/2025	All
21	2015/208-XXI 2020/540	X -	- -	-	- Dimensions and trailer mass	/	ZOA-RN-2015_208-XXI-00	31/03/2025	All
22	2015/208-XXII 2020/540	X -	- -	-	- Maximum laden mass	/	ZOA-RN-2015_208-XXII-00	31/03/2025	All
23	2015/208-XXIII 2020/540	X -	- -	-	- Ballast masses	/	ZOA-RN-2015_208-XXIII-00	31/03/2025	All
24	2015/208-XXIV 2020/540	X -	- -	-	- Safety of electrical systems	/	ZOA-RN-2015_208-XXIV-00	31/03/2025	All
25	2015/208-XXV 2020/540	X -	- -	-	- Fuel tank	/	ZOA-RN-2015_208-XXV-00	31/03/2025	All
26	2015/208-XXVI 2020/540	- -	- -	-	- Rear protective structures	NA			
27	2015/208-XXVII 2020/540	- 73/01	- -	-	- Lateral protection	NA			
28	2015/208-XXVIII 2020/540	- -	- -	-	- Load platforms	NA			
29	2015/208-XXIX 2020/540	X -	- -	-	- Towing devices	/	ZOA-RN-2015_208-XXIX-00	31/03/2025	All
30	2015/208-XXX 2020/540	X 30/02 54/00 75/00 106/00 117/02	- - - - -	-	- Tyres	/	ZOA-RN-2015_208-XXX-00	31/03/2025	All
31	2015/208-XXXI 2020/540	- -	- -	-	- Spray-suppression systems	NA			
32	2015/208-XXXII 2020/540	X -	- -	-	- Reverse gear	/	ZOA-RN-2015_208-XXXII-00	31/03/2025	All
33	2015/208-XXXIII 2020/540	- -	- -	-	- Tracks	NA			
34	2015/208-XXXIV 2020/540	X 55/01	- -	-	- Mechanical couplings	/	ZOA-RN-2015_208-XXXIV-00	31/03/2025	All
35	1322/2014-VI 2018/830	- -	- -	Code 3	- ROPS	NA			
36	1322/2014-VII 2018/830	- -	- -	Code 8	- ROPS (track laid)	NA			
37	1322/2014-VIII 2018/830	- -	- -	Code 4	X ROPS (static testing)	OECD Approval No. 4/2 250	/	17/01/2025	All
38	1322/2014-IX 2018/830	- -	- -	Code 6	- ROPS, front-mounted (narrow-track tractors)	NA			
39	1322/2014-X 2018/830	- -	- -	Code 7	- ROPS, rear-mounted (narrow-track tractors)	NA			
40	1322/2014-XI 2018/830	- -	- -	Code 10	- FOPS, Falling Objects Protection Structure	NA			
41	1322/2014-XII 2018/830	- -	- -	-	- Passenger seats	NA			



Technical Service - Category B

Final Inspection Report

no. A0001688-01-00

ANNEX B



INSPECTION
MANAGEMENT SYSTEM CERTIFICATION
PERSONS CERTIFICATION
PRODUCT CERTIFICATION

00234

Internal procedure applied PTA01 and IST37

Type: RN
Manufacturer: Zoomlion Agriculture Machinery Co., Ltd.

Date of issue: 31/03/2025

Page: 3 of 3

No.	Regulatory act reference					Subject	Certificate EU type-approval mark or number	Inspection report	Date	Variants/Versions	
	EU		UNECE	OECD							
42	1322/2014-XIII 2018/830	X	-	-	Code 5	-	Driver's exposure to noise level	/	ZOA-RN-1322_2014-XIII-00	31/03/2025	All
43	1322/2014-XIV 2018/830	X	-	-	-	-	Driving seat and position	/	ZOA-RN-1322_2014-XIV-00	31/03/2025	All
44	1322/2014-XV 2018/830	X	-	-	-	-	Operating space, access to the driving position	/	ZOA-RN-1322_2014-XV-00	31/03/2025	All
45	1322/2014-XVI 2018/830	X	-	-	-	-	Power take-offs	/	ZOA-RN-1322_2014-XVI-00	31/03/2025	All
46	1322/2014-XVII 2018/830	X	-	-	-	-	Protection of drive components	/	ZOA-RN-1322_2014-XVII-00	31/03/2025	All
47	1322/2014-XVIII 2018/830	-	14/07	-	Code 3	-	Seat-belt anchorages	OECD Approval No. 4/2 250	/	17/01/2025	All
				X	Code 4	X					
				-	Code 6	-					
				-	Code 7	-					
				-	Code 8	-					
48	1322/2014-XIX 2018/830	-	16/06	X	-	-	Safety belts	E24*16R08/00*0227*00	/	12/11/2020	All
49	1322/2014-XX 2018/830	-	-	-	-	-	OPS - protection against penetrating objects	NA			
50	1322/2014-XXI 2018/830	X	-	-	-	-	Exhaust system	/	ZOA-RN-1322_2014-XXI-00	31/03/2025	All
51	1322/2014-XXII 2018/830	X	-	-	-	-	Operator's manual	/	ZOA-RN-1322_2014-XXII-00	31/03/2025	All
52	1322/2014-XXIII 2018/830	X	60/00	-	-	-	Controls, including in particular emergency and automatic stop devices	/	ZOA-RN-1322_2014-XXIII-00	31/03/2025	All
53	1322/2014-XXIV 2018/830	X	-	-	-	-	Protection against other mechanical hazards including protection against of pipes carrying fluids and uncontrolled movement of the vehicle	/	ZOA-RN-1322_2014-XXIV-00	31/03/2025	All
54	1322/2014-XXV 2018/830	X	-	-	-	-	Guards and protective devices	/	ZOA-RN-1322_2014-XVII-00	31/03/2025	All
55	1322/2014-XXVI 2018/830	X	-	-	-	-	Information warnings and markings	/	ZOA-RN-1322_2014-XXVI-00	31/03/2025	All
56	1322/2014-XXVII 2018/830	X	-	-	-	-	Materials and products	/	ZOA-RN-1322_2014-XXVII-00	31/03/2025	All
57	1322/2014-XXVIII 2018/830	X	-	-	-	-	Batteries	/	ZOA-RN-1322_2014-XXVIII-00	31/03/2025	All
58	1322/2014-XV 2018/830	X	-	-	-	-	Emergency exit	/	ZOA-RN-1322_2014-XV-00	31/03/2025	All
59	1322/2014-XXIX 2018/830	X	-	-	-	-	Cab ventilation and filtration system	/	ZOA-RN-1322_2014-XV-00	31/03/2025	All
60	1322/2014-XXVII 2018/830	X	-	-	-	-	Burning rate of cab material	/	ZOA-RN-1322_2014-XXVII-00	31/03/2025	All
61	2018/985-I 2022/518	X	-	-	-	-	Pollutant emissions	/	ZOA-RN-2018_985-I-00	31/03/2025	All
	2016/1628 2022/992	X	-	-	-	-		e5*2016/1628*2021/1398EV6/D*0246 *00	/	06/06/2024	All
	595/2009 2019/1242	-	49/06	-	-	-		/	/	/	/
62	2018/985-II 2022/518	X	-	-	-	-	Sound level (external)	/	ZOA-RN-2018_985-II-00	31/03/2025	All

Luoyang, China 31/03/2025

Place and date of issue

王瑞光 Ren

Yueguang Ren
Inspector

Fabrizio Comi

Fabrizio Comi
Technical Responsible

Job number: A0001688	Type: RN	Date of issue: 31/03/2025
Internal procedure applied PTA01 and IST37	Manufacturer: Zoomlion Agriculture Machinery Co., Ltd.	Page: 1 of 2

Subject:	Vehicle structure integrity
EU Regulatory act:	2015/208, Annex II – 2020/540
Inspector:	Yueguang Ren
Inspection site:	COTTEC (China Official Tractor Test and Evaluation Center) Luoyang, Henan, P.R. China
Date of inspection:	06/03/2025

0. GENERAL INFORMATION CONCERNING VEHICLES

0.1.	Make(s) (trade name of the manufacturer):	ZOOMLION	
0.2.	Type:	RN	
0.2.1	Variants/Versions:	Variants:	Versions:
		RN904	/
		RN1304	
0.3	Category, subcategory and speed index of vehicle:	T1a	
0.4	Company name and address of manufacturer:	Zoomlion Agriculture Machinery Co., Ltd. No. 16, E'xi Road, Sanshan Economic Development Zone, Wuhu City, Anhui 241080, P.R. China	
0.4.1	Name(s) and address(es) of assembly plant(s):	Henan Zoomlion Intelligent Agriculture Machinery Co., Ltd. 98# Songcheng Road, Kaifeng District, Henan Pilot Free Trade Zone, Henan Province 471000, P.R. China	
0.4.2	Name and address of manufacturer's authorised representative:	Zoomlion Europe GmbH Lohrgraben 2, 55444, Waldlaubersheim / Germany	

1. INFORMATION CONCERNING THE VEHICLE SUBMITTED FOR TESTS

Type	Variant	Version	VIN
RN	RN904	/	ZLARN090AS0000001
RN	RN1304	/	ZLARN130PS0000202

2. PRELIMINARY REMARKS

The vehicle submitted for tests conforms to the information document no. ZOOMLION RN-167-00 dated 25/03/2025 provided by manufacturer. The tested vehicle is representative of the type to be approved.

3. INFORMATION RELEVANT FOR THE CONDUCT AND THE EVALUATION OF TESTS (DECLARED BY THE MANUFACTURER AND VERIFIED)

/

Job number: A0001688	Type: RN	Date of issue: 31/03/2025
Internal procedure applied PTA01 and IST37	Manufacturer: Zoomlion Agriculture Machinery Co., Ltd.	Page: 2 of 2

4. CHECK OF REQUIREMENTS ON VEHICLE STRUCTURE INTEGRITY

	Requirement	C	NC	NA	Remarks
4-1	Vehicles shall be designed and constructed in order to be sufficiently robust to withstand their intended use over their normal lifetime, taking into account regular and scheduled maintenance and specific equipment adjustments clearly and unambiguously set out in the operator's manual provided with the vehicle. The vehicle manufacturer shall provide a signed statement to this effect.	<input checked="" type="checkbox"/>	<input type="checkbox"/>	<input type="checkbox"/>	See ZOOMLION RN-167-00-C4 attached in the information document.
4-4	In the event of a recall due to a serious safety risk, specific analysis of vehicle structures, components and/or parts by means of engineering calculations, virtual testing methods and/or structural testing can upon request be made available without delay to the approval authority and the European Commission	<input checked="" type="checkbox"/>	<input type="checkbox"/>	<input type="checkbox"/>	
4-5	Vehicle type-approval shall not be granted if there is reason to doubt that the vehicle manufacturer is able to make available the analysis referred to in point 4-4. This doubt could relate either to the accessibility or the existence of such analysis	<input checked="" type="checkbox"/>	<input type="checkbox"/>	<input type="checkbox"/>	

C = complying; NC = not complying; NA = not applicable

5. MEASURING INSTRUMENTS

Instrument	Make	Type	Calibration expiry date	Remarks
/	/	/	/	/

6. REMARKS

(report remarks, irregularity, non compliance items)

7. CONCLUSIONS

On the basis of checks carried out and of what stated in the information folder provided by the manufacturer, it is hereby certified that the vehicle(s) referred to in pt. 0.2. meet(s) the requirements of (EU) Regulation 2015/208, Annex II as last amended by (EU) Regulation 2020/540.

31/03/2025
Date of issue


Yueguang Ren
Inspector


Fabrizio Comi
Technical Responsible

Job number: A0001688	Type: RN	Date of issue: 31/03/2025
Internal procedure applied PTA01 and IST37	Manufacturer: Zoomlion Agriculture Machinery Co., Ltd.	Page: 1 of 4

Subject:	Maximum design speed, speed governors and speed limitation devices
EU Regulation:	2015/208 Annex III – 2020/540
Inspector:	Yueguang Ren
Inspection site:	COTTEC (China Official Tractor Test and Evaluation Center) Luoyang, Henan, P.R. China
Date of inspection:	07/03/2025

0. GENERAL INFORMATION CONCERNING VEHICLES

0.1.	Make(s) (trade name of the manufacturer):	ZOOMLION	
0.2.	Type:	RN	
0.2.1	Variants/Versions:	Variants:	Versions:
		RN904	/
		RN1304	
0.3	Category, subcategory and speed index of vehicle:	T1a	
0.4	Company name and address of manufacturer:	Zoomlion Agriculture Machinery Co., Ltd. No. 16, E'xi Road, Sanshan Economic Development Zone, Wuhu City, Anhui 241080, P.R. China	
0.4.1	Name(s) and address(es) of assembly plant(s):	Henan Zoomlion Intelligent Agriculture Machinery Co., Ltd. 98# Songcheng Road, Kaifeng District, Henan Pilot Free Trade Zone, Henan Province 471000, P.R. China	
0.4.2	Name and address of manufacturer's authorised representative:	Zoomlion Europe GmbH Lohrgraben 2, 55444, Waldlaubersheim / Germany	

1. INFORMATION CONCERNING THE VEHICLE SUBMITTED FOR TESTS

Type	Variant	Version	VIN ⁽¹⁾
RN	RN904	/	ZLARN090AS0000001
RN	RN1304	/	ZLARN130PS0000202

⁽¹⁾ This code has the only purpose to identify the vehicle submitted for tests.

2. PRELIMINARY REMARKS

The vehicle submitted for tests conforms to the information document no. ZOOMLION RN-167-00 dated 25/03/2025 provided by manufacturer. The tested vehicle is representative of the type to be approved.

Job number: A0001688	Type: RN	Date of issue: 31/03/2025
Internal procedure applied PTA01 and IST37	Manufacturer: Zoomlion Agriculture Machinery Co., Ltd.	Page: 2 of 4

3. INFORMATION RELEVANT FOR THE CONDUCT AND THE EVALUATION OF TESTS (DECLARED BY THE MANUFACTURER AND VERIFIED)

3.0	Variant/version	RN904	RN1304
3.1	Engine	SDEC POWER	
3.1.1	Make:	SDEC POWER	
3.1.2	Type:	SC4H115G5E	SC4H160.1G5E
3.1.3	Maximum net power : (kW)	85	118
3.1.4	Governor	Y	N
	- maximum no load speed : (min ⁻¹)	/	
3.2	Transmission		
3.2.1	Type:	mechanical/hydrostatic/electric	
3.2.2	Gearbox:	12 speed forward and 12 speed reverse	
3.2.3	Overall gear ratio:	23.4	
3.3	Max design speed (V _{max}) : (km/h)	40	
3.4	Tyres with greatest rolling radius:	Axle 1	Axle 2
	- dimensions : /	320/85R24	420/85R34
	- pressure : (kPa)	160	160

4. CHECKS AND TESTS

4.1 TEST CONDITIONS

4.1.1 Variant/version [RN904 & RN1304]

4.1.1.1	Tractor conditions		
4.1.1.1.1	Unladen mass : (kg)	5100	
4.1.1.1.2	Tyres (new):	Axle 1	Axle 2
	- dimensions : /	320/85R24	420/85R34
	- pressure : (kPa)	160	160
4.1.1.1.3	Engine max no-load speed : (min ⁻¹)	2200	
4.1.1.2	Test track:		
	- base length : (m)	400	
	- soil condition : /	Straight, stabilized and flat	
	- slope : (%)	0	

4.2 TEST RESULTS

4.2.1 Variant/version [RN904 & RN1304]

4.2.1.1	Test conditions		
	- gear:	4-H	
	- throttle:	Fully opened	
4.2.1.2	Measurements	RN904	RN1304
	- right : (km/h)	39.9	39.8
	- left : (km/h)	39.7	39.9



Technical Service - Category B

Inspection Report

Regulation (EU) 2015/208 Ann. III

no. ZOA-RN-2015_208-III-00



INSPECTION
MANAGEMENT SYSTEM CERTIFICATION
PERSONS CERTIFICATION
PRODUCT CERTIFICATION

Job number: A0001688	Type: RN	Date of issue: 31/03/2025
Internal procedure applied PTA01 and IST37	Manufacturer: Zoomlion Agriculture Machinery Co., Ltd.	Page: 3 of 4

4.2.1.3	Average speed (V_m)	: (km/h)	39.8	39.9
4.2.1.4	Max allowed speed (V_{max+3})	: (km/h)	43	
4.2.1.5	Max speed allowed for the category	: (km/h)	40	

Job number: A0001688	Type: RN	Date of issue: 31/03/2025
Internal procedure applied PTA01 and IST37	Manufacturer: Zoomlion Agriculture Machinery Co., Ltd.	Page: 4 of 4

5. MEASURING INSTRUMENTS

Instrument	Make	Type	Remarks
GPS vehicle test platform	RACELOGZIC	VBOX3i	Calibration expiry on 14/03/2025

6. REMARKS

(report remarks, irregularity, non compliant items)

7. CONCLUSIONS

On the basis of checks carried out and of what stated in the information folder provided by the manufacturer, it is hereby certified that the vehicle(s) referred to in pt. 0.2. meet(s) the requirements of Regulation (EU) 2015/208, Annex III as last amended by Regulation (EU) 2020/540.

31/03/2025

Date of issue

王球光 Ren

Yueguang Ren
Inspector

Fabrizio Comi

Fabrizio Comi
Technical Responsible

Job number: A0001688	Type: RN	Date of issue: 31/03/2025
Internal procedure applied PTA01 and IST37	Manufacturer: Zoomlion Agriculture Machinery Co., Ltd.	Page: 1 of 6

Subject:	Braking vehicles cat. T
EU Regulatory act:	2015/68 – 2018/828
Inspector:	Yueguang Ren
Inspection site:	COTTEC (China Official Tractor Test and Evaluation Center) Luoyang, Henan, P.R. China
Date of inspection:	07/03/2025 to 09/03/2025

1. GENERAL INFORMATION CONCERNING VEHICLES

0.1.	Make(s) (trade name of the manufacturer):	ZOOMLION	
0.2.	Type:	RN	
0.2.1	Variants/Versions:	Variants:	Versions:
		RN904	
		RN1304	
0.3	Category, subcategory and speed index of vehicle:	T1a	
0.4	Company name and address of manufacturer:	Zoomlion Agriculture Machinery Co., Ltd. No. 16, E'xi Road, Sanshan Economic Development Zone, Wuhu City, Anhui 241080, P.R. China	
0.4.1	Name(s) and address(es) of assembly plant(s):	Henan Zoomlion Intelligent Agriculture Machinery Co., Ltd. 98# Songcheng Road, Kaifeng District, Henan Pilot Free Trade Zone, Henan Province 471000, P.R. China	
0.4.2	Name and address of manufacturer's authorised representative:	Zoomlion Europe GmbH Lohrgraben 2, 55444, Waldlaubersheim / Germany	

1. INFORMATION CONCERNING THE VEHICLE SUBMITTED FOR TESTS

Type	Variant	Version	VIN ⁽¹⁾
RN	RN1304	/	ZLARN130PS0000202

⁽¹⁾ This code has the only purpose to identify the vehicle submitted for tests.

2. PRELIMINARY REMARKS

The vehicle submitted for tests conforms to the information document no. ZOOMLION RN-167-00 dated 25/03/2025 provided by manufacturer. The tested vehicle is representative of the type to be approved.

Job number: A0001688	Type: RN	Date of issue: 31/03/2025
Internal procedure applied PTA01 and IST37	Manufacturer: Zoomlion Agriculture Machinery Co., Ltd.	Page: 2 of 6

3. INFORMATION RELEVANT FOR THE CONDUCT AND THE EVALUATION OF TESTS (DECLARED BY THE MANUFACTURER AND VERIFIED)

3.0	Variant/Version:	RN1304
3.1	General construction characteristics	
3.1.1	Axles and wheels	
3.1.1.1	Number of axles and wheels:	2 axles, 4 wheels
3.1.1.2	Number and position of axles with twinned wheels:	0
3.1.1.3	Number and position of steered axles:	1, F
3.1.1.4	Number and position of powered axles:	2, F&R
3.1.1.5	Number and position of braked axles:	2, F&R
3.1.2	Chassis	
3.1.2.1	Type:	backbone/central tube/ladder/articulated/chassis with side members/other
3.2.	Masses and dimensions	
3.2.1	Masses	
3.2.1.1	Unladen mass : (kg)	5100
1	- distribution of this mass among the axles	
	• axle 1 : (kg)	2300
	• axle 2 : (kg)	2800
3.2.1.2	Laden mass : (kg)	6680
3.2.1.3	- distribution of this mass among the axles	
	• axle 1 : (kg)	2510
	• axle 2 : (kg)	4170
	Towable mass : (kg)	2500
	- unbraked : (kg)	5000
3.2.2	- inertia-braked : (kg)	/
	- hydraulic braked : (kg)	10000
	- pneumatic braked : (kg)	
3.2.2	Dimensions	
3.2.2.1	Wheelbase : (mm)	2380
3.3	General powertrain characteristics	
3.3.1	Engine	
3.3.1.1	Make:	SDEC POWER
3.3.1.2	Type:	SC4H160.1G5E
3.3.2	Transmission:	X mechanical
		hydrostatic
		electric
		other
3.3.2.1	Total gear ration at the maximum vehicle speed:	15.36
3.3.3	Maximum design vehicle speed (V_{max}) : (km/h)	40
3.4	Suspension	
3.4.1	Type:	Not applicable
3.4.2	Level adjustment:	Y N

Job number: A0001688	Type: RN	Date of issue: 31/03/2025
Internal procedure applied PTA01 and IST37	Manufacturer: Zoomlion Agriculture Machinery Co., Ltd.	Page: 3 of 6

3.5	Axle(s)	
3.5.1	Make:	ZOOMLION
3.5.2	Type	
3.5.2.1	1 st axle:	23.T16X1-0005
3.5.2.2.	2 nd axle:	01641302400001X01
3.6	Wheels and tyres	
3.6.1	Tyres	
3.6.1.1	Dimensions of the highest permissible tyres	
	- front	320/85R24
	• pressure : (kPa)	160
	• rolling radius : (mm)	540
	- rear	420/85R34
	• pressure : (kPa)	160
	• rolling radius : (mm)	738
3.7	Braking	
3.7.1	Service braking system	
3.7.1.1	Control:	Foot pedal
3.7.1.2	Transmission:	Front axle: hydraulic Rear axle: hydrostatic
3.7.1.3	Brake	Front axle: Wet brake caliper Rear axle: Wet disc brake
	- automatic wear adjustment:	Y <input type="checkbox"/> N <input type="checkbox"/> NA <input type="checkbox"/>
3.7.2	Secondary brake system:	Parking brake system
3.7.3	Parking brake system	
3.7.3.1	Control:	Hand lever
3.7.3.2	Transmission:	Mechanical
3.7.3.3	Brake:	Wet disc brake
3.7.4	Towed vehicle braking control devices	
3.7.4.1	Control system	Pneumatic brake
	- pneumatic connection type:	X <input type="checkbox"/> two lines <input type="checkbox"/> none
	• pneumatic supply pressure : (kPa)	800
	• electrical control line	Y <input type="checkbox"/> N <input type="checkbox"/>
	- hydraulic connection type:	Not applicable
	• hydraulic supply pressure : (kPa)	
	• presence of ISO 7638:2003 connection:	Y <input type="checkbox"/> N <input type="checkbox"/>

Job number: A0001688	Type: RN	Date of issue: 31/03/2025
Internal procedure applied PTA01 and IST37	Manufacturer: Zoomlion Agriculture Machinery Co., Ltd.	Page: 4 of 6

4. CHECKS AND TESTS

4-I CONSTRUCTION AND FITTING OF BRAKING DEVICES AND TRAILER BRAKING COUPLINGS

Carried out: ☒ Y ☐ N

Results: see Annex I

4-II BRAKING TESTS AND PERFORMANCE

Carried out: ☒ Y ☐ N

Results: see Annex II

4-II.Ap1 DISTRIBUTION OF BRAKING AMONG THE AXLES AND COMPATIBILITY BETWEEN TRACTOR AND TOWED VEHICLE

Carried out: ☒ Y ☐ N

Results: see Annex II.Ap1

4-III RESPONSE TIME

Carried out: ☒ Y ☐ N

Results: see Annex III

4-IV ENERGY SOURCE AND ENERGY STORAGE DEVICES

Carried out: ☒ Y ☐ N

Results: see Annex IV

4-V SPRING BRAKES

Carried out: ☒ Y ☐ N

Results: see Annex V

4-VI PARKING BRAKING SYSTEMS EQUIPPED WITH A MECHANICAL BRAKE-CYLINDER LOCKING DEVICE

Carried out: ☒ Y ☐ N

Results: see Annex VI

4-IX VEHICLE WITH HYDROSTATIC DRIVE AND THEIR BRAKING DEVICE AND BRAKING SYSTEM

Carried out: ☒ Y ☐ N

Results: see Annex IX

4-X SAFETY ASPECTS OF COMPLEX ELECTRONIC VEHICLE CONTROL SYSTEM

Carried out: ☒ Y ☐ N

Results: see Annex X

Job number: A0001688	Type: RN	Date of issue: 31/03/2025
Internal procedure applied PTA01 and IST37	Manufacturer: Zoomlion Agriculture Machinery Co., Ltd.	Page: 5 of 6

4-XI ANTI-LOCK BRAKING SYSTEMS (ABS)

Carried out:

☒ Y ☐ N

Results:

see Annex XI

4-XII ELECTRONICAL BRAKING SYSTEM (EBS)

Carried out:

☒ Y ☐ N

Results:

see Annex XII

4-XII.Ap1 COMPATIBILITY BETWEEN TRACTORS AND TOWED VEHICLES WITH RESPECT TO ISO 11992 DATA COMMUNICATION

Carried out:

☒ Y ☐ N

Results:

see Annex XII.Ap1

4-XII.Ap2 FUNCTIONAL COMPATIBILITY OF VEHICLES CAT. R, S EQUIPPED WITH ELECTRIC CONTROL LINES

Carried out:

☒ Y ☐ N

Results:

see Annex XII.Ap2

4-XIII HYDRAULIC CONNECTIONS OF THE SINGLE LINE TYPE AND TO VEHICLES FITTED WITH THEM

Carried out:

☒ Y ☐ N

Results:

see Annex XIII

5. MEASURING INSTRUMENTS

Instrument	Make	Type	Remarks
GPS vehicle test platform	RACELOGZIC, UK	VBOX3i	Calibration expired on 14/03/2025

Inspection Report

Regulation (EU) 2015/68
no. ZOA-RN-2015_68-00

Job number: A0001688	Type: RN	Date of issue: 31/03/2025
Internal procedure applied PTA01 and IST37	Manufacturer: Zoomlion Agriculture Machinery Co., Ltd.	Page: 6 of 6

6. REMARKS

(report remarks, irregularity, non compliance items)

7. CONCLUSIONS

On the basis of checks carried out and of what stated in the information folder provided by the manufacturer, it is hereby certified that the vehicle(s) referred to in pt. 1.2. meet(s) the requirements of (EU) Regulation 2015/68 as last amended by (EU) Regulation 2018//828.

31/03/2025
Date of issue

王瑞光 Ren
Yueguang Ren
Inspector

Fabrizio Comi
Fabrizio Comi
Technical Responsible

Inspection Report

Regulation (EU) 2015/68
no. ZOA-RN-2015_68-00
ANNEX I



INSPECTION
MANAGEMENT SYSTEM CERTIFICATION
PERSONS CERTIFICATION
PRODUCT CERTIFICATION

Job number: A0001688	Type: RN	Date of issue: 31/03/2025
Internal procedure applied PTA01 and IST37	Manufacturer: Zoomlion Agriculture Machinery Co., Ltd.	Page: 1 of 15

I. REQUIREMENTS APPLYING TO CONSTRUCTION AND FITTING OF BRAKING DEVICES AND TRAILER BRAKING COUPLINGS

I-2 CONSTRUCTION AND FITTING REQUIREMENTS

The braking system complies with requirements set out in pt. 2 of Annex I to reference Regulation. Here below only the significant items are recorded.

Requirement	C	NC	NA	Remarks
I-2.1 General				
I-2.1.1 Braking components and parts				
I-2.1.1.2 The braking components and parts shall be so designed, constructed and fitted as to be able to resist the corrosion and ageing phenomena to which it is exposed.	<input checked="" type="checkbox"/>	<input type="checkbox"/>	<input type="checkbox"/>	
I-2.1.2 Functions of the braking system				
I-2.1.2.1 Service braking system				
It shall be possible to graduate the service braking system action. The driver shall be able to achieve this braking action from his driving position without removing his hands from the steering control device.	<input checked="" type="checkbox"/>	<input type="checkbox"/>	<input type="checkbox"/>	
I-2.1.2.2 Secondary braking system				
The secondary braking system shall make it possible to halt the vehicle within a reasonable distance in the event of the failure of the service braking system. On tractors, it shall be possible to graduate this braking action. The driver shall be able to obtain this braking action from his driving seat while keeping at least one hand on the steering control device.	<input checked="" type="checkbox"/>	<input type="checkbox"/>	<input type="checkbox"/>	
I-2.1.2.3 Parking braking system				
The parking braking system shall enable the vehicle to be held stationary on an up or down gradient even in the absence of the driver, the working parts of the braking system being then held in the locked position by a purely mechanical device. The driver shall be able to achieve this braking action from his driving seat	<input checked="" type="checkbox"/>	<input type="checkbox"/>	<input type="checkbox"/>	
I-2.1.4 Connections, for compressed-air braking systems, between tractors and towed vehicles				
I-2.1.4.1 The connections of the compressed-air braking systems between tractors and towed vehicles can be made by:				
I-2.1.4.1.1 one pneumatic supply line and one pneumatic control line;	<input checked="" type="checkbox"/>	<input type="checkbox"/>	<input type="checkbox"/>	
I-2.1.4.1.2 one pneumatic supply line, one pneumatic control line and one electric control line;	<input type="checkbox"/>	<input type="checkbox"/>	<input checked="" type="checkbox"/>	

Inspection Report

Regulation (EU) 2015/68
no. ZOA-RN-2015_68-00
ANNEX I



INSPECTION
MANAGEMENT SYSTEM CERTIFICATION
PERSONS CERTIFICATION
PRODUCT CERTIFICATION

Job number: A0001688	Type: RN	Date of issue: 31/03/2025
Internal procedure applied PTA01 and IST37	Manufacturer: Zoomlion Agriculture Machinery Co., Ltd.	Page: 2 of 15

Requirement	C	NC	NA	Remarks
I-2.1.5 Connections between tractors and towed vehicles with hydraulic braking systems				
I-2.1.5.1 Type of connections				
I-2.1.5.1.1 Hydraulic control line: this is the connecting line with the male connector on the tractor and the female connector on the towed vehicle. Connectors complying with ISO 5676:1983.			X	
I-2.1.5.1.2 Hydraulic supplementary line: this is the connecting line with the male connector on the tractor and the female connector on the towed vehicle. Connectors complying with ISO 16028:2006, size 10.			X	
I-2.1.5.1.3 The ISO 7638:2003 connector may be used for 5 pin or 7 pin applications, as appropriate.			X	
The distance between the two connectors specified in pt. I-2.1.5.1.1 and I-2.1.5.1.2 shall be 60 mm			X	
I-2.1.5.2 With the engine running and the parking braking system of the tractor fully applied:				
I-2.1.5.2.1 a pressure of 0 ⁺¹⁰⁰ kPa is present on the supplementary line and/or			X	
I-2.1.5.2.2 a pressure between 11500 kPa and 15000 kPa is generated on the control line.			X	
I-2.1.5.3 With the engine running and the parking braking system of the tractor fully released a pressure between 1500 kPa and 3500 kPa shall be present on the supplementary line.			X	
I-2.1.5.4 With the engine running and no brake control on the tractor applied (driving or stand-by condition), the pressure supplied at the coupling head of the control line shall be 0 ⁺²⁰⁰ kPa			X	
I-2.1.5.5 With the engine running and the service brake control device on the tractor fully actuated a pressure between 11500 kPa and 15000 kPa shall be generated in the control line.			X	
I-2.1.7 Shut-off devices which are not automatically actuated shall not be permitted.			X	
I-2.1.8 Pressure test connections (compressed-air braking system)				
I-2.1.8.1.1 In each independent circuit of the braking system, at the closest readily accessible position to the brake cylinder which is the least favourably placed as far as the response time			X	

Inspection Report

Regulation (EU) 2015/68
no. ZOA-RN-2015_68-00
ANNEX I



INSPECTION
MANAGEMENT SYSTEM CERTIFICATION
PERSONS CERTIFICATION
PRODUCT CERTIFICATION

Job number: A0001688	Type: RN	Date of issue: 31/03/2025
Internal procedure applied PTA01 and IST37	Manufacturer: Zoomlion Agriculture Machinery Co., Ltd.	Page: 3 of 15

	Requirement	C	NC	NA	Remarks
I-2.1.8.1.2	In a braking system which incorporates a device that modulates the air pressure in the brake transmission, located in the pressure line upstream and downstream of this device at the closest accessible position. If this device is pneumatically controlled an additional test connection is required to simulate the laden condition. Where no such device is fitted, a single pressure test connection, equivalent to the downstream connector shall be provided. These test connections shall be so located as to be easily accessible from the ground or within the vehicle.	<input type="checkbox"/>	<input type="checkbox"/>	<input checked="" type="checkbox"/>	
I-2.1.8.1.3	At the closest readily accessible position to the least favourably placed energy storage device	<input type="checkbox"/>	<input type="checkbox"/>	<input checked="" type="checkbox"/>	
I-2.1.8.1.4	In each independent circuit of the braking system so it is possible to check the input and output pressure of the complete transmission line.	<input type="checkbox"/>	<input type="checkbox"/>	<input checked="" type="checkbox"/>	
I-2.1.8.1.5	The pressure test connections shall comply with clause 4 of ISO Standard 3583:1984.	<input type="checkbox"/>	<input type="checkbox"/>	<input checked="" type="checkbox"/>	
I-2.2	Requirements of braking systems				
I-2.2.1	Vehicles of categories T and C				
	In order to assist the driver in steering (to enable differential braking in the field) the service braking system of the tractor may consist of two independent brake circuits, each connected to one separate right or left brake pedal.	<input checked="" type="checkbox"/>	<input type="checkbox"/>	<input type="checkbox"/>	
	For category Tb tractors: if the differential braking function is activated, it shall not be possible to travel at speeds exceeding 40 km/h or at speeds in excess of 40 km/h the differential braking function shall be disabled. These two operations shall be ensured by automatic means.	<input type="checkbox"/>	<input type="checkbox"/>	<input checked="" type="checkbox"/>	
	In tractors where the separate pedals can be connected manually, the driver shall be able to easily verify from his driving place whether these pedals are connected or not.	<input checked="" type="checkbox"/>	<input type="checkbox"/>	<input type="checkbox"/>	
I-2.2.1.2	The equipment providing service, secondary and parking braking may have common components, provided that they fulfil the following conditions:				
I-2.2.1.2.1	There shall be at least two controls, each corresponding to a different braking system, independent of each other and readily accessible to the driver from his normal driving position.	<input checked="" type="checkbox"/>	<input type="checkbox"/>	<input type="checkbox"/>	
I-2.2.1.2.2	The control device of the service braking system shall be independent of the control device of the parking braking system.	<input checked="" type="checkbox"/>	<input type="checkbox"/>	<input type="checkbox"/>	

Inspection Report

Regulation (EU) 2015/68
no. ZOA-RN-2015_68-00
ANNEX I



INSPECTION
MANAGEMENT SYSTEM CERTIFICATION
PERSONS CERTIFICATION
PRODUCT CERTIFICATION

Job number: A0001688	Type: RN	Date of issue: 31/03/2025
Internal procedure applied PTA01 and IST37	Manufacturer: Zoomlion Agriculture Machinery Co., Ltd.	Page: 4 of 15

	Requirement	C	NC	NA	Remarks
I-2.2.1.2.4	Where the service and secondary braking systems have the same control device, the parking braking system shall be so designed that it can be actuated when the vehicle is in motion. This requirement shall not apply if the vehicle's service braking system can be actuated, even partially, by means of an auxiliary control.	<input type="checkbox"/>	<input type="checkbox"/>	<input checked="" type="checkbox"/>	
I-2.2.1.2.5	In the event of a breakage of any component other than the brakes or the components specified in point 2.2.1.2.7 of Annex I to Regulation, or of any other failure of the service braking system (malfunction, partial or total exhaustion of an energy reserve), the secondary braking system or that part of the service braking system which is not affected by the failure shall be able to bring the vehicle to a halt in the conditions prescribed for secondary braking.	<input checked="" type="checkbox"/>	<input type="checkbox"/>	<input type="checkbox"/>	
I-2.2.1.2.6	In particular, where the secondary braking system and the service braking system have a common control device and common transmission:				
I-2.2.1.2.6.1	Where the service braking system is actuated by the muscular energy of the driver assisted by an energy source or one or more energy reserves, the secondary braking performance shall, in the event of failure of that assistance, be capable of being ensured by the muscular energy of the driver assisted by the energy reserves, if any, which are unaffected by the failure	<input type="checkbox"/>	<input type="checkbox"/>	<input checked="" type="checkbox"/>	
I-2.2.1.2.6.2	If the service braking force and transmission depend exclusively on the use, controlled by the driver, of an energy reserve, there shall be at least two completely independent energy reserves, each provided with its own transmission likewise independent; each of them may act on the brakes of only two or more wheels so selected as to be capable of ensuring by themselves the prescribed degree of secondary braking without endangering the stability of the vehicle during braking; in addition, each of the those energy reserves shall be equipped with a warning device. In at least one of the air reservoirs of each service braking circuit a device for draining and exhausting is required in an adequate and easily accessible position.	<input type="checkbox"/>	<input type="checkbox"/>	<input checked="" type="checkbox"/>	
I-2.2.1.2.6.3	If the service braking force and transmission depend exclusively on the use of an energy reserve, one energy reserve for the transmission is deemed to be sufficient, provided that the prescribed secondary braking is ensured by the action of the driver's muscular energy acting on the service brake control device	<input type="checkbox"/>	<input type="checkbox"/>	<input checked="" type="checkbox"/>	

Inspection Report

Regulation (EU) 2015/68
no. ZOA-RN-2015_68-00
ANNEX I



INSPECTION
MANAGEMENT SYSTEM CERTIFICATION
PERSONS CERTIFICATION
PRODUCT CERTIFICATION

Job number: A0001688	Type: RN	Date of issue: 31/03/2025
Internal procedure applied PTA01 and IST37	Manufacturer: Zoomlion Agriculture Machinery Co., Ltd.	Page: 5 of 15

	Requirement	C	NC	NA	Remarks
I-2.2.1.3	Where there are separate control devices for the service and secondary braking systems simultaneous actuation of control devices shall not render both the service and secondary braking systems inoperative	<input checked="" type="checkbox"/>	<input type="checkbox"/>	<input type="checkbox"/>	
I-2.2.1.4	Where use is made of energy other than the muscular energy of the driver, there need not be more than one source of such energy (hydraulic pump, air compressor, etc.), but the means by which the device constituting that source is driven shall be as safe as practicable.	<input checked="" type="checkbox"/>	<input type="checkbox"/>	<input type="checkbox"/>	
I-2.2.1.4.1	In the event of failure in any part of the transmission of a vehicle's braking system consisting of two service braking circuits, the supply to the part not affected by the failure shall continue to be ensured where this is required for the purpose of halting the vehicle with the degree of effectiveness prescribed for residual and/or for secondary braking. This condition shall be satisfied by automatic means.	<input checked="" type="checkbox"/>	<input type="checkbox"/>	<input type="checkbox"/>	
I-2.2.1.4.2	Furthermore, storage devices located down-circuit of this device are such that in the event of a failure in the energy supply, after four full-stroke actuations of the service braking system control device under the testing conditions prescribed in point 1.2 of section A or in point 1.2 of section B or in point 1.2 of section C of Annex IV to EU Regulation, following to the kind of braking system, it is still possible to halt the vehicle at the fifth application with the degree of effectiveness prescribed for secondary braking.	<input type="checkbox"/>	<input type="checkbox"/>	<input checked="" type="checkbox"/>	
I-2.2.1.4.3	For hydraulic braking systems with stored energy, requirements of points I-2.2.1.4.1 and I-2.2.1.4.2 shall be considered to be met, provided that the requirements of point 1.2.2 of Part C of Annex IV to EU Regulation, are satisfied	<input type="checkbox"/>	<input type="checkbox"/>	<input checked="" type="checkbox"/>	
I-2.2.1.4.4	In the case of a service braking system consisting of only one service braking circuit it is required that in the event of a failure or non-availability of the energy source it shall be possible halting the vehicle with the service braking system control with the degree of effectiveness prescribed for secondary braking.	<input type="checkbox"/>	<input type="checkbox"/>	<input checked="" type="checkbox"/>	
I-2.2.1.6	On vehicles with a maximum design speed not exceeding 30 km/h, the service braking system shall act on all the wheels of at least one axle. In all other cases the service braking system shall act on all the wheels of the vehicle. However, in case of vehicles with one braked axle and an automatic engagement of the drive to all other axles during braking, all wheels are deemed to be braked.	<input checked="" type="checkbox"/>	<input type="checkbox"/>	<input type="checkbox"/>	Service braking system act on all the wheels of vehicle.

Inspection Report

Regulation (EU) 2015/68

no. ZOA-RN-2015_68-00

ANNEX I



INSPECTION
MANAGEMENT SYSTEM CERTIFICATION
PERSONS CERTIFICATION
PRODUCT CERTIFICATION

Job number: A0001688	Type: RN	Date of issue: 31/03/2025
Internal procedure applied PTA01 and IST37	Manufacturer: Zoomlion Agriculture Machinery Co., Ltd.	Page: 6 of 15

Requirement

		C	NC	NA	Remarks
	For category C vehicles this condition is considered to be met if all of the track rollers of the vehicle are braked. For category C vehicles with a design speed of less than 30 km/h, this condition is considered to be met if at least one track roller on each side of the vehicle is braked.	<input type="checkbox"/>	<input type="checkbox"/>	<input checked="" type="checkbox"/>	
	For vehicles equipped with a straddle seat and handlebars, the service braking may act either on the front axle or on the rear axle	<input type="checkbox"/>	<input type="checkbox"/>	<input checked="" type="checkbox"/>	
	For articulated tractors of category Ta, if an axle is subject to braking and the differential is mounted between the service brake and the wheels, all wheels of that axle are deemed to be braked when the activation of the service braking system automatically locks the differential on this axle.	<input type="checkbox"/>	<input type="checkbox"/>	<input checked="" type="checkbox"/>	
I-2.2.1.6.1	Performance of hydraulic lines and hose assemblies in case of vehicles with one braked axle and an automatic engagement of the drive to all other axles during braking	<input type="checkbox"/>	<input type="checkbox"/>	<input checked="" type="checkbox"/>	
	The hydraulic lines of hydraulic transmission shall be capable of a burst pressure at least four times the maximum normal service pressure (T) specified by the vehicle manufacturer. Hose assemblies shall comply with ISO Standards 1402:2009, 6605:2002 and 7751: 1997+A1:2011.	<input type="checkbox"/>	<input type="checkbox"/>	<input checked="" type="checkbox"/>	
I-2.2.1.7	If the service braking system acts on all wheels or track rollers of the vehicle, the action shall be appropriately distributed among the axles.	<input checked="" type="checkbox"/>	<input type="checkbox"/>	<input type="checkbox"/>	
I-2.2.1.8	The action of the service braking system shall be distributed between the wheels or track rollers of the same axle symmetrically in relation to the longitudinal median plane of the vehicle.	<input checked="" type="checkbox"/>	<input type="checkbox"/>	<input type="checkbox"/>	
I-2.2.1.9	The service, secondary and the parking braking systems shall act on braking surfaces permanently connected to the wheels through components of adequate strength. It shall not be possible to disconnect a braking surface from the wheels; however, such disconnection shall be permitted in the case of the parking braking system, provided that it is controlled exclusively by the driver from his driving seat by a system which cannot be actuated by a leak	<input checked="" type="checkbox"/>	<input type="checkbox"/>	<input type="checkbox"/>	
		<input checked="" type="checkbox"/>	<input type="checkbox"/>	<input type="checkbox"/>	

Inspection Report

Regulation (EU) 2015/68
no. ZOA-RN-2015_68-00
ANNEX I



INSPECTION
MANAGEMENT SYSTEM CERTIFICATION
PERSONS CERTIFICATION
PRODUCT CERTIFICATION

Job number: A0001688	Type: RN	Date of issue: 31/03/2025
Internal procedure applied PTA01 and IST37	Manufacturer: Zoomlion Agriculture Machinery Co., Ltd.	Page: 7 of 15

	Requirement	C	NC	NA	Remarks
	when more than one axle is normally subject to braking in the case of vehicles of categories T and C with a maximum design speed not exceeding 60 km/h, one axle may be decoupled provided that activation of the service braking system automatically re-couples this axle and that, in the case of a failure in the energy supply or a failure in the control transmission of the re-coupling control device, then automatic re-coupling shall be ensured.	<input checked="" type="checkbox"/>	<input type="checkbox"/>	<input type="checkbox"/>	
I-2.2.1.10	It shall be possible for the wear of the service brakes to be compensated by means of a system of manual or automatic adjustment. For vehicles of categories Tb and Cb, the compensation shall be automatic. In addition, the control device and the components of the transmission and of the brakes shall possess a reserve of travel such that, when the brakes become heated or when the brake linings have reached a certain degree of wear, effective braking shall be ensured without immediate adjustment being necessary.	<input checked="" type="checkbox"/>	<input type="checkbox"/>	<input type="checkbox"/>	
	Vehicles of categories Ta, and category Ca, do not need to be fitted with a system where the wear of the brakes are compensated by means of a system of automatic adjustment.	<input checked="" type="checkbox"/>	<input type="checkbox"/>	<input type="checkbox"/>	
I-2.2.1.10.1	Automatic wear adjustment devices, if fitted, shall, after heating followed by cooling, be capable of free running as laid down in point 2.3.4 of Annex II to EU Regulation following the Type-I test	<input type="checkbox"/>	<input type="checkbox"/>	<input checked="" type="checkbox"/>	see Annex II
	It shall be possible to easily check this wear on service brake linings from the outside or underside of the vehicle, utilising only the tools or equipment normally supplied with the vehicle; for instance, by the provision of appropriate inspection holes or by some other means. Alternatively, acoustical or optical devices warning the driver at his driving position when lining replacement is necessary are acceptable.	<input type="checkbox"/>	<input type="checkbox"/>	<input checked="" type="checkbox"/>	
I-2.2.1.10.2	The requirements above are not applicable to oil immersed brakes which are designed for the whole lifetime of the vehicle without servicing.	<input checked="" type="checkbox"/>	<input type="checkbox"/>	<input type="checkbox"/>	
I-2.2.1.11	In hydraulic braking systems:				
I-2.2.1.11.1	The filling ports of the fluid reservoirs shall be readily accessible	<input type="checkbox"/>	<input type="checkbox"/>	<input checked="" type="checkbox"/>	
	The containers of reserve fluid shall be so made that the level of the reserve fluid can be easily checked without the containers having to be opened.	<input type="checkbox"/>	<input type="checkbox"/>	<input checked="" type="checkbox"/>	
	Where this last condition is not fulfilled, a red warning signal shall draw the driver's attention to any fall in the level of reserve fluid liable to cause a failure of the braking system.	<input type="checkbox"/>	<input type="checkbox"/>	<input checked="" type="checkbox"/>	

Inspection Report

Regulation (EU) 2015/68
no. ZOA-RN-2015_68-00
ANNEX I



INSPECTION
MANAGEMENT SYSTEM CERTIFICATION
PERSONS CERTIFICATION
PRODUCT CERTIFICATION

Job number: A0001688	Type: RN	Date of issue: 31/03/2025
Internal procedure applied PTA01 and IST37	Manufacturer: Zoomlion Agriculture Machinery Co., Ltd.	Page: 8 of 15

	Requirement	C	NC	NA	Remarks
	In hydraulic braking systems, where the type of fluid used for hydraulic transmission is common with the fluid used in other appliances of the vehicle in a common tank, it is also permitted to detect the correct level of fluid with a device which needs the container to be opened.	<input type="checkbox"/>	<input type="checkbox"/>	<input checked="" type="checkbox"/>	
I-2.2.1.11.2	A failure in the hydraulic transmission where the prescribed service braking performance cannot be obtained shall be signalled to the driver by a device comprising a warning signal	<input type="checkbox"/>	<input type="checkbox"/>	<input checked="" type="checkbox"/>	
	Alternatively, the lighting up of this device when the fluid in the reservoir is below a certain level specified by the manufacturer shall be permitted.	<input type="checkbox"/>	<input type="checkbox"/>	<input checked="" type="checkbox"/>	
	In hydraulic braking systems, where the type of fluid used for hydraulic transmission is common with the fluid used in other appliances of the vehicle in a common tank, detection of a pressure drop in the hydraulic transmission to a certain value as specified by the manufacturer is also permitted.	<input type="checkbox"/>	<input type="checkbox"/>	<input checked="" type="checkbox"/>	
I-2.2.1.11.3	The type of fluid to be used in the hydraulic transmission of braking systems shall be identified by the symbol in accordance with Figure 1 or 2 of Standard ISO 9128:2006. The symbol shall be affixed within 100 mm of the filling ports of the fluid reservoirs.	<input type="checkbox"/>	<input type="checkbox"/>	<input checked="" type="checkbox"/>	
	This requirement only applies to vehicles having a separate filling port for the fluid of the braking system.				
I-2.2.1.12	Warning device				
I-2.2.1.12.1	Any vehicle fitted with a service braking system actuated by an energy reservoir shall, where the prescribed secondary braking performance cannot be obtained by means of this braking system without the use of stored energy, be provided with a warning device — in addition to a pressure gauge where fitted — giving an optical or acoustic signal when the stored energy in any part of the system falls to a value at which, without recharging of the reservoir and irrespective of the loading conditions of the vehicle, it shall be possible to apply the service braking system control device a fifth time after four full-stroke actuations and obtain the prescribed secondary braking performance (without faults in the service-brake transmission and with the brakes adjusted as closely as possible). The warning device shall be directly and permanently connected to the circuit. When the engine is running under normal operating conditions and there are no faults in the braking system, the warning device shall give no signal except during the time required for charging the energy reservoir(s) after start-up of the engine.	<input type="checkbox"/>	<input type="checkbox"/>	<input checked="" type="checkbox"/>	

Inspection Report

Regulation (EU) 2015/68
no. ZOA-RN-2015_68-00
ANNEX I



INSPECTION
MANAGEMENT SYSTEM CERTIFICATION
PERSONS CERTIFICATION
PRODUCT CERTIFICATION

Job number: A0001688	Type: RN	Date of issue: 31/03/2025
Internal procedure applied PTA01 and IST37	Manufacturer: Zoomlion Agriculture Machinery Co., Ltd.	Page: 9 of 15

Requirement

		C	NC	NA	Remarks
I-2.2.1.12.1.1	However, in the case of vehicles which are only considered to comply with the requirements of point I-2.2.1.4.1 by virtue of meeting the requirements of point 1.2.2 of section C of Annex IV to EU Regulation, the alarm device shall consist of an acoustic signal in addition to an optical signal. These devices need not operate simultaneously, provided that each of them meets the above requirements and the acoustic signal is not actuated before the optical signal.	<input type="checkbox"/>	<input type="checkbox"/>	<input checked="" type="checkbox"/>	
I-2.2.1.13	Tractors of category Tb with maximum design speed exceeding 60 km/h Where the use of an auxiliary energy source is essential for the operation of a braking system, the energy reserve shall be such as to ensure that, should the engine stop, or in the event of a failure of the means by which the energy source is driven, the braking performance remains sufficient to bring the vehicle to a halt in the prescribed conditions. In addition, if the muscular energy applied by the driver to the parking braking system is reinforced by some aid, the actuation of the parking braking system shall be ensured in the event of failure of that aid, if necessary by using a reserve of energy independent of that normally supplying such aid. This reserve of energy may be that intended for the service braking system.	<input type="checkbox"/>	<input type="checkbox"/>	<input checked="" type="checkbox"/>	
I-2.2.1.14	In the case of a tractor to which the coupling of a towed vehicle equipped with a brake controlled by the driver of the tractor is authorised, the service braking system of the tractor shall be fitted with a device so designed that if the towed vehicle braking system should fail, or the supply line (or such other type of connection as may be adopted) between the tractor and towed vehicle should break, it will still be possible to brake the tractor with the performance prescribed for the secondary braking system; this device shall be fitted to the tractor service braking system ensuring that the tractor can still be braked by the service braking system with a performance prescribed for the secondary braking system.	<input checked="" type="checkbox"/>	<input type="checkbox"/>	<input type="checkbox"/>	
I-2.2.1.15	The pneumatic or hydraulic auxiliary equipment shall be automatically supplied with energy in such a way that during its operation the prescribed performance values can be reached and that even in the event of damage to the source of energy, the operation of the auxiliary equipment cannot cause the reserves of energy feeding the braking systems to fall below the level indicated in point I-2.2.1.12.	<input checked="" type="checkbox"/>	<input type="checkbox"/>	<input type="checkbox"/>	

Inspection Report

Regulation (EU) 2015/68
no. ZOA-RN-2015_68-00
ANNEX I



INSPECTION
MANAGEMENT SYSTEM CERTIFICATION
PERSONS CERTIFICATION
PRODUCT CERTIFICATION

Job number: A0001688	Type: RN	Date of issue: 31/03/2025
Internal procedure applied PTA01 and IST37	Manufacturer: Zoomlion Agriculture Machinery Co., Ltd.	Page: 10 of 15

	Requirement	C	NC	NA	Remarks
I-2.2.1.16	A tractor authorised to tow a category R2, R3, R4 or S2 vehicle shall satisfy the following conditions:				
I-2.2.1.16.1	When the service braking system of the tractor is actuated there shall also be a graduated braking action on the towed vehicle	<input checked="" type="checkbox"/>			
I-2.2.1.16.2	When the tractor's secondary braking system comes into action, there shall also be a braking action in the towed vehicle. In the case of tractors of categories Tb and Cb this braking action shall be graduable.	<input checked="" type="checkbox"/>			
I-2.2.1.16.3	Should the service braking system of the tractor fail, and if this system is made up of at least two independent sections, the section or sections not affected by this failure shall be able to fully or partially actuate the towed vehicle brakes.	<input checked="" type="checkbox"/>			
	This requirement does not apply where the two independent sections consist in one section braking left hand wheels and one section braking right hand wheels, such a design aiming at permitting differential braking for cornering in the fields.	<input checked="" type="checkbox"/>			
	Should in the latter case, the service braking system of the tractor fail, then the secondary braking system shall be able to fully or partially actuate the towed vehicle brakes.	<input checked="" type="checkbox"/>			
	If this operation is achieved by a valve which is normally at rest, then such a valve may only be incorporated if its correct functioning can easily be checked by the driver, either from within the cab or from outside the vehicle, without the use of tools.			<input checked="" type="checkbox"/>	
I-2.2.1.17	Additional requirements in the case of tractors authorised to draw towed vehicles with compressed-air braking systems.				
I-2.2.1.17.1	In the event of a failure (e.g. breakage) in one of the pneumatic connecting lines, interruption or defect in the electric control line, it shall nevertheless be possible for the driver, fully or partially, to actuate the brakes of the towed vehicle by means either of the service braking control device or of the secondary braking control device or of the parking braking control device, unless the failure automatically causes the towed vehicle to be braked	<input checked="" type="checkbox"/>			
I-2.2.1.17.2	The automatic braking shall be considered to be met when the following conditions are fulfilled:				
I-2.2.1.17.2.1	When the designated brake control device of the ones mentioned in point I-2.2.1.17.1, is fully actuated, the pressure in the supply line shall fall to 150 kPa within the following two seconds; in addition, when the brake control device is released, the supply line shall be re-pressurised.	<input checked="" type="checkbox"/>			

Inspection Report

Regulation (EU) 2015/68
no. ZOA-RN-2015_68-00
ANNEX I



INSPECTION
MANAGEMENT SYSTEM CERTIFICATION
PERSONS CERTIFICATION
PRODUCT CERTIFICATION

Job number: A0001688	Type: RN	Date of issue: 31/03/2025
Internal procedure applied PTA01 and IST37	Manufacturer: Zoomlion Agriculture Machinery Co., Ltd.	Page: 11 of 15

	Requirement	C	NC	NA	Remarks
I-2.2.1.17.2.2	When the supply line is evacuated at the rate of at least 100 kPa per second the automatic braking of the towed vehicle shall start to operate before the pressure in the supply line falls to 200 kPa.	<input checked="" type="checkbox"/>	<input type="checkbox"/>	<input type="checkbox"/>	
I-2.2.1.17.3	In the event of a failure in one of the control lines connecting two vehicles equipped according to point I-2.1.4.1.2, the control line not affected by the failure shall automatically ensure the braking performance prescribed for the towed vehicle	<input checked="" type="checkbox"/>	<input type="checkbox"/>	<input type="checkbox"/>	
I-2.2.1.17.4	In the case of a pneumatic service braking system comprising two or more independent sections, any leakage between those sections at or downstream of the control device shall be continuously vented to atmosphere.	<input checked="" type="checkbox"/>	<input type="checkbox"/>	<input type="checkbox"/>	
I-2.2.1.18	Additional requirements in the case of tractors authorised to draw towed vehicles with hydraulic braking systems.				
I-2.2.1.18.1	The pressure supplied at both coupling heads with the engine not running shall always be 0 kPa.	<input type="checkbox"/>	<input type="checkbox"/>	<input checked="" type="checkbox"/>	
I-2.2.1.18.2	The pressure supplied at the coupling head of the control line with the engine running and no braking control force applied shall be 0 ⁺²⁰⁰ kPa.	<input type="checkbox"/>	<input type="checkbox"/>	<input checked="" type="checkbox"/>	
I-2.2.1.18.3	With the engine running it shall be possible to generate at the coupling head of the supplementary line a pressure of at least 1500 kPa but not exceeding 3500 kPa	<input type="checkbox"/>	<input type="checkbox"/>	<input checked="" type="checkbox"/>	
I-2.2.1.18.5	In the case of a failure (e.g. fracture or leak) in the supplementary line, it shall nevertheless be possible for the driver to fully or partially actuate the towed vehicle brakes, by means either of the service braking system control device or of the parking braking system control device, unless this failure automatically causes the towed vehicle to be braked with the performance prescribed	<input type="checkbox"/>	<input type="checkbox"/>	<input checked="" type="checkbox"/>	
I-2.2.1.18.6	In the case of a failure (e.g. fracture or leak) in the control line, the pressure in the supplementary line shall fall to 1000 kPa within the following two seconds after the service brake control device has been fully actuated.	<input type="checkbox"/>	<input type="checkbox"/>	<input checked="" type="checkbox"/>	
	In addition, when the service brake control device is released, the supplementary line shall be re-pressurised	<input type="checkbox"/>	<input type="checkbox"/>	<input checked="" type="checkbox"/>	
I-2.2.1.18.7	The pressure in the supplementary line shall fall from its maximum value to 0 ⁺³⁰⁰ kPa within the following second after the parking braking system control device has been fully actuated.	<input type="checkbox"/>	<input type="checkbox"/>	<input checked="" type="checkbox"/>	

Inspection Report

Regulation (EU) 2015/68
no. ZOA-RN-2015_68-00
ANNEX I



INSPECTION
MANAGEMENT SYSTEM CERTIFICATION
PERSONS CERTIFICATION
PRODUCT CERTIFICATION

Job number: A0001688	Type: RN	Date of issue: 31/03/2025
Internal procedure applied PTA01 and IST37	Manufacturer: Zoomlion Agriculture Machinery Co., Ltd.	Page: 12 of 15

	Requirement	C	NC	NA	Remarks
I-2.2.1.18.9	Tractors towing vehicles of categories R or S which can only comply with the braking performance requirements of the service braking system, parking braking system or automatic braking system with the assistance of energy stored in a hydraulic energy storage device shall be equipped with an ISO 7638:2003 connector in order to be able to indicate the low level of stored energy on the towed vehicle, by the separate warning signal via pin 5 of the electrical connector conforming to ISO 7638:2003 specified in point I-2.2.1.29.2.2. The ISO 7638:2003 connector may be used for 5 pin or 7 pin applications, as appropriate.	<input type="checkbox"/>	<input type="checkbox"/>	<input checked="" type="checkbox"/>	
I-2.2.1.19	In the case of a tractor authorised to tow a vehicle of categories R3, R4 or S2, the service braking system of the towed vehicle may only be operated in conjunction with the service, secondary or parking braking system of the tractor.	<input checked="" type="checkbox"/>	<input type="checkbox"/>	<input type="checkbox"/>	
I-2.2.1.20	If point 3.1.3.4 of Annex II to EU Regulation can only be fulfilled by complying with the conditions specified in point 3.1.3.4.1.1 of Annex II to EU Regulation then:				
I-2.2.1.20.1	in the case of compressed-air braking system, a control line pressure (or the equivalent digital demand) of at least 650 kPa shall be transmitted when a single control device is fully activated which also applies the tractor parking braking system. This shall also be ensured when the ignition/start switch has been switched off and/or the key has been removed;	<input checked="" type="checkbox"/>	<input type="checkbox"/>	<input type="checkbox"/>	
I-2.2.1.20.2	in the case of hydraulic braking system, when a single control device is fully activated a pressure of 0 ⁺¹⁰⁰ kPa shall be generated on the supplementary line.	<input type="checkbox"/>	<input type="checkbox"/>	<input checked="" type="checkbox"/>	
I-2.2.1.21	Anti-lock braking systems for tractors of category Tb				
I-2.2.1.21.1	Tractors of category Tb with a maximum design speed exceeding 60 km/h shall be equipped with anti-lock braking systems of category 1	<input type="checkbox"/>	<input type="checkbox"/>	<input checked="" type="checkbox"/>	
I-2.2.1.22	Tractors authorised to tow a vehicle equipped with an anti-lock braking system shall also be equipped with a special electrical connector, conforming to ISO 7638:2003, for the electric control transmission. The ISO 7638:2003 connector may be used for 5 pin or 7 pin applications, as appropriate.	<input type="checkbox"/>	<input type="checkbox"/>	<input checked="" type="checkbox"/>	

Job number: A0001688	Type: RN	Date of issue: 31/03/2025
Internal procedure applied PTA01 and IST37	Manufacturer: Zoomlion Agriculture Machinery Co., Ltd.	Page: 13 of 15

	Requirement	C	NC	NA	Remarks
I-2.2.1.25	In the case of category Tb tractors with a maximum design speed exceeding 60 km/h, the service braking system shall, whether or not it is combined with the secondary braking system, be such that in the event of failure in a part of its transmission a sufficient number of wheels are still braked by actuation of the service brake control device; these wheels shall be so selected that the residual performance of the service braking system is satisfied. The part or parts not affected by the failure shall be capable of partially or fully actuating the brakes of the towed vehicle.	<input type="checkbox"/>	<input type="checkbox"/>	<input checked="" type="checkbox"/>	
I-2.2.1.26	Special additional requirements for the electric transmission of the parking braking system	<input type="checkbox"/>	<input type="checkbox"/>	<input checked="" type="checkbox"/>	
I-2.2.1.28	Special requirements for coupling force control	<input type="checkbox"/>	<input type="checkbox"/>	<input checked="" type="checkbox"/>	
I-2.2.1.29	Brake failure and defect warning signal				
I-2.2.1.29.1	Tractors shall be capable of providing optical brake failure and defect warning signals, as follows:				
I-2.2.1.29.1.1	A red warning signal indicating failures within the vehicle braking equipment which preclude achievement of the prescribed service braking performance or the functioning of at least one of two independent service braking circuits.	<input checked="" type="checkbox"/>	<input type="checkbox"/>	<input type="checkbox"/>	
I-2.2.1.29.1.2	Where applicable, a yellow warning signal indicating an electrically detected defect within the vehicle braking equipment, which is not indicated by the warning signal mentioned in point I-2.2.1.29.1.1.	<input type="checkbox"/>	<input type="checkbox"/>	<input checked="" type="checkbox"/>	
I-2.2.1.29.2	Tractors equipped with an electric control line and/or authorized to tow a vehicle equipped with an electric control transmission, shall be capable of providing a separate warning signal to indicate a defect within the electric control transmission of the braking equipment of the towed vehicle. The signal shall be activated from the towed vehicle via pin 5 of the electric connector conforming to ISO 7638:2003 and in all cases the signal transmitted by the towed vehicle shall be displayed without significant delay or modification by the tractor. This warning signal shall not light up when coupled to a towed vehicle without an electric control line and/or electric control transmission or when no towed vehicle is coupled. This function shall be automatic.	<input type="checkbox"/>	<input type="checkbox"/>	<input checked="" type="checkbox"/>	

Inspection Report

Regulation (EU) 2015/68
no. ZOA-RN-2015_68-00
ANNEX I



INSPECTION
MANAGEMENT SYSTEM CERTIFICATION
PERSONS CERTIFICATION
PRODUCT CERTIFICATION

Job number: A0001688	Type: RN	Date of issue: 31/03/2025
Internal procedure applied PTA01 and IST37	Manufacturer: Zoomlion Agriculture Machinery Co., Ltd.	Page: 14 of 15

	Requirement	C	NC	NA	Remarks
I-2.2.1.29.2.1	In the case of a tractor equipped with an electric control line, when electrically connected to a towed vehicle with an electric control line, the warning signal specified in point I-2.2.1.29.1.1 shall also be used to indicate certain specified failures within the braking equipment of the towed vehicle, whenever the towed vehicle provides corresponding failure information via the data communication part of the electric control line. This indication shall be in addition to the warning signal specified in point I-2.2.1.29.2. Alternatively, instead of utilizing the warning signal specified in point I-2.2.1.29.1.1 and the accompanying warning signal referred to in this point, a separate red warning signal may be provided in the tractor to indicate such a failure within the braking equipment of the towed vehicle.	<input type="checkbox"/>	<input type="checkbox"/>	<input checked="" type="checkbox"/>	
I-2.2.1.29.2.2	Tractors equipped with an electric connector conforming to ISO 7638:2003 in order to be able to indicate the low level of stored energy on the towed vehicle shall display the separate yellow warning signal mentioned in point I-2.2.1.29.2 to the driver when the warning signal is transmitted to the tractor by the towed vehicle via pin 5 of the electric connector conforming to ISO 7638:2003.	<input type="checkbox"/>	<input type="checkbox"/>	<input checked="" type="checkbox"/>	
I-2.2.1.29.3	Except where stated otherwise:				
I-2.2.1.29.3.1	a specified failure or defect shall be signalled to the driver by the above-mentioned warning signal(s) not later than on actuation of the relevant braking control device;	<input checked="" type="checkbox"/>	<input type="checkbox"/>	<input type="checkbox"/>	
I-2.2.1.29.3.2	the warning signal(s) shall remain displayed as long as the failure or defect persists and the ignition (start) switch is in the 'on' (run) position;	<input checked="" type="checkbox"/>	<input type="checkbox"/>	<input type="checkbox"/>	
I-2.2.1.29.3.3	the warning signal shall be constant (not flashing).	<input checked="" type="checkbox"/>	<input type="checkbox"/>	<input type="checkbox"/>	
I-2.2.1.29.4	The warning signals shall be visible, even by daylight; by the driver from the driver's seat	<input checked="" type="checkbox"/>	<input type="checkbox"/>	<input type="checkbox"/>	
I-2.2.1.29.5	The warning signal(s) mentioned above shall light up when the electrical equipment of the vehicle (and the braking system) is energised. With the vehicle stationary, the braking system shall verify that none of the specified failures or defects are present before extinguishing the signals. Specified failures or defects which should activate the warning signals mentioned above, but which are not detected under static conditions, shall be stored upon detection and be displayed at start-up and at all times when the ignition (start) switch is in the 'on' (run) position, as long as the failure or defect persists.	<input checked="" type="checkbox"/>	<input type="checkbox"/>	<input type="checkbox"/>	

Inspection Report

Regulation (EU) 2015/68
no. ZOA-RN-2015_68-00
ANNEX I



INSPECTION
MANAGEMENT SYSTEM CERTIFICATION
PERSONS CERTIFICATION
PRODUCT CERTIFICATION

Job number: A0001688	Type: RN	Date of issue: 31/03/2025
Internal procedure applied PTA01 and IST37	Manufacturer: Zoomlion Agriculture Machinery Co., Ltd.	Page: 15 of 15

	<u>Requirement</u>	C	NC	NA	Remarks
I-2.2.1.29.6	Non-specified failures or defects or other information concerning the brakes or running gear of the tractor, may be indicated by the signal specified in point I-2.2.1.29.1.2, provided that all the following conditions are fulfilled:				
I-2.2.1.29.6.1	the vehicle is stationary;			X	
I-2.2.1.29.6.2	after the braking system is first energised and the signal has indicated that, following the procedures detailed in point I-2.2.1.29.5, no specified failures (or defects) have been identified; and			X	
I-2.2.1.29.6.3	non-specified faults or other information shall be indicated only by the flashing of the warning signal. However, the warning signal shall be extinguished by the time when the vehicle first exceeds 10 km/h.			X	
I-2.2.1.30	Malfunctions of the electric control transmission shall not apply the brakes contrary to the driver's intentions.			X	

Job number: A0001688	Type: RN	Date of issue: 31/03/2025
Internal procedure applied PTA01 and IST37	Manufacturer: Zoomlion Agriculture Machinery Co., Ltd.	Page: 1 of 8

II BRAKING TESTS AND PERFORMANCE

II-1 TEST CONDITION

II-1.1 Variant/version RN1304

II-1.1.1	Tractor conditions:	Unladen	Laden ⁽¹⁾
II-1.1.1.1	Tractor mass : (kg)	5100	6680
	- distribution of this mass among the axles		
	• axle 1 : (kg)	2300	2510
	• axle 1 : (kg)	2800	4170
II-1.1.1.2	Wheelbase : (mm)	2380	
II-1.1.1.3	Tyres:	Axle 1	Axle 2
	- dimensions : /	320/85R24	420/85R34
	- pressure : (kPa)	160	160
	- rolling radius : (mm)	540	738
II-1.1.2	Test surface	Good adhesion	
II-1.1.3	Environmental conditions:		
	- wind : (m/s)	0.1	
	- temperature (T) : (°C)	16	

⁽¹⁾ the vehicle shall be laden to its maximum permissible mass and with an unbraked axle loaded to its maximum permissible mass. For vehicles braking on all wheels, the front axle shall be laden to its maximum permissible mass.

Job number: A0001688	Type: RN	Date of issue: 31/03/2025
Internal procedure applied PTA01 and IST37	Manufacturer: Zoomlion Agriculture Machinery Co., Ltd.	Page: 2 of 8

II-2 TEST RESULTS

II-2.1 Type-0 test

II-2.1.1 Service braking system

II-2.1.1.1 Variant/version RN1304

II-2.1.1.1.1	Tractor mass	: (kg)	Unladen	Laden
II-2.1.1.1.2	Test speed [V ₀]	: (km/h)	39.63	39.84
II-2.1.1.1.3	Stopping distance			
	- verified [S _{0v}]	: (m)	9.5	10.3
	- required (maximum value)			
	<input type="checkbox"/> V _{max} ≤ 30 km/h [S _{0r} =0,15V ₀ +V ₀ ² /92]	: (m)		
	X V _{max} > 30 km/h [S _{0r} =0,15V ₀ +V ₀ ² /130]	: (m)	18.0	18.2
II-2.1.1.1.4	Mean deceleration			
	- verified [E _{0v}]	: (m/s ²)	6.75	6.41
	- required (minimum value) [E _{0r}]			
	<input type="checkbox"/> V _{max} ≤ 30 km/h	: (m/s ²)		
	X V _{max} > 30 km/h	: (m/s ²)		5
II-2.1.1.1.5	Control force			
	- verified [F _{0v}]	: (N)	491	466
	- required (maximum value) [F _{0r}]			
	X foot operated control device	: (N)		600
	hand operated control device	: (N)		
II-2.1.1.1.6	Behaviour	: /		Checked and stabilized

[]

Job number: A0001688	Type: RN	Date of issue: 31/03/2025
Internal procedure applied PTA01 and IST37	Manufacturer: Zoomlion Agriculture Machinery Co., Ltd.	Page: 3 of 8

II-2.1.2 Secondary braking system

II-2.1.2.1 Variant/version RN1304

II-2.1.2.1.1	Tractor mass:	Unladen	Laden
II-2.1.2.1.2	Test speed [V ₀] : (km/h)	39.77	39.83
II-2.1.2.1.3	Stopping distance		
	- verified [S _{0v}] : (m)	17.3	17.6
	- required (maximum value)		
	<input type="checkbox"/> Vmax ≤ 30 km/h [S _{0r} =0,15V ₀ +V ₀ ² /39] : (m)		
	<input checked="" type="checkbox"/> Vmax > 30 km/h [S _{0r} =0,15V ₀ +V ₀ ² /57] : (m)	33.7	33.8
II-2.1.2.1.4	Mean deceleration		
	- verified [E _{0v}] : (m/s ²)	3.9	4.1
	- required (minimum value) [E _{0r}]		
	<input type="checkbox"/> Vmax ≤ 30 km/h : (m/s ²)		
	<input checked="" type="checkbox"/> Vmax > 30 km/h : (m/s ²)	2.2	
II-2.1.2.1.5	Control force		
	- verified [F _{0v}] : (N)	273	286
	- required (maximum value) [F _{0r}]		
	<input type="checkbox"/> foot operated control device : (N)		
	<input checked="" type="checkbox"/> hand operated control device : (N)	400	

Job number: A0001688	Type: RN	Date of issue:	31/03/2025
Internal procedure applied PTA01 and IST37	Manufacturer: Zoomlion Agriculture Machinery Co., Ltd.	Page:	4 of 8

II-2.1.3 Residual performance of the service braking system (ref. pt. I-2.2.1.12.1) (Not applicable)

II-2.1.3.1	Check of pressures			
	- energy storage ⁽¹⁾			
	• initial [p _i = cut-in pressure] : (kPa)			NA
	• alarm device calibration [p _s] : (kPa)			NA
	- brakes			
	• initial : (kPa)			NA
	• at 5 th actuation from P _s [p _s] : (kPa)			NA
II-2.1.3.2	Tractor mass:		Unladen	Laden
II-2.1.3.3	Test speed [V ₀] : (km/h)			
II-2.1.3.4	Stopping distance			
	- verified [S _{0v}] : (m)			
	- required (maximum value)			
	<input type="checkbox"/> Vmax ≤ 30 km/h [S _{0r} =0,15V ₀ +V ₀ ² /39] : (m)			
	<input type="checkbox"/> Vmax > 30 km/h [S _{0r} =0,15V ₀ +V ₀ ² /57] : (m)			
II-2.1.3.5	Mean deceleration			
	- verified [E _{0v}] : (m/s ²)			
	- required (minimum value) [E _{0r}]			
	<input type="checkbox"/> Vmax ≤ 30 km/h : (m/s ²)			
	<input type="checkbox"/> Vmax > 30 km/h : (m/s ²)			
II-2.1.3.6	Control force			
	- verified [F _{0v}] : (N)			
	- required (maximum value) [F _{0r}]			
	<input type="checkbox"/> foot operated control device : (N)			
	<input type="checkbox"/> hand operated control device : (N)			

⁽¹⁾ Energy storage device shall not be fed; the energy storage devices for auxiliary equipment shall be isolated.

Inspection Report

Regulation (EU) 2015/68
no. ZOA-RN-2015_68-00
ANNEX II

Job number: A0001688	Type: RN	Date of issue: 31/03/2025
Internal procedure applied PTA01 and IST37	Manufacturer: Zoomlion Agriculture Machinery Co., Ltd.	Page: 5 of 8

II-2.1.4 Service braking minimum combination performance (tractor authorized to tow an unbraked vehicle)
(ref. pt. 3.1.1.2, Annex II to EU Regulation)

II-2.1.4.1 Variant/version RN1304

		PM_laden	PM_unladen	PM_par_laden
II-2.1.4.1.1	Tractor mass [P _M] : (kg)	6680	5100	/
II-2.1.4.1.2	Part of the maximum mass borne by axle of a towed vehicle declared by the manufacturer [P _R] : (kg)	2500	2500	/
II-2.1.4.1.3	Deceleration of the tractor alone during Type-0 test [d _M] : (m/s ²)	6.41	6.75	
II-2.1.4.1.4	Deceleration of combination			
	- calculated $\left[d_{M+R} = d_M \cdot \frac{P_M}{P_M + P_R} \right]$: (m/s ²)	4.66	4.53	
	- required (minimum value)			
	<input type="checkbox"/> V _{MAX} ≤ 30 km/h : (m/s ²)			
	<input checked="" type="checkbox"/> V _{MAX} > 30 km/h : (m/s ²)		4.5	

[]

Job number: A0001688	Type: RN	Date of issue: 31/03/2025
Internal procedure applied PTA01 and IST37	Manufacturer: Zoomlion Agriculture Machinery Co., Ltd.	Page: 6 of 8

II-2.2 Type-I test

II-2.2.1 Service braking system

II-2.2.1.1 Variant/version RN1304

II-2.2.1.1.1	Heating method		
II-2.2.1.1.1.1	Tractor mass:		LADEN
II-2.2.1.1.1.2	Initial speed [$V_1 = 80\% V_{MAX}$]	: (km/h)	32.0
II-2.2.1.1.1.3	Speed at end of braking [$V_2 = 0,05 V_1$]	: (km/h)	1.6
II-2.2.1.1.1.4	Duration of the braking cycle [Δt]	: (s)	60
II-2.2.1.1.1.5	Number of brake applications [n]	: /	18
II-2.2.1.1.1.6	Mean deceleration at each brake	: (m/s^2)	4.36
II-2.2.1.1.2	Hot performance		
II-2.2.1.1.2.1	Test speed [V_i]	: (km/h)	39.87
II-2.2.1.1.2.2	Stopping distance		
	- verified [S_{IV}]	: (m)	11.9
	- required (maximum value) [$S_{Ir1} = S_{0r}/0,80$]	: (m)	22.76
	[$S_{Ir2} = S_{0v}/0,60$]	: (m)	17.17
II-2.2.1.1.2.3	Mean deceleration		
	- verified [E_{IV}]	: (m/s^2)	4.80
	- required (minimum value) [$E_{Ir1} = E_{0r} \cdot 0,80$]	: (m/s^2)	4.0
	[$E_{Ir2} = E_{0v} \cdot 0,60$]	: (m/s^2)	3.8
II-2.2.1.1.2.4	Control force		
	- verified [F_{IV}]	: (N)	441
	- required (maximum value) [F_{Ir}]		
	<input checked="" type="checkbox"/> foot operated control device	: (N)	600
	<input type="checkbox"/> hand operated control device	: (N)	

Job number: A0001688	Type: RN	Date of issue: 31/03/2025
Internal procedure applied PTA01 and IST37	Manufacturer: Zoomlion Agriculture Machinery Co., Ltd.	Page: 7 of 8

II-2.3 Parking brake test

II-2.3.1 Hot performance⁽¹⁾

II-2.3.1.1	Tractor mass	: (kg)	6680
II-2.3.1.2	Towed vehicle mass ⁽²⁾	: (kg)	5000
II-2.3.1.3	Brake temperature		
	- verified	: (°C)	61
	- required (minimum value)		
	<input type="checkbox"/> disc or drum brakes	: (°C)	
	<input checked="" type="checkbox"/> oil immersed brakes	: (°C)	55
II-2.3.1.4	Performance of the tractor alone		
	- verified	: (%)	20
	- required (minimum value)	: (%)	18
	Performance of the combination of vehicles		
	- verified	: (%)	15
	- required (minimum value)	: (%)	12

⁽¹⁾ The test can be omitted if the parking brake system acts purely on braking surfaces not used during service braking.

⁽²⁾ The mass is the maximum mass allowed by the manufacturer for the unbraked or inertia-braked towed vehicle.

In the case of a towed vehicle with hydraulic or compressed-air braking system, even with the tractor engine not rotating, the requirement is fulfilled when the activation of a single control device by the driver, from his driving seat, has applied the tractor parking braking system and the towed vehicle service braking system or only the tractor parking braking system

☐ Y ☒ N

Job number: A0001688	Type: RN	Date of issue: 31/03/2025
Internal procedure applied PTA01 and IST37	Manufacturer: Zoomlion Agriculture Machinery Co., Ltd.	Page: 8 of 8

II-2.3.2 Cold performance

II-2.3.2.1 Variant/version RN1304

II-2.3.2.1.1	Tractor mass	: (kg)	6680
II-2.3.2.1.2	Towed vehicle mass ⁽²⁾	: (kg)	5000
II-2.3.2.1.3	Brake temperature		
	- verified	: (°C)	23
	- required [T+10]	: (°C)	26
II-2.3.2.1.4	Performance of the tractor alone		
	- verified ⁽³⁾	: (%)	20
	- required (minimum value)	: (%)	18
	Performance of the combination of vehicles		
	- verified ⁽³⁾	: (%)	15
	- required (minimum value)	: (%)	12

⁽²⁾ The mass is the maximum mass allowed by the manufacturer for the unbraked or inertia-braked towed vehicle.

In the case of a towed vehicle with hydraulic or compressed-air braking system, even with the tractor engine not rotating, the requirement is fulfilled when the activation of a single control device by the driver, from his driving seat, has applied the tractor parking braking system and the towed vehicle service braking system or only the tractor parking braking system

☐ Y ☐ N

⁽³⁾ Simulated with dynamometer.

II-2.3.3 Type-0 test (ref. pt. 2.2.2.2, Annex II to EU Regulation) (Not applicable)

II-2.3.3.1	Tractor mass:		LADEN
II-2.3.3.2	Test speed	: (km/h)	
II-2.3.3.3	Mean deceleration [E _{0r}]		
	- verified	: (m/s ²)	
	- required (minimum value) [E _{0r}]	: (m/s ²)	
II-2.3.3.4	Control force		
	- verified [F _{0v}]	: (N)	
	- required (maximum value) [F _{0r}]		
	<input type="checkbox"/> foot operated control device	: (N)	
	<input type="checkbox"/> hand operated control device	: (N)	

Remarks:

Job number: A0001688	Type: RN	Date of issue: 31/03/2025
Internal procedure applied PTA01 and IST37	Manufacturer: Zoomlion Agriculture Machinery Co., Ltd.	Page: 1 of 3

II.Ap1 DISTRIBUTION OF BRAKING AMONG THE AXLES AND COMPATIBILITY BETWEEN TRACTOR AND TOWED VEHICLES

II.Ap1-1 TEST CONDITIONS

II.Ap1-1.1 Variant/version RN1304

II.Ap1-1.1.1	Tractor conditions	Unladen	Laden
II.Ap1-1.1.1.1	Tractor mass : (kg)	5100	6680
	- distribution of this mass among the axles		
	• axle 1 : (kg)	2300	2510
	• axle 2 : (kg)	2800	4170
II.Ap1-1.1.1.2	Wheelbase : (mm)	2858	
II.Ap1-1.1.1.3	Tyres	Axle 1	Axle 2
	- dimension : /	320/85R24	420/85R34
	- pressure (kPa) : (kPa)	160	160
	- rolling radius (mm) : (mm)	540	738
II.Ap1-1.1.2	Test surface:	Good adhesion	
II.Ap1-1.1.3	Environmental conditions		
	- wind: : (m/s)	0.1	
	- temperature (T): : (°C)	16	

Job number: A0001688	Type: RN	Date of issue: 31/03/2025
Internal procedure applied PTA01 and IST37	Manufacturer: Zoomlion Agriculture Machinery Co., Ltd.	Page: 2 of 3

II.Ap1-2 CHECKS AND TESTS

	Requirement	C	NC	NA	Remarks
II.Ap1-2.1	General requirements				
II.Ap1-2.1.1.1	Vehicles of category Ta with a max design speed > 30 km/h shall fulfil the compatibility requirements associated with diagram shown in pt. II.Ap1-3.1.6.1	<input checked="" type="checkbox"/>			
II.Ap1-2.1.1.3	Vehicles equipped with anti-lock braking system shall fulfil the following requirements:				
	- laden compatibility requirements associated with diagram shown in pt. II.Ap1-3.1.6.1			<input checked="" type="checkbox"/>	
	- for all load conditions, a braking rate shall be developed between a pressure of 20 kPa and 100 kPa (pneumatic braking systems) and 350 to 1800 kPa (hydraulic braking systems) or the equivalent digital demand value at the coupling head of the control line(s);			<input checked="" type="checkbox"/>	
II.Ap1-2.1.3	Validation of the development of braking force				
	a) laden vehicles				
	at least one axle shall commence to develop a braking force when the pressure at the coupling head is within the pressure range 20 to 100 kPa (pneumatic braking systems) and 350 to 1 800 kPa (hydraulic braking systems) respectively or equivalent digital demand value.	<input checked="" type="checkbox"/>			
	At least one axle of every other axle group shall commence to develop a braking force when the coupling head is at a pressure ≤ 120 kPa (pneumatic braking systems) and 2 100 kPa (hydraulic braking systems) respectively or equivalent digital demand value.	<input checked="" type="checkbox"/>			
	b) unladen vehicles				
	at least one axle shall commence to develop a braking force when the pressure at the coupling head is within the pressure range 20 to 100 kPa (pneumatic braking systems) and 350 to 1 800 kPa (hydraulic braking systems) respectively or equivalent digital demand value.	<input checked="" type="checkbox"/>			

Job number: A0001688	Type: RN	Date of issue: 31/03/2025
Internal procedure applied PTA01 and IST37	Manufacturer: Zoomlion Agriculture Machinery Co., Ltd.	Page: 3 of 3

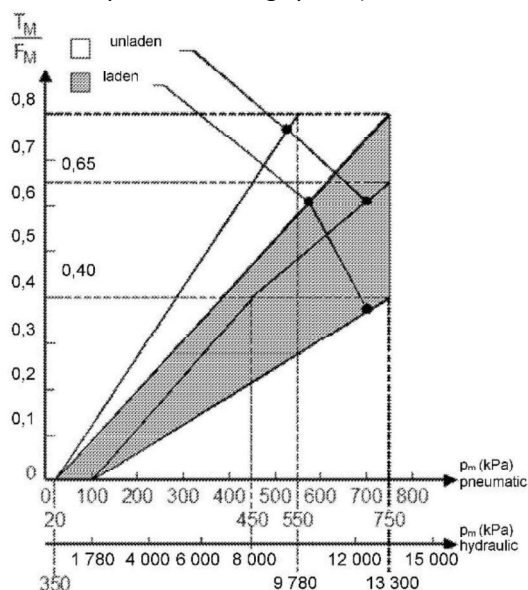
Requirement

C NC NA Remarks

II.Ap1-3.1.6 Tractors authorized to draw towed vehicles

II.Ap1-3.1.6.1 The permissible relationship between the braking rate T_M / F_M and the pressure p_m shall lie within the areas shown on diagram below for all pressures between 20 and 750 kPa (in the case of compressed air braking system) and 350 and 13 300 kPa (in the case of hydraulic braking system).

X		
---	--	--



C = complying; NC = not complying; NA = not applicable

Job number: A0001688	Type: RN	Date of issue: 31/03/2025
Internal procedure applied PTA01 and IST37	Manufacturer: Zoomlion Agriculture Machinery Co., Ltd.	Page: 1 of 7

Subject:	Steering
EU Regulatory act:	2015/208, Annex V – 2020/540
Inspector:	Yueguang Ren
Inspection site:	COTTEC (China Official Tractor Test and Evaluation Center) Luoyang, Henan, P.R. China
Date of inspection:	09/03/2025

0. GENERAL INFORMATION CONCERNING VEHICLES

0.1.	Make(s) (trade name of the manufacturer):	ZOOMLION	
0.2.	Type:	RN	
0.2.1	Variants/Versions:	Variants:	Versions:
		RN904	
		RN1304	
0.3	Category, subcategory and speed index of vehicle:	T1a	
0.4	Company name and address of manufacturer:	Zoomlion Agriculture Machinery Co., Ltd. No. 16, E'xi Road, Sanshan Economic Development Zone, Wuhu City, Anhui 241080, P.R. China	
0.4.1	Name(s) and address(es) of assembly plant(s):	Henan Zoomlion Intelligent Agriculture Machinery Co., Ltd. 98# Songcheng Road, Kaifeng District, Henan Pilot Free Trade Zone, Henan Province 471000, P.R. China	
0.4.2	Name and address of manufacturer's authorised representative:	Zoomlion Europe GmbH Lohrgraben 2, 55444, Waldlaubersheim / Germany	

1. INFORMATION CONCERNING THE VEHICLE SUBMITTED FOR TESTS

Type	Variant	Version	VIN ⁽¹⁾
RN	RN1304	/	ZLARN130PS0000202

⁽¹⁾ This code has the only purpose to identify the vehicle submitted for tests

2. PRELIMINARY REMARKS

The vehicle submitted for tests conforms to the information document no. ZOOMLION RN-167-00 dated 25/03/2025 provided by manufacturer. The tested vehicle is representative of the type to be approved.

Job number: A0001688	Type: RN	Date of issue: 31/03/2025
Internal procedure applied PTA01 and IST37	Manufacturer: Zoomlion Agriculture Machinery Co., Ltd.	Page: 2 of 7

3. INFORMATION RELEVANT FOR THE CONDUCT AND THE EVALUATION OF TESTS (DECLARED BY THE MANUFACTURER AND VERIFIED)

3.0.	Variant/version:	RN1304
3.1.	Masses and dimensions	
3.1.1	Laden mass : (kg)	6680
	- distribution of this mass between axles	
	• axle 1: : (kg)	2510
	• axle 2: : (kg)	4170
3.2.	Steering equipment	
3.2.1	Steering control:	Hydraulic power assistant steering
3.2.2	Steering gear:	mechanical/hydraulic/pneumatic/electric/combined
	- pipe work:	Y <input type="checkbox"/> N <input checked="" type="checkbox"/>
	• minimum bursting pressure : (MPa)	86
	- servocontrol:	Y <input checked="" type="checkbox"/> N <input type="checkbox"/>
	• make:	
	• type:	
3.2.3	Steered wheels:	Front axle
3.2.4	Special equipment:	Y <input type="checkbox"/> N <input checked="" type="checkbox"/>
	- maximum operating pressure : (MPa)	20
	- over-pressure valve calibration : (MPa)	16
3.2.5	Special additional device:	Y <input type="checkbox"/> N <input checked="" type="checkbox"/>
3.2.6	Category:	
	- manual steering equipment:	<input type="checkbox"/>
	- assisted steering equipment:	X <input type="checkbox"/>
	- servo-steering equipment:	<input type="checkbox"/>

4. CHECKS AND TESTS

4-V CHECKS OF REQUIREMENTS ABOUT CONSTRUCTION, FITTING AND INSPECTION

4-V-3.1 CHECKS OF REQUIREMENTS FOR STEERING CONTROL

	Requirement	C	NC	NA	Remarks
4-V-3.1.1	The steering equipment must be easy to use and grip. It must be designed in such a way as to permit gradual deflection. The direction of movement of the steering control must correspond to the desired change in the direction of the vehicle	X <input type="checkbox"/>	<input type="checkbox"/>	<input type="checkbox"/>	
4-V-3.1.2	The steering effort required to achieve a turning circle of 12 m radius, starting from the straight ahead position, must not exceed 25 daN	X <input type="checkbox"/>	<input type="checkbox"/>	<input type="checkbox"/>	see pt. 4.2.2
	The duration of the manoeuvre must not exceed 5 sec.	X <input type="checkbox"/>	<input type="checkbox"/>	<input type="checkbox"/>	
	In the case of assisted steering equipment that is not connected to other equipment, if the auxiliary power supply fails, the steering effort required must not exceed 60 daN	X <input type="checkbox"/>	<input type="checkbox"/>	<input type="checkbox"/>	see pt. 4.2.3
	The duration of the manoeuvre must not exceed 8 sec	X <input type="checkbox"/>	<input type="checkbox"/>	<input type="checkbox"/>	

Job number: A0001688	Type: RN	Date of issue: 31/03/2025
Internal procedure applied PTA01 and IST37	Manufacturer: Zoomlion Agriculture Machinery Co., Ltd.	Page: 3 of 7

4-V-3.2 CHECKS OF REQUIREMENTS FOR STEERING GEAR

Requirement	C	NC	NA	Remarks
4-V-3.2.1 The steering equipment may not include either electrical or wholly pneumatic steering gear	<input checked="" type="checkbox"/>	<input type="checkbox"/>	<input type="checkbox"/>	
4-V-3.2.2 The steering gear must be so designed as to meet any operational requirements. It must be easily accessible for maintenance and inspection	<input checked="" type="checkbox"/>	<input type="checkbox"/>	<input type="checkbox"/>	
4-V-3.2.3 In case of steering gear which is not wholly hydraulic, it must be possible to drive the vehicle in the event of failure of the hydraulic or pneumatic components of the steering gear	<input type="checkbox"/>	<input type="checkbox"/>	<input checked="" type="checkbox"/>	
4-V-3.2.4 Steering gear which is operated purely hydraulically and the relevant equipment must meet following requirements:				
4-V-3.2.4.1 the whole or part of the circuit must be protected against excess pressure by one or more pressure limitation devices;	<input checked="" type="checkbox"/>	<input type="checkbox"/>	<input type="checkbox"/>	
4-V-3.2.4.2 the pressure limitation devices must be set so as not to exceed the maximum operating pressure;	<input checked="" type="checkbox"/>	<input type="checkbox"/>	<input type="checkbox"/>	
4-V-3.2.4.3 the pipe work must be such that the pipes withstand 4 times the pressure permitted by pressure limitation devices	<input checked="" type="checkbox"/>	<input type="checkbox"/>	<input type="checkbox"/>	
the pipe work must be protected in places and arranged in such a way that the risks of damage are reduced to a minimum	<input checked="" type="checkbox"/>	<input type="checkbox"/>	<input type="checkbox"/>	

4-V-3.3 CHECKS OF REQUIREMENTS FOR STEERED WHEELS

Requirement	C	NC	NA	Remarks
4-V-3.3.1 All the wheels may be steered wheels	<input checked="" type="checkbox"/>	<input type="checkbox"/>	<input type="checkbox"/>	Front axle wheels are the steered wheel.

4-V-3.4 CHECKS OF REQUIREMENTS FOR SPECIAL EQUIPMENT

Requirement	C	NC	NA	Remarks
4-V-3.4.1 Special equipment shall be acceptable in following circumstances:				
4-V-3.4.1.1 if the vehicle is equipped with assisted steering equipment:				
if it does not have its own source of power, the steering equipment must be fitted with a power reservoir or with a self-contained device providing power supply to the steering equipment with priority over the other systems which are linked to the common energy source.	<input checked="" type="checkbox"/>	<input type="checkbox"/>	<input type="checkbox"/>	

Job number: A0001688	Type: RN	Date of issue: 31/03/2025
Internal procedure applied PTA01 and IST37	Manufacturer: Zoomlion Agriculture Machinery Co., Ltd.	Page: 4 of 7

Requirement

	C	NC	NA	Remarks
If there is an hydraulic connection between the hydraulic steering equipment and the hydraulic braking equipment, and if both are supplied from the same energy source, the force required to activate the steering equipment shall not exceed 40 daN if either of the systems should fail	<input checked="" type="checkbox"/>	<input type="checkbox"/>	<input type="checkbox"/>	
If the source of power is compressed air, the air reservoir must be protected by a non-return valve.	<input type="checkbox"/>	<input type="checkbox"/>	<input checked="" type="checkbox"/>	
When the steering power is normally provided solely by special equipment, in case of failure of these special equipment a visual or acoustic signal must give warning of such failure when the steering effort exceeds 25 daN	<input type="checkbox"/>	<input type="checkbox"/>	<input checked="" type="checkbox"/>	
4-V-3.4.1.2 if the vehicle is fitted with servo-steering equipment: provided that such equipment has a wholly hydraulic steering gear, it must be possible, should the special device or motor fail, to steer using a special additional device	<input type="checkbox"/>	<input type="checkbox"/>	<input checked="" type="checkbox"/>	
The special additional device may be a compressed air or gas reservoir	<input type="checkbox"/>	<input type="checkbox"/>	<input checked="" type="checkbox"/>	
An oil pump or compressor may be used as the special additional device if that device is worked by the rotation of the vehicle wheels and cannot be disconnected from them	<input type="checkbox"/>	<input type="checkbox"/>	<input checked="" type="checkbox"/>	
In the event of failure of the special equipment, a visual or acoustic signal must give warning of such failure	<input type="checkbox"/>	<input type="checkbox"/>	<input checked="" type="checkbox"/>	
4-V-3.4.1.2.1 If the special device is pneumatic it must be fitted with a compressed air reservoir protected by a non-return valve. The capacity of the compressed air reservoir must be calculated so that at least 7 complete turns (from lock to lock) are possible before the reservoir pressure falls to half its operating pressure; the test must be carried out with the steered wheels off the ground	<input type="checkbox"/>	<input type="checkbox"/>	<input checked="" type="checkbox"/>	

C = complying; NC = not complying; NA = not applicable

Job number: A0001688	Type: RN	Date of issue: 31/03/2025
Internal procedure applied PTA01 and IST37	Manufacturer: Zoomlion Agriculture Machinery Co., Ltd.	Page: 5 of 7

4.1. TEST CONDITIONS

4.1.1. Variant/version RN1304

4.1.1.1	Tractor conditions		
4.1.1.1.1	Laden mass	: (kg)	6680
	- distribution of this mass between axles		
		: (kg)	
4.1.1.1.2	Tyres		
	- dimensions	: /	
	- pressure	: (kPa)	
4.1.1.1.3	Servocontrol		
	- make	: /	
	- type	: /	
4.1.1.2	Test surface		
	- slope	: (%)	0
	- condition	: /	Good adhesion

Job number: A0001688	Type: RN	Date of issue: 31/03/2025
Internal procedure applied PTA01 and IST37	Manufacturer: Zoomlion Agriculture Machinery Co., Ltd.	Page: 6 of 7

4.2. TEST RESULTS

4.2.1. Variant/version RN1304

4.2.1.1	Test procedure:	Tractor makes a spiral movement at a speed of 10 kilometres per hour, starting from the straight ahead position, on a dry, flat road surface offering good tyre adhesion. One manoeuvre is made to the left and one to the right. For emergency condition, cut-off the supply of steering pump.		
4.2.1.2	Test in operating conditions			
4.2.1.2.1	Measurements	Rightwards	Leftwards	Limit values
	- torque : (Nm)	0.8	0.8	/
	- steering effort : (N)	2.3	2.0	250
	- manoeuvre duration : (s)	1.5	1.4	5
4.2.1.3	Test in emergency conditions			
4.2.1.3.1	Measurements	Rightwards	Leftwards	Limit values
	- torque : (Nm)	92.8	90.4	/
	- steering effort : (N)	244	238	600
	- manoeuvre duration : (s)	6.0	6.1	8

||

Job number: A0001688	Type: RN	Date of issue: 31/03/2025
Internal procedure applied PTA01 and IST37	Manufacturer: Zoomlion Agriculture Machinery Co., Ltd.	Page: 7 of 7

5. MEASURING INSTRUMENTS

Instrument	Make	Type	Remarks
Dynamometric steering wheel	Henan University of Science and Technology, China	HCZ-1	Calibration expired on 05/04/2025

6. REMARKS

(report remarks, irregularity, non compliance items)

7. CONCLUSIONS

On the basis of checks carried out and of what stated in the information folder provided by the manufacturer, it is hereby certified that the vehicle(s) referred to in pt. 0.2. meet(s) the requirements of (EU) Regulation 2015/208, Annex V as last amended by (EU) Regulation 2020/540.

31/03/2025
Date of issue


Yueguang Ren
Inspector


Fabrizio Comi
Technical Responsible

Job number: A0001688	Type: RN	Date of issue: 31/03/2025
Internal procedure applied PTA01 and IST37	Manufacturer: Zoomlion Agriculture Machinery Co., Ltd.	Page: 1 of 4

Subject:	Speedometer
EU Regulatory act:	2015/208, Annex VI – 2020/540
Inspector:	Yueguang Ren
Inspection site:	COTTEC (China Official Tractor Test and Evaluation Center) Luoyang, Henan, P.R. China
Date of inspection:	07/03/2025

0. GENERAL INFORMATION CONCERNING VEHICLES

0.1.	Make(s) (trade name of the manufacturer):	ZOOMLION	
0.2.	Type:	RN	
0.2.1	Variants/Versions:	Variants:	Versions:
		RN904	
		RN1304	
0.3	Category, subcategory and speed index of vehicle:	T1a	
0.4	Company name and address of manufacturer:	Zoomlion Agriculture Machinery Co., Ltd. No. 16, E'xi Road, Sanshan Economic Development Zone, Wuhu City, Anhui 241080, P.R. China	
0.4.1	Name(s) and address(es) of assembly plant(s):	Henan Zoomlion Intelligent Agriculture Machinery Co., Ltd. 98# Songcheng Road, Kaifeng District, Henan Pilot Free Trade Zone, Henan Province 471000, P.R. China	
0.4.2	Name and address of manufacturer's authorised representative:	Zoomlion Europe GmbH Lohrgraben 2, 55444, Waldlaubersheim / Germany	

1. INFORMATION CONCERNING THE VEHICLE SUBMITTED FOR TESTS

Type	Variant	Version	VIN ⁽¹⁾
RN	RN904	/	ZLARN090AS0000001
RN	RN1304	/	ZLARN130PS0000202

⁽¹⁾ This code has the only purpose to identify the vehicle submitted for tests

2. PRELIMINARY REMARKS

The vehicle submitted for tests conforms to the information document no. ZOOMLION RN-167-00 dated 25/03/2025 provided by manufacturer. The tested vehicle is representative of the type to be approved.

Job number: A0001688	Type: RN	Date of issue: 31/03/2025
Internal procedure applied PTA01 and IST37	Manufacturer: Zoomlion Agriculture Machinery Co., Ltd.	Page: 2 of 4

3. INFORMATION RELEVANT FOR THE CONDUCT AND THE EVALUATION OF TESTS (DECLARED BY THE MANUFACTURER AND VERIFIED)

3.1	Masses		
3.1.1	Unladen mass	: (kg)	5100
	- distribution of this mass among the axles		
	• axle 1	: (kg)	2300
	• axle 2	: (kg)	2800
3.2	General powertrain characteristics		
3.2.1	Maximum design speed (Vmax)	: (km/h)	40
3.3	Wheels and tyres		
3.3.1	Tyres	Axle 1	Axle 2
	- dimensions	: /	320/85R24 420/85R34
	- pressure	: (kPa)	160 160
3.4	Speedometer		
3.4.1	Make:	Zhengzhou Howell Electronic Technology Co., Ltd.	
3.4.2	Type:	HWE-7C-ZL-04	
3.4.3	Acquisition method:	The vehicle speed sensor meters the rpm of the gearbox gear, converts it to the tire based on the drive ratio, and calculates the vehicle speed by combining the tire diameter.	

4-2. CHECK OF REQUIREMENTS

	Requirement	C	NC	NA	Remarks
4-2.1	All tractors with maximum design speed exceeding 30 km/h shall be equipped with a speedometer	<input checked="" type="checkbox"/>	<input type="checkbox"/>	<input type="checkbox"/>	
4-2.1.1	Tractors of the categories T4.1 and C4.1 with a maximum design speed not exceeding 30 km/h shall be equipped with a speedometer	<input type="checkbox"/>	<input type="checkbox"/>	<input checked="" type="checkbox"/>	
4-2.1.2	The speedometer display shall be situated in the driver's direct field of vision and shall be clearly legible both by day and by night. The range of speeds indicated shall be large enough to include the maximum speed given by the manufacturer for the type of vehicle.	<input checked="" type="checkbox"/>	<input type="checkbox"/>	<input type="checkbox"/>	
4-2.2	Where the speedometer has a scale, as distinct from a digital display, it shall be clearly legible.	<input type="checkbox"/>	<input type="checkbox"/>	<input checked="" type="checkbox"/>	
4-2.2.1	The graduations shall be of 1, 2, 5 or 10 km/h. The values of the speed shall be indicated on the dial as follows:	<input type="checkbox"/>	<input type="checkbox"/>	<input checked="" type="checkbox"/>	
4-2.2.1.1	when the highest value on the dial does not exceed 40 km/h, speed values shall be indicated at intervals not exceeding 10 km/h and graduations not exceeding 5 km/h;	<input type="checkbox"/>	<input type="checkbox"/>	<input checked="" type="checkbox"/>	
4-2.2.1.2	when the highest value on the dial exceeds 40 km/h, the speed values shall be indicated at intervals not exceeding 20 km/h and graduations not exceeding 5 km/h.	<input type="checkbox"/>	<input type="checkbox"/>	<input checked="" type="checkbox"/>	

Job number: A0001688	Type: RN	Date of issue: 31/03/2025
Internal procedure applied PTA01 and IST37	Manufacturer: Zoomlion Agriculture Machinery Co., Ltd.	Page: 3 of 4

	Requirement	C	NC	NA	Remarks
4-2.2.2	Member States in which vehicle speed is, at the date of entry into force of this Regulation, measured in miles per hour, shall be permitted to require speedometer equipment fitted to vehicles sold in their countries to be marked both in kilometres per hour and in miles per hour In the case of a speedometer manufactured for sale in any Member State where imperial units of measurement are used, the speedometer shall also be marked in mph (miles per hour); the graduations shall be of 1, 2, 5 or 10 mph. The values of the speed shall be indicated on the dial at intervals not exceeding 20 mph.	<input type="checkbox"/>	<input type="checkbox"/>	<input checked="" type="checkbox"/>	
4-2.2.3	The indicated speed value intervals need not be uniform.	<input type="checkbox"/>	<input type="checkbox"/>	<input checked="" type="checkbox"/>	

C = complying; NC = not complying; NA = not applicable

4-2.3 Check of speedometer accuracy

4-2.3.1 Test conditions

4-2.3.1.1	Tractor conditions		
4-2.3.1.1.1	Unladen mass : (kg)		5100
	- distribution of this mass between axles		
	• axle 1: : (kg)		2300
	• axle 2: : (kg)		2800
4-2.3.1.1.2	Tyres	Axle 1	Axle 2
	- dimensions : /	320/85R24	420/85R34
	- pressure : (kPa)	160	160

4-2.3.1.2	Ambient temperature		
4-2.3.1.2.1	Temperature at speedometer : (°C)		20
	- required: : (°C)		23±5

4-2.3.1.3	Test surface : /		Flat and dry
-----------	------------------	--	--------------

4-2.3.2 Test results

		RN904			RN1304		
4-2.3.2.1	Indicated speed [V ₁] : (km/h)	20.8	30.6	41.0	20.8	30.5	40.4
4-2.3.2.2	True speed [V ₂] : (km/h)	20.1	30.0	39.6	20.2	29.9	39.5
4-2.3.2.3	Difference [V ₁ - V ₂ ≥ 0] : /	0.7	0.6	0.4	0.6	0.6	0.9
4-2.3.2.4	Allowed difference [V ₁ - V ₂ ≤ V ₂ /10+4] : /	6.01	7.00	7.96	6.02	6.99	7.95

Inspection Report

Regulation (EU) 2015/68
no. ZOA-RN-2015_208-VI-00

Job number: A0001688	Type: RN	Date of issue: 31/03/2025
Internal procedure applied PTA01 and IST37	Manufacturer: Zoomlion Agriculture Machinery Co., Ltd.	Page: 4 of 4

5. MEASURING INSTRUMENTS

Instrument	Make	Type	Remarks
GPS vehicle test platform	RACELOGZIC, UK	VBOX3i	Calibration expired on 14/03/2025

6. REMARKS

(report remarks, irregularity, non compliance items)

/

7. CONCLUSIONS

On the base of checks carried out and of what stated in the information folder provided by the manufacturer, it is hereby certified that the vehicle(s) referred to in pt. 0.2. meet(s) the requirements of (EU) Regulation 2015/208, Annex VI as last amended by (EU) Regulation 2020/540.

31/03/2025
Date of issue

王球光 Ren

Yueguang Ren
Inspector

Fabrizio Comi

Fabrizio Comi
Technical Responsible

Job number: A0001688	Type: RN	Date of issue: 31/03/2025
Internal procedure applied PTA01 and IST37	Manufacturer: Zoomlion Agriculture Machinery Co., Ltd.	Page: 1 of 4

Subject:	Field of vision and windscreen wipers
EU Regulatory act:	2015/208, Annex VII – 2020/540
Inspector:	Yueguang Ren
Inspection site:	COTTEC (China Official Tractor Test and Evaluation Center) Luoyang, Henan, P.R. China
Date of inspection:	19/03/2025

0. GENERAL INFORMATION CONCERNING VEHICLES

0.1.	Make(s) (trade name of the manufacturer):	ZOOMLION	
0.2.	Type:	RN	
0.2.1	Variants/Versions:	Variants:	Versions:
		RN904	
		RN1304	
0.3	Category, subcategory and speed index of vehicle:	T1a	
0.4	Company name and address of manufacturer:	Zoomlion Agriculture Machinery Co., Ltd. No. 16, E'xi Road, Sanshan Economic Development Zone, Wuhu City, Anhui 241080, P.R. China	
0.4.1	Name(s) and address(es) of assembly plant(s):	Henan Zoomlion Intelligent Agriculture Machinery Co., Ltd. 98# Songcheng Road, Kaifeng District, Henan Pilot Free Trade Zone, Henan Province 471000, P.R. China	
0.4.2	Name and address of manufacturer's authorised representative:	Zoomlion Europe GmbH Lohrgraben 2, 55444, Waldlaubersheim / Germany	

1. INFORMATION CONCERNING THE VEHICLE SUBMITTED FOR TESTS

Type	Variant	Version	VIN ⁽¹⁾
RN	RN1304	/	ZLARN130PS0000202

⁽¹⁾ This code has the only purpose to identify the vehicle submitted for tests

2. PRELIMINARY REMARKS

The vehicle submitted for tests conforms to the information document no. ZOOMLION RN-167-00 dated 25/03/2025 provided by manufacturer. The tested vehicle is representative of the type to be approved.

Job number: A0001688	Type: RN	Date of issue: 31/03/2025
Internal procedure applied PTA01 and IST37	Manufacturer: Zoomlion Agriculture Machinery Co., Ltd.	Page: 2 of 4

3. INFORMATION RELEVANT FOR THE CONDUCT AND THE EVALUATION OF TESTS (DECLARED BY THE MANUFACTURER AND VERIFIED)

3.1	General powertrain characteristics					
3.1.1	Maximum design vehicle speed (V _{max})			:	(km/h)	40
3.2	Driver's seat					
3.2.1	Make:			GRAMMER		
3.2.2	Type:			MSG283-00-W2		
3.2.3	Longitudinal adjustment:			Y	±75	<input checked="" type="checkbox"/>
3.2.4	Vertical adjustment:			Y	±30	<input checked="" type="checkbox"/>
3.2.5	Suspension:			Y	±30	<input checked="" type="checkbox"/>
3.2.6	Index point:			See drawing ZOOMLION RN-167-00-B25 of information document		
3.3	Devices for indirect vision					
3.3.1	Class:			II		
3.3.2	Type-approval:			E9*46R05/00*16981*00		
3.3.3	Number:			2		
3.3.4	Location:			Outside the cab		

4. CHECK OF REQUIREMENTS

4.1. Field of vision forward and the windscreen wipers

4.1.1 Check of general requirements (ISO 5721-1:2013)

Requirement

The driver on his seat can see a part of each front wheel or fender when in straight ahead position and at track width appropriate for the overall width of single tyres not exceeding 2,55 m

C NC NA Remarks

<input checked="" type="checkbox"/>	<input type="checkbox"/>	<input type="checkbox"/>	
-------------------------------------	--------------------------	--------------------------	--

4.1.2 Check of masking effects

Requirement

At the test of the field of vision, the method described under section 5.2 of ISO 5721-1:2013 was been used to determine the masking effects.

C NC NA Remarks

<input checked="" type="checkbox"/>	<input type="checkbox"/>	<input type="checkbox"/>	
-------------------------------------	--------------------------	--------------------------	--

4.1.2.1	Number of masking effects			
4.1.2.1.1	Total in the visibility semi-circle	:	/	2
	- allowed limit	:	/	6
4.1.2.1.2	Inside the sector of vision	:	/	0
	- allowed limit	:	/	2
4.1.2.1.3	Outside the sector of vision			
	- right side	:	/	1
	• allowed limit	:	/	2
	- left side	:	/	1
	• allowed limit	:	/	2

Job number: A0001688	Type: RN	Date of issue: 31/03/2025
Internal procedure applied PTA01 and IST37	Manufacturer: Zoomlion Agriculture Machinery Co., Ltd.	Page: 3 of 4

4.1.2.2	Length of masking effects		
4.1.2.2.1	Inside the sector of vision	: (mm)	No mask effect
	- allowed limit	: (mm)	700
4.1.2.2.2	Outside the sector of vision		
	- right side	: (mm)	1040
	• allowed limit	: (mm)	No more than 2 masks, one's length ≤ 700 , another ≤ 1500
	- left side	: (mm)	1350
	• allowed limit	: (mm)	No more than 2 masks, one's length ≤ 700 , another ≤ 1500

4.1.2.3	Distance among masking effects		
4.1.2.3.1	Inside the sector of vision	: (mm)	No mask effect
	- allowed limit	: (mm)	2200
4.1.2.3.2	Outside the sector of vision	: (mm)	11000
	- allowed limit	: (mm)	2200

1300

Remarks:

4.1.3 Check of windscreen wipers

Requirement

The tractor is equipped with one front windscreen wiper. The rate of operation of the windscreen wiper has a minimum of 20 cycles per minute and the swept area is in accordance with the requirements of the paragraph 5.1.4 of ISO 5721-1:2013

C NC NA Remarks

X		
---	--	--

4.2 Field of vision to the side and to the rear (ISO 5721-2:2014)

4.2.1 Check of general requirements

Requirement

The operator on his seat has an adequate field of vision, under normal road traffic and farm use of the tractor's usual specified highway use and work in field conditions

C NC NA Remarks

X		
---	--	--

Mirrors are attached in such a way that their movements and vibrations do not cause noticeable change of the measured field of vision as requested by ISO 5721-2:2014

X		
---	--	--

4.2.2 Check of field of vision laterally behind the vehicle

Meet the requirement of 5.1.2 of ISO 5721-2:2014

4.2.3 Check of vision beside the vehicle

Meet the requirement of 5.1.3 of ISO 5721-2:2014

Job number: A0001688	Type: RN	Date of issue: 31/03/2025
Internal procedure applied PTA01 and IST37	Manufacturer: Zoomlion Agriculture Machinery Co., Ltd.	Page: 4 of 4

5. MEASURING INSTRUMENTS

Instrument	Make	Type	Remarks
Steel measuring tap	Tuo niao, China	TN5019/(0 ~ 5) m	Calibration expired on 23/10/2025

6. REMARKS


(report remarks, irregularity, non compliance items)

7. CONCLUSIONS

On the base of checks carried out and of what stated in the information folder provided by the manufacturer, it is hereby certified that the vehicle(s) referred to in pt. 0.2. meet(s) the requirements of (EU) Regulation 2015/208, Annex VII as last amended by (EU) Regulation 2020/540.

31/03/2025

Date of issue



Yueguang Ren
Inspector



Fabrizio Comi
Technical Responsible

Inspection Report

Regulation (EU) 2015/208 Ann. VIII
no. ZOA-RN-2015_208-VIII-00

Job number: A0001688	Type: RN	Date of issue: 31/03/2025
Internal procedure applied PTA01 and IST37	Manufacturer: Zoomlion Agriculture Machinery Co., Ltd.	Page: 1 of 4

Subject:	Safety glazing (installation)
EU Regulatory act:	2015/208 Annex VIII – 2020/540
Inspector:	Yueguang Ren
Inspection site:	COTTEC (China Official Tractor Test and Evaluation Center) Luoyang, Henan, P.R. China
Inspection date:	10/03/2025

0. GENERAL INFORMATION CONCERNING VEHICLES

0.1.	Make(s) (trade name of the manufacturer):	ZOOMLION	
0.2.	Type:	RN	
0.2.1	Variants/Versions:	Variants:	Versions:
		RN904	
		RN1304	
0.3	Category, subcategory and speed index of vehicle:	T1a	
0.4	Company name and address of manufacturer:	Zoomlion Agriculture Machinery Co., Ltd. No. 16, E'xi Road, Sanshan Economic Development Zone, Wuhu City, Anhui 241080, P.R. China	
0.4.1	Name(s) and address(es) of assembly plant(s):	Henan Zoomlion Intelligent Agriculture Machinery Co., Ltd. 98# Songcheng Road, Kaifeng District, Henan Pilot Free Trade Zone, Henan Province 471000, P.R. China	
0.4.2	Name and address of manufacturer's authorised representative:	Zoomlion Europe GmbH Lohrgraben 2, 55444, Waldlaubersheim / Germany	

1. INFORMATION CONCERNING THE VEHICLE SUBMITTED FOR TESTS

Type	Variant	Version	VIN
RN	RN1304	/	ZLARN130PS0000202

2. PRELIMINARY REMARKS

The vehicle submitted for tests conforms to the information document no. ZOOMLION RN-167-00, dated 25/03/2025, provided by manufacturer. The tested vehicle is representative of the type to be approved.

Job number: A0001688	Type: RN	Date of issue: 31/03/2025
Internal procedure applied PTA01 and IST37	Manufacturer: Zoomlion Agriculture Machinery Co., Ltd.	Page: 2 of 4

3. INFORMATION RELEVANT FOR THE CONDUCT AND THE EVALUATION OF TESTS (DECLARED BY THE MANUFACTURER AND VERIFIED)

3.1.	Component type approval mark(s)	
3.1.1.	Windscreen	E32 43R-010106
3.1.2.	All other windows	E32 43R-010105

4. CHECKS OF REQUIREMENTS FOR GLAZING

	Requirement	C	NC	NA	Remarks
4-2.1.	Glazing of vehicles of category T shall comply with the requirements of UNECE Regulation No 43 as referenced in Annex I to this Regulation, except for Annex 21 to that UNECE Regulation.	X			
4-2.2.	Glazing of vehicles of category C shall comply with the same requirements set out for the corresponding vehicles within T category.			X	
4-2.3.	Safety glazing installation on vehicles of category T and C with a maximum design speed exceeding 60 km/h shall comply with the provisions for vehicles of category N in Annex 21 to UNECE Regulation No 43 as referenced in Annex I.			X	
4-2.4.	Safety glazing installation on vehicles of category T and C with a maximum design speed not exceeding 60 km/h.				
4-2.4.1.	Safety glazing shall be installed in a way to ensure a high level of safety for the occupants and, in particular, to provide the driver with a high degree of visibility in all use conditions, not only forwards but also rearwards and laterally.	X			
4-2.4.2.	Safety glazing shall be fitted in such a way that, despite the stresses to which the vehicle is submitted under normal operating conditions, it remains in position and continues to afford visibility and safety to the occupants of the vehicle	X			
4-2.4.3.	Safety glazing shall bear the appropriate component type-approval mark specified in paragraph 5.4. of UNECE Regulation No 43, as referenced in Annex I, followed, when required, by one of the additional symbols provided for in paragraph 5.5 of UNECE Regulation No 43 as referenced in Annex I.	X			

Job number: A0001688	Type: RN	Date of issue: 31/03/2025
Internal procedure applied PTA01 and IST37	Manufacturer: Zoomlion Agriculture Machinery Co., Ltd.	Page: 3 of 4

	<u>Requirement</u>	C	NC	NA	Remarks
4-2.4.4.	Safety glazing for windscreens				
4-2.4.4.1.	The regular light transmittance shall not be less than 70 %.	X			
4-2.4.4.2.	The windscreen shall be correctly fitted with reference to the driver's eye reference point.	X			
4-2.4.4.3.	Vehicles of categories T and C, with maximum design speed not exceeding 40 km/h, shall be fitted with one of the types of safety glazing material specified in Annex 4, Annex 5, Annex 6, Annex 8 or Annex 10 to UNECE Regulation No 43 as referenced in Annex I.	X			
4-2.4.4.4.	Vehicles of categories T and C, with maximum design speed exceeding 40 km/h, shall be fitted with one of the types of safety glazing material referred to in point 2.4.4.3 with the exception of Annex 5 to UNECE Regulation No 43 as referenced in Annex I.			X	
4-2.4.5.	Safety glazing other than windscreens				
4-2.4.5.1.	The safety glazing shall have a regular light transmittance of at least 70 %.	X			
4-2.4.5.2.	Plastic safety glazing material requisite for the driver's rearward vision shall bear a symbol A/L or B/L, as specified in paragraphs 5.5.5 and 5.5.7 of UNECE Regulation No 43 as referenced in Annex I, in addition to the component type-approval mark specified in point 2.4.3.			X	
4-2.4.5.3.	Safety glazing material not needed for the driver's rearward vision or driver's vision to the sides shall bear the symbol V specified in paragraph 5.5.2. of UNECE Regulation No 43 as referenced in Annex I, in addition to the component type-approval mark specified in point 2.4.3, if the light transmittance is below 70 %.			X	
4-2.4.5.4.	Plastic safety glazing material not needed for the driver's forward or rearward vision shall bear one of the symbols specified in paragraphs 5.5.5, 5.5.6 and 5.5.7 of UNECE Regulation No 43 as referenced in Annex I, in addition to the component type-approval mark specified in point 2.4.3.			X	
4-2.4.5.5.	In the case of plastic safety glazing, the provisions related to abrasion resistance referred to in point 2.4.5.2 do not apply to sunroofs and glazing located in the roof of a vehicle. No abrasion test/symbol is required.			X	

C = complying; NC = not complying; NA = not applicable

Job number: A0001688	Type: RN	Date of issue: 31/03/2025
Internal procedure applied PTA01 and IST37	Manufacturer: Zoomlion Agriculture Machinery Co., Ltd.	Page: 4 of 4

5. MEASURING INSTRUMENTS

Instrument	Make	Type	Remarks
/	/	/	/


6. REMARKS

(report remarks, irregularity, non-compliant items)


7. CONCLUSIONS

On the basis of checks carried out and of what stated in the information folder provided by the manufacturer, it is hereby certified that the vehicle(s) referred to in pt. 0.2. meet(s) the requirements of Regulation (EU) 2015/208 Ann. VIII.

31/03/2025
Date of issue



Yueguang Ren
Inspector



Fabrizio Comi
Technical Responsible

Job number: A0001688	Type: RN	Date of issue: 31/03/2025
Internal procedure applied PTA01 and IST37	Manufacturer: Zoomlion Agriculture Machinery Co., Ltd.	Page: 1 of 4

Subject:	Rear-view mirrors
EU Regulatory act:	2015/208, Annex IX – 2020/540
Inspector:	Yueguang Ren
Inspection site:	COTTEC (China Official Tractor Test and Evaluation Center) Luoyang, Henan, P.R. China
Date of inspection:	06/03/2025

0. GENERAL INFORMATION CONCERNING VEHICLES

0.1.	Make(s) (trade name of the manufacturer):	ZOOMLION	
0.2.	Type:	RN	
0.2.1	Variants/Versions:	Variants:	Versions:
		RN904	
		RN1304	
0.3	Category, subcategory and speed index of vehicle:	T1a	
0.4	Company name and address of manufacturer:	Zoomlion Agriculture Machinery Co., Ltd. No. 16, E'xi Road, Sanshan Economic Development Zone, Wuhu City, Anhui 241080, P.R. China	
0.4.1	Name(s) and address(es) of assembly plant(s):	Henan Zoomlion Intelligent Agriculture Machinery Co., Ltd. 98# Songcheng Road, Kaifeng District, Henan Pilot Free Trade Zone, Henan Province 471000, P.R. China	
0.4.2	Name and address of manufacturer's authorised representative:	Zoomlion Europe GmbH Lohrgraben 2, 55444, Waldlaubersheim / Germany	

1. INFORMATION CONCERNING THE VEHICLE SUBMITTED FOR TESTS

Type	Variant	Version	VIN ⁽¹⁾
RN	RN1304	/	ZLARN130PS0000202

⁽¹⁾ This code has the only purpose to identify the vehicle submitted for tests

2. PRELIMINARY REMARKS

The vehicle submitted for tests conforms to the information document no. ZOOMLION RN-167-00 dated 25/03/2025 provided by manufacturer. The tested vehicle is representative of the type to be approved.

Job number: A0001688	Type: RN	Date of issue: 31/03/2025
Internal procedure applied PTA01 and IST37	Manufacturer: Zoomlion Agriculture Machinery Co., Ltd.	Page: 2 of 4

3. INFORMATION RELEVANT FOR THE CONDUCT AND THE EVALUATION OF TESTS (DECLARED BY THE MANUFACTURER AND VERIFIED)

3.1	Driver's seat				
3.1.1	Make:	GRAMMER			
3.1.2	Type:	MSG283-00-W2			
3.1.3	Longitudinal adjustment:	Y	±75	N	
3.1.4	Vertical adjustment:	Y	±30	N	
3.1.5	Suspension:	Y	±30	N	
3.2	Rear-view mirrors				
3.2.1	Category	Number		Type-approval mark	
	I, interior	0		/	
	II, exterior	2		II E9 05 16981	

4. CHECK OF REQUIREMENTS

	Requirement	C	NC	NA	Remarks
4-1	Equipment requirements All tractors shall be equipped with two exterior rear-view mirrors and optionally with an interior rear-view mirror	<input checked="" type="checkbox"/>	<input type="checkbox"/>	<input type="checkbox"/>	
4-2	General				
4-2.1	Interior rear-view mirrors are grouped in class I. Exterior rear-view mirrors are grouped in class II. Tractors shall be fitted with two rear-view mirrors of class II and optionally with a rear-view mirror of class I, bearing the type-approval mark of UNECE R46	<input checked="" type="checkbox"/>	<input type="checkbox"/>	<input type="checkbox"/>	
4-2.2	Rear-view mirrors shall be fixed in such a way that they remain steady under normal driving conditions	<input checked="" type="checkbox"/>	<input type="checkbox"/>	<input type="checkbox"/>	
4-2.3	Vehicles equipped with a straddle seat and handlebars are required to comply with the requirements set out in UNECE R81, instead of the requirements set out in points 4-2.1 and 4-2.2 and points 4-3 to 4-6	<input type="checkbox"/>	<input type="checkbox"/>	<input checked="" type="checkbox"/>	
4-2.4	The additional mirrors and rear-view mirrors designed in order to monitor the implements while working in the fields are not necessarily open to component type-approval but shall be located in accordance with the setting requirements in points 4-3.1 to 4-3.5	<input checked="" type="checkbox"/>	<input type="checkbox"/>	<input type="checkbox"/>	
4-3	Position				
4-3.1	The exterior rear-view mirror of class II shall be so placed that the driver, when sitting on the driving seat in a normal driving position, has a clear view of the part of the road specified in point 4-5	<input checked="" type="checkbox"/>	<input type="checkbox"/>	<input type="checkbox"/>	
4-3.2	The exterior rear-view mirror must be visible through the portion of the windscreen that is swept by the windscreen wiper or through the side windows if the vehicle is fitted with them.	<input checked="" type="checkbox"/>	<input type="checkbox"/>	<input type="checkbox"/>	

Job number: A0001688	Type: RN	Date of issue: 31/03/2025
Internal procedure applied PTA01 and IST37	Manufacturer: Zoomlion Agriculture Machinery Co., Ltd.	Page: 3 of 4

	Requirement	C	NC	NA	Remarks
4-3.3	The external rear-view mirrors shall not protrude beyond the external bodywork of the tractor or the tractor-trailer combination more than is necessary to obtain the fields of vision specified in point 4-5.	<input checked="" type="checkbox"/>	<input type="checkbox"/>	<input type="checkbox"/>	
4-3.4	Where the bottom edge of an exterior rear-view mirror is less than 2 m above the ground when the tractor is laden, this rear-view mirror shall not project more than 0,20 m beyond the overall width of the tractor or tractor-trailer combination measured without rear-view mirrors.	<input checked="" type="checkbox"/>	<input type="checkbox"/>	<input type="checkbox"/>	
4-3.5	Subject to the requirements set out in points 4-3.3 and 4-3.4, rear-view mirrors may project beyond the tractor's permissible maximum width.	<input checked="" type="checkbox"/>	<input type="checkbox"/>	<input type="checkbox"/>	
4-4	Adjustment				
4-4.1	Any interior rear-view mirror must be adjustable by the driver from his driving position.	<input type="checkbox"/>	<input type="checkbox"/>	<input checked="" type="checkbox"/>	
4-4.2	The driver shall be able to adjust the exterior rear-view mirror without leaving the driving position. The mirror may, however, be locked into position from the outside.	<input checked="" type="checkbox"/>	<input type="checkbox"/>	<input type="checkbox"/>	Two exterior rear-view mirrors are locked into position from the outside.
4-4.3	The requirements set out in point 4-4.2 do not apply to exterior rear-view mirrors which, after being displaced, are returned automatically to their original position or can be restored to their original position without the use of tools	<input type="checkbox"/>	<input type="checkbox"/>	<input checked="" type="checkbox"/>	
4-5	Field of vision for rear view mirror of class II				
4-5.1	The field of vision of the left hand or right hand exterior rear-view mirror shall be such that the driver can see to the rear at least that level part of the road, as far as the horizon, which is to the left or to the right, respectively, of the plane parallel to the vertical longitudinal median plane and which passes through the leftmost or rightmost, respectively, point of the overall width of the tractor or tractor-trailer combination	<input type="checkbox"/>	<input type="checkbox"/>	<input checked="" type="checkbox"/>	
4-5.2	Manufacturers may choose whether to apply either the requirements set out in point 4-5.1 or the requirements of ISO 5721-2: 2014	<input checked="" type="checkbox"/>	<input type="checkbox"/>	<input type="checkbox"/>	Apply the requirements set out of ISO 5721-2:2014.

C = complying; NC = not complying; NA = not applicable

5. MEASURING INSTRUMENTS

Instrument	Make	Type	Remarks
Steel measuring tap	Tuo niao, China	TN5019/(0 ~ 5) m	Calibration expired on 23/10/2025

Inspection Report

Regulation (EU) 2015/208, Annex IX
no. ZOA-RN-2015_208-IX-00

Job number: A0001688	Type: RN	Date of issue: 31/03/2025
Internal procedure applied PTA01 and IST37	Manufacturer: Zoomlion Agriculture Machinery Co., Ltd.	Page: 4 of 4

6. REMARKS

(report remarks, irregularity, non compliance items)

7. CONCLUSIONS

On the basis of checks carried out and of what stated in the information folder provided by the manufacturer, it is hereby certified that the vehicle(s) referred to in pt. 0.2. meet(s) the requirements of (EU) Regulation 2015/208, Annex IX as last amended by (EU) Regulation 2020/540.

31/03/2025
Date of issue

王球光 Ren
Yueguang Ren
Inspector

Fabrizio Comi
Fabrizio Comi
Technical Responsible

Job number: A0001688	Type: RN	Date of issue: 31/03/2025
Internal procedure applied PTA01 and IST37	Manufacturer: Zoomlion Agriculture Machinery Co., Ltd.	Page: 1 of 18

Subject:	Lighting and light-signalling devices, vehicles cat. T, C (installation)
EU Regulatory act:	2015/208, Annex XII – 2020/540
Inspector:	Yueguang Ren
Inspection site:	COTTEC (China Official Tractor Test and Evaluation Center) Luoyang, Henan, P.R. China
Date of inspection:	06/03/2025

0. GENERAL INFORMATION CONCERNING VEHICLES

0.1.	Make(s) (trade name of the manufacturer):	ZOOMLION	
0.2.	Type:	RN	
0.2.1	Variants/Versions:	Variants:	Versions:
		RN904	
		RN1304	
0.3	Category, subcategory and speed index of vehicle:	T1a	
0.4	Company name and address of manufacturer:	Zoomlion Agriculture Machinery Co., Ltd. No. 16, E'xi Road, Sanshan Economic Development Zone, Wuhu City, Anhui 241080, P.R. China	
0.4.1	Name(s) and address(es) of assembly plant(s):	Henan Zoomlion Intelligent Agriculture Machinery Co., Ltd. 98# Songcheng Road, Kaifeng District, Henan Pilot Free Trade Zone, Henan Province 471000, P.R. China	
0.4.2	Name and address of manufacturer's authorised representative:	Zoomlion Europe GmbH Lohrgraben 2, 55444, Waldlaubersheim / Germany	

1. INFORMATION CONCERNING THE VEHICLE SUBMITTED FOR TESTS

Type	Variant	Version	VIN ⁽¹⁾
RN	RN1304	/	ZLARN130PS0000202

⁽¹⁾ This code has the only purpose to identify the vehicle submitted for tests

2. PRELIMINARY REMARKS

The vehicle submitted for tests conforms to the information document no. ZOOMLION RN-167-00 dated 25/03/2025 provided by manufacturer. The tested vehicle is representative of the type to be approved.

Job number: A0001688	Type: RN	Date of issue: 31/03/2025
Internal procedure applied PTA01 and IST37	Manufacturer: Zoomlion Agriculture Machinery Co., Ltd.	Page: 2 of 18

3. INFORMATION RELEVANT FOR THE CONDUCT AND THE EVALUATION OF TESTS (DECLARED BY THE MANUFACTURER AND VERIFIED)

3.1	Masses and dimensions	
3.1.1	Length for on-road use	
3.1.1.1	Maximum : (mm)	4730
3.1.1.2	Minimum : (mm)	4730
3.1.2	Width for on-road use	
3.1.2.1	Maximum : (mm)	2209
3.1.2.2	Minimum : (mm)	2209
3.2	Electrical system : (V)	12
3.3	Suspension	
3.3.1	Type:	hydraulic/pneumatic/mechanical/ none
3.3.2	Level adjustment:	Y <input type="checkbox"/> N <input type="checkbox"/>
3.4	Lighting and light-signalling devices	
	Main-beam headlamp	2
	Dipped-beam headlamp	2
	additional	0
	Direction-indicator lamp front:	2
	rear:	2
	Stop lamp	2
	Rear registration plate lamp	1
	Front position lamp	2
	Rear position lamp	2
	Rear retro-reflector, non-triangular	4

4. CHECKS AND TESTS

4.1	Test conditions	
4.1.1	Tractor conditions	
4.1.1.1	Unladen mass : (kg)	5100
4.1.1.2	Suspension or device for automatic leveling:	Not applicable
4.1.1.3	Test surface:	Flat, horizontal

Job number: A0001688	Type: RN	Date of issue: 31/03/2025
Internal procedure applied PTA01 and IST37	Manufacturer: Zoomlion Agriculture Machinery Co., Ltd.	Page: 3 of 18

4-5. CHECK OF GENERAL SPECIFICATIONS

The lighting and light-signalling devices meet the requirements set out in pt. 5 of Annex XII to reference Regulation. Here below only the significant items are recorded.

	Requirement	C	NC	NA	Remarks
4-5.1	Devices so fitted that under normal conditions of use they retain the characteristics prescribed by the regulation.	<input checked="" type="checkbox"/>	<input type="checkbox"/>	<input type="checkbox"/>	
4-5.2	Vehicles shall be fitted with the permanently connected socket outlet specified in ISO 1724:2003 and/or in ISO 1185:2003, when they have a connection for attaching trailed vehicles or mounted machines.	<input checked="" type="checkbox"/>	<input type="checkbox"/>	<input type="checkbox"/>	
	In addition, vehicles may be fitted with the supplementary connector according to ISO 3732:2003	<input type="checkbox"/>	<input type="checkbox"/>	<input checked="" type="checkbox"/>	
4-5.3	The illuminating main-beam headlamps, dipped-beam headlamps and front fog-lamps shall be so installed that correct adjustment of their orientation can easily be carried out	<input checked="" type="checkbox"/>	<input type="checkbox"/>	<input type="checkbox"/>	
4-5.4	Reference axis of the lamp parallel to the ground, perpendicular to the median longitudinal plane of the vehicle, in the case of side retro-reflectors and side-marker lamps, and parallel to that plane in the case of all other devices. Tolerance $\pm 3^\circ$.	<input checked="" type="checkbox"/>	<input type="checkbox"/>	<input type="checkbox"/>	
4-5.5	Height and orientation verified with vehicle unladen and on a flat, horizontal surface.	<input checked="" type="checkbox"/>	<input type="checkbox"/>	<input type="checkbox"/>	
4-5.6	In the absence of specific instructions lamps constituting a pair shall:				
4-5.6.1	be fitted symmetrically in relation to the median longitudinal plane;	<input checked="" type="checkbox"/>	<input type="checkbox"/>	<input type="checkbox"/>	
4-5.6.2	be symmetrical to one another in relation to the median longitudinal plane	<input checked="" type="checkbox"/>	<input type="checkbox"/>	<input type="checkbox"/>	
4-5.6.3	have the same colorimetric characteristics	<input checked="" type="checkbox"/>	<input type="checkbox"/>	<input type="checkbox"/>	
4-5.6.4	have the same photometric characteristics	<input checked="" type="checkbox"/>	<input type="checkbox"/>	<input type="checkbox"/>	
4-5.7	On vehicles whose external shape is asymmetrical, the requirements set out in points 4-5.6.1 and 4-5.6.2 shall be satisfied as far as possible. Those requirements shall be regarded as having been met if the distance of the two lamps from the median longitudinal plane and from the bearing plane on the ground is the same.	<input type="checkbox"/>	<input type="checkbox"/>	<input checked="" type="checkbox"/>	
4-5.8	Grouped, combined or reciprocally incorporated lamps				
4-5.8.1	Lamps may be grouped, combined or reciprocally incorporated. Stop lamps and direction indicator lamps are not permitted to be reciprocally incorporated	<input checked="" type="checkbox"/>	<input type="checkbox"/>	<input type="checkbox"/>	

Job number: A0001688	Type: RN	Date of issue: 31/03/2025
Internal procedure applied PTA01 and IST37	Manufacturer: Zoomlion Agriculture Machinery Co., Ltd.	Page: 4 of 18

	Requirement	C	NC	NA	Remarks
4-5.9	The maximum height above the ground shall be measured from the highest point and the minimum height from the lowest point of the apparent surface in the direction of the reference axis	<input checked="" type="checkbox"/>	<input type="checkbox"/>	<input type="checkbox"/>	
4-5.9.3	The position, as regards width, will be determined from that edge of the apparent surface in the direction of the reference axis which is the furthest from the median longitudinal plane of the vehicle when referred to the overall width, and from the inner edges of the apparent surface in the direction of the reference axis when referred to the distance between lamps.	<input checked="" type="checkbox"/>	<input type="checkbox"/>	<input type="checkbox"/>	
4-5.10	The photometric characteristics of a lamp shall not be intentionally varied during the period of activation of the lamp	<input checked="" type="checkbox"/>	<input type="checkbox"/>	<input type="checkbox"/>	
4-5.10.1	Direction-indicator lamps and the vehicle-hazard warning signal shall be flashing lamps.	<input checked="" type="checkbox"/>	<input type="checkbox"/>	<input type="checkbox"/>	
4-5.10.2	The photometric characteristics of any lamp may vary in relation to the ambient light, as a consequence of the activation of other lamps, or when the lamps is being used to provide another lighting function, provided that any variation in the photometric characteristics is in compliance with the technical provisions for the lamp concerned.	<input type="checkbox"/>	<input type="checkbox"/>	<input checked="" type="checkbox"/>	
4-5.11	No red light shall be emitted in a forward direction and no white light shall be emitted in a rearward direction, exception made for reversing lamp	<input checked="" type="checkbox"/>	<input type="checkbox"/>	<input type="checkbox"/>	
4-5.12	The electrical connections shall be such that the front and rear position lamps, the end-outline marker lamps, if they exist, the side-marker lamps, if they exist, and the rear registration plate lamp can only be switched ON and OFF simultaneously.	<input checked="" type="checkbox"/>	<input type="checkbox"/>	<input type="checkbox"/>	
4-5.12.1	This condition does not apply: when front and rear position lamps are switched ON, as well as side-marker lamps when combined or reciprocally incorporated with said lamps, as parking lamps;	<input type="checkbox"/>	<input type="checkbox"/>	<input checked="" type="checkbox"/>	No side lamps
4-5.12.2	to front position lamps when their function is substituted under point 4-5.13.1.	<input type="checkbox"/>	<input type="checkbox"/>	<input checked="" type="checkbox"/>	
4-5.13	The electrical connections shall be such that the main-beam and dipped-beam headlamps and the front fog lamps cannot be switched on unless the lamps referred to in point 4-5.12 are also switched on. This requirement shall not apply, however, to main-beam or dipped-beam headlamps when their luminous warnings consist of the intermittent lighting up or the alternate lighting up at short intervals	<input checked="" type="checkbox"/>	<input type="checkbox"/>	<input type="checkbox"/>	

Job number: A0001688	Type: RN	Date of issue: 31/03/2025
Internal procedure applied PTA01 and IST37	Manufacturer: Zoomlion Agriculture Machinery Co., Ltd.	Page: 5 of 18

Requirement	C	NC	NA	Remarks
4-5.13.1 The dipped-beam headlamps and/or the main-beam headlamps and/or the front fog lamps may substitute the function of the front position lamps, provided that:	<input type="checkbox"/>	<input type="checkbox"/>	<input checked="" type="checkbox"/>	
4-5.13.1.1 their electrical connections are such that in case of failure of any of these lighting devices the front position lamps are automatically re- activated; and	<input type="checkbox"/>	<input type="checkbox"/>	<input checked="" type="checkbox"/>	
4-5.13.1.2 the substituting lamp/function meets, for the respective position lamp, the requirements about number, position, geometrical visibility and orientation of position lamp	<input type="checkbox"/>	<input type="checkbox"/>	<input checked="" type="checkbox"/>	
4-5.15 The colours of the light emitted by the lamps are the following:				
- main-beam headlamp: white;	<input checked="" type="checkbox"/>	<input type="checkbox"/>	<input type="checkbox"/>	
- dipped-beam headlamp: white;	<input checked="" type="checkbox"/>	<input type="checkbox"/>	<input type="checkbox"/>	
- front fog lamp: white or selective yellow;	<input type="checkbox"/>	<input type="checkbox"/>	<input checked="" type="checkbox"/>	
- reversing lamp: white;	<input type="checkbox"/>	<input type="checkbox"/>	<input checked="" type="checkbox"/>	
- direction-indicator lamp: amber;	<input checked="" type="checkbox"/>	<input type="checkbox"/>	<input type="checkbox"/>	
- stop lamp: red;	<input checked="" type="checkbox"/>	<input type="checkbox"/>	<input type="checkbox"/>	
- rear registration plate lamp: white;	<input checked="" type="checkbox"/>	<input type="checkbox"/>	<input type="checkbox"/>	
- front position lamp: white;	<input checked="" type="checkbox"/>	<input type="checkbox"/>	<input type="checkbox"/>	
- rear position lamp: red;	<input checked="" type="checkbox"/>	<input type="checkbox"/>	<input type="checkbox"/>	
- rear fog lamp: red;	<input type="checkbox"/>	<input type="checkbox"/>	<input checked="" type="checkbox"/>	
- parking lamp: white in front, red at the rear, amber if reciprocally incorporated in the side direction indicator lamps or in the side-marker lamps	<input type="checkbox"/>	<input type="checkbox"/>	<input checked="" type="checkbox"/>	
- side-marker lamps: amber; the rearmost side-marker lamp can be red if it is grouped or combined or reciprocally incorporated with any rear red lamp;	<input type="checkbox"/>	<input type="checkbox"/>	<input checked="" type="checkbox"/>	
- end-outline marker lamp: white in front, red at the rear;	<input type="checkbox"/>	<input type="checkbox"/>	<input checked="" type="checkbox"/>	
- daytime running lamp: white;	<input type="checkbox"/>	<input type="checkbox"/>	<input checked="" type="checkbox"/>	
- rear retro-reflector, non-triangular: red;	<input checked="" type="checkbox"/>	<input type="checkbox"/>	<input type="checkbox"/>	
- rear retro-reflector, triangular: red;	<input type="checkbox"/>	<input type="checkbox"/>	<input checked="" type="checkbox"/>	
- front retro-reflector, non-triangular: white or colourless;	<input type="checkbox"/>	<input type="checkbox"/>	<input checked="" type="checkbox"/>	
- side retro-reflector, non-triangular: amber; the rearmost side retro-reflector can be red if it is grouped or has a part in common with any red rear/side lamps, except the triangular rear retro-reflector;	<input type="checkbox"/>	<input type="checkbox"/>	<input checked="" type="checkbox"/>	
- cornering lamp: white;	<input type="checkbox"/>	<input type="checkbox"/>	<input checked="" type="checkbox"/>	

Job number: A0001688	Type: RN	Date of issue: 31/03/2025
Internal procedure applied PTA01 and IST37	Manufacturer: Zoomlion Agriculture Machinery Co., Ltd.	Page: 6 of 18

Requirement	C	NC	NA	Remarks
- conspicuity marking: white or yellow to the side; red or yellow to the rear.	<input type="checkbox"/>	<input type="checkbox"/>	<input checked="" type="checkbox"/>	
- exterior courtesy lamp: white;	<input type="checkbox"/>	<input type="checkbox"/>	<input checked="" type="checkbox"/>	
- manoeuvring lamp: white;	<input checked="" type="checkbox"/>	<input type="checkbox"/>	<input type="checkbox"/>	
4-5.16 Concealable lamps				
4-5.16.1 The concealment of lamps is prohibited, with the exception of main-beam headlamps, dipped-beam headlamps, and front fog lamps	<input type="checkbox"/>	<input type="checkbox"/>	<input checked="" type="checkbox"/>	
4-5.17 Variable position lamps				
4-5.17.1 The position of all lamps may be varied except main-beam headlamps, dipped-beam headlamps and at least one pair of rear reflectors, provided that:	<input type="checkbox"/>	<input type="checkbox"/>	<input checked="" type="checkbox"/>	
4-5.17.1.1 these lamps remain attached to the vehicle when their position is altered;	<input type="checkbox"/>	<input type="checkbox"/>	<input checked="" type="checkbox"/>	
4-5.17.1.2 these lamps shall be capable of being locked in the position required by traffic conditions. Locking shall be automatic.	<input type="checkbox"/>	<input type="checkbox"/>	<input checked="" type="checkbox"/>	

4-6 Check of individual specifications

	Limits	C	NC	NA	Remarks
4-6.1	Main-beam headlamps (UNECE Regulation No 98, 112, 113, 149)				
4-6.1.1.	Presence: - mandatory for tractors with maximum design speed > 40 km/h; - optional for other tractors	<input checked="" type="checkbox"/>	<input type="checkbox"/>	<input type="checkbox"/>	
4-6.1.2.	Number: 2 or 4	<input checked="" type="checkbox"/>	<input type="checkbox"/>	<input type="checkbox"/>	2
4-6.1.3.	Arrangement: NP				
4-6.1.4.	Position				
4-6.1.4.1.	In width: the outer edges of the illuminating surface shall in no case be closer to the extreme outer edge of the vehicles than the outer edges of the illuminating surface of the dipped-beam headlamps	<input checked="" type="checkbox"/>	<input type="checkbox"/>	<input type="checkbox"/>	
4-6.1.4.2.	In height: NP				
4-6.1.4.3.	In length: at the front of the vehicle. The light emitted does not cause discomfort to the driver either directly or indirectly through the rear-view mirrors and/or other reflecting surfaces of the vehicle	<input checked="" type="checkbox"/>	<input type="checkbox"/>	<input type="checkbox"/>	
4-6.1.5.	Geometric visibility: $\geq 5^\circ$	<input checked="" type="checkbox"/>	<input type="checkbox"/>	<input type="checkbox"/>	
4-6.1.6.	Orientation: towards the front	<input checked="" type="checkbox"/>	<input type="checkbox"/>	<input type="checkbox"/>	
4-6.1.7.	Electrical connections: - may be switched on either simultaneously or in pairs	<input checked="" type="checkbox"/>	<input type="checkbox"/>	<input type="checkbox"/>	

Job number: A0001688	Type: RN	Date of issue: 31/03/2025
Internal procedure applied PTA01 and IST37	Manufacturer: Zoomlion Agriculture Machinery Co., Ltd.	Page: 7 of 18

		Limits	C	NC	NA	Remarks
		- for changing over from dipped to main-beam at least one pair of main beams shall be switched on	<input checked="" type="checkbox"/>	<input type="checkbox"/>	<input type="checkbox"/>	
		- for changing over from the main to the dipped-beam all main-beam headlamps shall be switched off simultaneously	<input checked="" type="checkbox"/>	<input type="checkbox"/>	<input type="checkbox"/>	
		- the dipped beams may remain switched on at the same time as the main beams	<input checked="" type="checkbox"/>	<input type="checkbox"/>	<input type="checkbox"/>	
4-6.1.8.	Circuit closed tell-tale	mandatory	<input checked="" type="checkbox"/>	<input type="checkbox"/>	<input type="checkbox"/>	
4-6.1.9.	Other requirements	the aggregate maximum intensity of the main beams which can be switched on simultaneously shall not exceed 430 000 cd (reference value of 100); this maximum intensity shall be obtained by adding together the individual maximum reference marks which are indicated on the several headlamps. The reference mark '10' shall be given to each of the headlamps marked 'R' or 'CR'	<input checked="" type="checkbox"/>	<input type="checkbox"/>	<input type="checkbox"/>	
		Limits	C	NC	NA	Remarks
4-6.2	<u>Dipped-beam headlamps</u> (UNECE Regulation No 98, 112, 113, 149)					
4-6.2.1.	Presence:	- mandatory for tractors	<input checked="" type="checkbox"/>	<input type="checkbox"/>	<input type="checkbox"/>	
4-6.2.2.	Number:	- 2	<input checked="" type="checkbox"/>	<input type="checkbox"/>	<input type="checkbox"/>	
		In case of vehicles equipped for the fitting of portable devices at the front, 2 additional dipped-beam headlamps are allowed at a height not exceeding 4000 mm if the electrical connections are such that two pairs cannot be switched on at the same time	<input type="checkbox"/>	<input type="checkbox"/>	<input checked="" type="checkbox"/>	No additional dipped-beam headlamps
4-6.2.3.	Arrangement:	NP				
4-6.2.4.	Position					
4-6.2.4.1.	In width:	NP				
4-6.2.4.2.	In height:					
	- minimum:	500 mm. May be reduced to 350 mm for vehicles with max width < 1300 mm	<input checked="" type="checkbox"/>	<input type="checkbox"/>	<input type="checkbox"/>	
	- maximum:	1500 mm. May be increased to 2500 mm where the shape, structure, design or operational conditions of the vehicle prevent compliance with the 1500 mm value.	<input checked="" type="checkbox"/>	<input type="checkbox"/>	<input type="checkbox"/>	
4-6.2.4.3.	In length:	as near to the front of vehicle as possible without causing discomfort to the driver either directly or indirectly through the rear-view mirrors and/or other reflecting surfaces of the vehicle	<input checked="" type="checkbox"/>	<input type="checkbox"/>	<input type="checkbox"/>	

Job number: A0001688	Type: RN	Date of issue: 31/03/2025
Internal procedure applied PTA01 and IST37	Manufacturer: Zoomlion Agriculture Machinery Co., Ltd.	Page: 8 of 18

		Limits	C	NC	NA	Remarks
4-6.2.5.	Geometric visibility					
	- upwards:	≥ 15°	<input checked="" type="checkbox"/>			
	- downwards:	≥ 10°	<input checked="" type="checkbox"/>			
	- outwards:	≥ 45°	<input checked="" type="checkbox"/>			
	- inwards:	≥ 5°	<input checked="" type="checkbox"/>			
4-6.2.6.	Orientation	towards the front	<input checked="" type="checkbox"/>			
4-6.2.6.1	Vertical orientation	if the height of the dipped-beam headlamps is ≥ 500 mm and ≤ 1500 mm, dipped beam can be lowered by between 0,5 and 6%	<input checked="" type="checkbox"/>			
		dipped-beam headlamps shall be aligned in such a way that, measured at 15 m from the lamp, the horizontal line separating the lit zone from the unlit zone is situated at a height equivalent to only half the distance between the ground and the centre of the lamp	<input checked="" type="checkbox"/>			
4-6.2.6.2	Levelling device (optional)	- may be automatic or manually adjustable	<input type="checkbox"/>	<input type="checkbox"/>	<input checked="" type="checkbox"/>	
		- devices manually adjusted, either continuously or non-continuously, shall have a stop position at which the lamps can be returned to the initial inclination by means of the usual adjusting screws or similar means	<input type="checkbox"/>	<input type="checkbox"/>	<input checked="" type="checkbox"/>	
		- these manually adjustable devices shall be operable from the driver's seat	<input type="checkbox"/>	<input type="checkbox"/>	<input checked="" type="checkbox"/>	
		- continually adjustable devices shall have reference marks indicating the loading conditions that require adjustment of the dipped-beam	<input type="checkbox"/>	<input type="checkbox"/>	<input checked="" type="checkbox"/>	
		- the dipped beam shall not assume a position in which the dip is less than it was at original adjustment	<input type="checkbox"/>	<input type="checkbox"/>	<input checked="" type="checkbox"/>	
4-6.2.7.	Electrical connections	- the control for changing over to the dipped beam shall switch off all main-beam headlamps simultaneously	<input checked="" type="checkbox"/>			
		- the dipped-beam headlamps may remain switched on at the same time as the main beam headlamps	<input checked="" type="checkbox"/>			
		- when the pair of additional headlamps is installed, electrical connections shall be such that 2 pairs of dipped-beam headlamps are never switched on at the same time	<input checked="" type="checkbox"/>			
4-6.2.8.	Circuit closed tell-tale	optional	<input checked="" type="checkbox"/>			

Job number: A0001688	Type: RN	Date of issue: 31/03/2025
Internal procedure applied PTA01 and IST37	Manufacturer: Zoomlion Agriculture Machinery Co., Ltd.	Page: 9 of 18

		Limits	C	NC	NA	Remarks
4-6.2.9.	Other requirements	dipped-beam headlamps with light source(s) producing the principal dipped beam and having a total objective luminous flux which exceeds 2000 lumens are prohibited	<input checked="" type="checkbox"/>	<input type="checkbox"/>	<input type="checkbox"/>	
4-6.5	Direction-indicator lamp (UNECE Regulation No 6, 148)					
4-6.5.1.	Presence:	mandatory	<input checked="" type="checkbox"/>	<input type="checkbox"/>	<input type="checkbox"/>	
		arrangement A is allowed only on tractors whose overall length is ≤ 4,60 m and in the case of which the distance between the outer edges of the illuminating surfaces is ≤ 1,60 m	<input checked="" type="checkbox"/>	<input type="checkbox"/>	<input type="checkbox"/>	
		Vehicles may be equipped with additional direction-indicator lamps according to arrangement	<input type="checkbox"/>	<input type="checkbox"/>	<input type="checkbox"/>	
4-6.5.2.	Number:		<input checked="" type="checkbox"/>	<input type="checkbox"/>	<input type="checkbox"/>	2 in front, 2 in rear
4-6.5.3.	Arrangement:		<input checked="" type="checkbox"/>	<input type="checkbox"/>	<input type="checkbox"/>	
4-6.5.3.1	- A		<input type="checkbox"/>	<input type="checkbox"/>	<input type="checkbox"/>	
	front (cat. 1, 1a or 1b):	2	<input type="checkbox"/>	<input type="checkbox"/>	<input checked="" type="checkbox"/>	
	rear (cat. 2a):	2	<input type="checkbox"/>	<input type="checkbox"/>	<input checked="" type="checkbox"/>	
	These lamps may be independent, grouped or combined					
	- B		<input type="checkbox"/>	<input type="checkbox"/>	<input type="checkbox"/>	
	front (cat. 1, 1a or 1b):	2	<input type="checkbox"/>	<input type="checkbox"/>	<input checked="" type="checkbox"/>	
	repeating side (cat. 5):	2	<input type="checkbox"/>	<input type="checkbox"/>	<input checked="" type="checkbox"/>	
	rear (cat. 2a):	2	<input type="checkbox"/>	<input type="checkbox"/>	<input checked="" type="checkbox"/>	
	The front and repeating side lamps may be independent, grouped or combined					
	- C		<input type="checkbox"/>	<input type="checkbox"/>	<input type="checkbox"/>	
	front (cat. 1, 1a or 1b):	2	<input type="checkbox"/>	<input type="checkbox"/>	<input checked="" type="checkbox"/>	
	rear (cat. 2a):	2	<input type="checkbox"/>	<input type="checkbox"/>	<input checked="" type="checkbox"/>	
	repeating side (cat. 5):	2	<input type="checkbox"/>	<input type="checkbox"/>	<input checked="" type="checkbox"/>	
	- D		<input checked="" type="checkbox"/>	<input type="checkbox"/>	<input type="checkbox"/>	
	front (cat. 1, 1a or 1b):	2	<input checked="" type="checkbox"/>	<input type="checkbox"/>	<input type="checkbox"/>	
	rear (cat. 2a):	2	<input checked="" type="checkbox"/>	<input type="checkbox"/>	<input type="checkbox"/>	
4-6.5.4.	Position		<input checked="" type="checkbox"/>	<input type="checkbox"/>	<input type="checkbox"/>	
4-6.5.4.1.	In width:		<input checked="" type="checkbox"/>	<input type="checkbox"/>	<input type="checkbox"/>	
	- from outer edge:	≤ 400 mm, except in the case of category 1 direction indicator lamps of arrangement C and for additional direction indicator lamps	<input checked="" type="checkbox"/>	<input type="checkbox"/>	<input type="checkbox"/>	
	- between devices:	≥ 500 mm	<input checked="" type="checkbox"/>	<input type="checkbox"/>	<input type="checkbox"/>	
	- between outer edge of the vehicle/outer edge of the rear direction-indicator lamps and between outer edge of the vehicle/outer edge of the corresponding rear position lamps	< 50 mm when the vertical distance between the rear direction-indicator lamp and the corresponding rear position lamp is ≤ 300 mm	<input checked="" type="checkbox"/>	<input type="checkbox"/>	<input type="checkbox"/>	

Job number: A0001688	Type: RN	Date of issue: 31/03/2025
Internal procedure applied PTA01 and IST37	Manufacturer: Zoomlion Agriculture Machinery Co., Ltd.	Page: 10 of 18

	Limits	C	NC	NA	Remarks
- for front direction indicator lamps:	illuminating surface ≥ 40 mm from the illuminating surface of the dipped-beam headlamps or front fog lamps. Smaller distance permitted if luminous intensity in reference axis of the direction-indicator lamp is equal to at least 400 cd.	<input checked="" type="checkbox"/>	<input type="checkbox"/>	<input type="checkbox"/>	
4-6.5.4.2. In height					
- minimum:	≥ 400 mm or 350 mm if vehicle width ≤ 1300 mm	<input checked="" type="checkbox"/>	<input type="checkbox"/>	<input type="checkbox"/>	
- maximum	2500 mm	<input checked="" type="checkbox"/>	<input type="checkbox"/>	<input type="checkbox"/>	
• optional:	4000 mm	<input type="checkbox"/>	<input type="checkbox"/>	<input checked="" type="checkbox"/>	
4-6.5.4.3. In length					
- arrangement A:	NA	<input type="checkbox"/>	<input type="checkbox"/>	<input type="checkbox"/>	
- arrangements B and C:	distance between cat. 1 indicator (arrangement B) , cat. 5 indicator (arrangement B and C) and the transverse plan which marks the forward boundary of the tractor's overall length ≤ 1800 mm or ≤ 2600 mm if it's impossible to comply with the minimum angles of visibility	<input type="checkbox"/>	<input type="checkbox"/>	<input checked="" type="checkbox"/>	
- arrangement D:	NA	<input type="checkbox"/>	<input type="checkbox"/>	<input checked="" type="checkbox"/>	
4-6.5.5. Geometric visibility					
- upwards:	$\geq 15^\circ$	<input checked="" type="checkbox"/>	<input type="checkbox"/>	<input type="checkbox"/>	
- downwards:					
arrangement A	$\geq 15^\circ$	<input type="checkbox"/>	<input type="checkbox"/>	<input checked="" type="checkbox"/>	
arrangements B, C, D cat. 2	$\geq 15^\circ$	<input checked="" type="checkbox"/>	<input type="checkbox"/>	<input type="checkbox"/>	
arrangement C cat. 1	$\geq 15^\circ$	<input type="checkbox"/>	<input type="checkbox"/>	<input checked="" type="checkbox"/>	
arrangements B, C cat. 5	$\geq 15^\circ$ or $\geq 10^\circ$ if $h_{max} \leq 1900$ mm	<input type="checkbox"/>	<input type="checkbox"/>	<input checked="" type="checkbox"/>	
arrangements B, D cat. 1	$\geq 15^\circ$ or $\geq 10^\circ$ if $h_{max} \leq 1900$ mm	<input checked="" type="checkbox"/>	<input type="checkbox"/>	<input type="checkbox"/>	
- outwards:					
arrangements A, B, C, D cat. 1, 2	$\geq 80^\circ$	<input checked="" type="checkbox"/>	<input type="checkbox"/>	<input type="checkbox"/>	
- inwards:					
arrangement A cat. 1, 2	$\geq 5^\circ$	<input type="checkbox"/>	<input type="checkbox"/>	<input checked="" type="checkbox"/>	
arrangement B cat. 1	$\geq 10^\circ$	<input type="checkbox"/>	<input type="checkbox"/>	<input checked="" type="checkbox"/>	
arrangements B, C, D cat. 2	$\geq 45^\circ$	<input checked="" type="checkbox"/>	<input type="checkbox"/>	<input type="checkbox"/>	
arrangement C cat. 1	$\geq 45^\circ$	<input type="checkbox"/>	<input type="checkbox"/>	<input checked="" type="checkbox"/>	
arrangement D cat. 1	$\geq 10^\circ$ or $\geq 3^\circ$ if vehicle width ≤ 1400 mm	<input checked="" type="checkbox"/>	<input type="checkbox"/>	<input type="checkbox"/>	
- rearwards:					
arrangements B, C cat. 5	$\geq 60^\circ$	<input type="checkbox"/>	<input type="checkbox"/>	<input checked="" type="checkbox"/>	

Job number: A0001688	Type: RN	Date of issue: 31/03/2025
Internal procedure applied PTA01 and IST37	Manufacturer: Zoomlion Agriculture Machinery Co., Ltd.	Page: 11 of 18

		Limits	C	NC	NA	Remarks
4-6.5.6.	Orientation:	according to manufacturer's specifications	<input checked="" type="checkbox"/>	<input type="checkbox"/>	<input type="checkbox"/>	
4-6.5.7.	Electrical connections	- switching on independently of other lamps	<input checked="" type="checkbox"/>	<input type="checkbox"/>	<input type="checkbox"/>	
		- all dir. Indicators on one side shall be switched on by one control and must flash in phase	<input checked="" type="checkbox"/>	<input type="checkbox"/>	<input type="checkbox"/>	
4-6.5.8.	Operational tell-tale	- mandatory if lamps are not directly visible	<input checked="" type="checkbox"/>	<input type="checkbox"/>	<input type="checkbox"/>	
		- optical or audible or both	<input checked="" type="checkbox"/>	<input type="checkbox"/>	<input type="checkbox"/>	Both
		- if it is optical, it shall be a green flashing light which, in the event of the malfunction of any of the direction indicators other than the repeating side direction indicators, is either extinguished or remains alight without flashing or shows a marked change of frequency	<input checked="" type="checkbox"/>	<input type="checkbox"/>	<input type="checkbox"/>	
		- if it is entirely auditory, it shall be clearly audible and shall show a marked change of frequency in the event of any malfunction	<input checked="" type="checkbox"/>	<input type="checkbox"/>	<input type="checkbox"/>	
		- if the vehicle is equipped to tow a trailer, it must be equipped with a tell-tale for the direction indicators on the trailer, unless the tell-tale of the vehicle allows the failure of any one of the direction indicators on the vehicle combination thus found to be detected	<input type="checkbox"/>	<input type="checkbox"/>	<input checked="" type="checkbox"/>	
4-6.5.9.	Other requirements	- light shall be flashing 90±30 times per minute	<input checked="" type="checkbox"/>	<input type="checkbox"/>	<input type="checkbox"/>	
		- light appearance within 1 s and extinction within 1,5 s from the operation of the light-signal control	<input checked="" type="checkbox"/>	<input type="checkbox"/>	<input type="checkbox"/>	
		- if the vehicle is authorized to tow a trailer, the control must also operate the indicator lamps of the trailer	<input checked="" type="checkbox"/>	<input type="checkbox"/>	<input type="checkbox"/>	
		- in the event of failure, other than a short circuit of one direction indicator, the others must continue to flash even at a frequency different from that specified	<input checked="" type="checkbox"/>	<input type="checkbox"/>	<input type="checkbox"/>	

Job number: A0001688	Type: RN	Date of issue: 31/03/2025
Internal procedure applied PTA01 and IST37	Manufacturer: Zoomlion Agriculture Machinery Co., Ltd.	Page: 12 of 18

4-6.6 Hazard-warning signal

4-6.6.1.	Presence:	see item 4-6.5					
4-6.6.2.	Number:						
4-6.6.3.	Arrangement:						
4-6.6.4.	Position						
4-6.6.5.	Geometric visibility						
4-6.6.6.	Orientation						
4-6.6.7.	Electrical connection	operated by means of a separate control enabling all the direction indicators to function in phase	<table><tr><td>X</td><td></td><td></td></tr></table>	X			
X							
		Limits	<table><tr><td>C</td><td>NC</td><td>NA</td><td>Remarks</td></tr></table>	C	NC	NA	Remarks
C	NC	NA	Remarks				
4-6.6.8.	Circuit-closed tell-tale	mandatory. It can operate in conjunction with the direction indicator tell-tale	<table><tr><td>X</td><td></td><td></td></tr></table>	X			
X							
4-6.6.9.	Other requirements	as specified in item 4-6.5.9. If a tractor is equipped to tow a trailer the hazard-warning signal control shall also be capable of activating the direction indicators on the trailer. The hazard warning signal shall be able to function even if the device which starts or stops the engine is in a position which makes it impossible to start the engine	<table><tr><td>X</td><td></td><td></td></tr></table>	X			
X							

4-6.7. Stop lamp (UNECE Regulation No 7, 148)

4-6.7.1.	Presence					
	- cat. S1 or S2:	mandatory	<table><tr><td>X</td><td></td><td></td></tr></table>	X		
X						
	- cat. S3 or S4:	optional	<table><tr><td> </td><td></td><td>X</td></tr></table>			X
		X				
4-6.7.2.	Number:					
	- cat. S1 or S2:	2 or 4 if cat. S3 or S4 device is not installed	<table><tr><td>X</td><td></td><td></td></tr></table> 2	X		
X						
	- cat. S3 or S4:	1	<table><tr><td> </td><td></td><td>X</td></tr></table>			X
		X				
	- cat. S3 or S4, type 'D':	2	<table><tr><td> </td><td></td><td>X</td></tr></table>			X
		X				
4-6.7.3.	Arrangement:	NP				
4-6.7.4.	Position					
4-6.7.4.1.	In width:					
	- cat. S1 or S2:					
	• from outer edge:	NP				
	• between devices:	≥ 500 mm or ≥ 400 mm if vehicle width < 1400 mm	<table><tr><td>X</td><td></td><td></td></tr></table>	X		
X						
	- cat. S3 or S4:	on median longitudinal plane or 150 mm offset	<table><tr><td> </td><td></td><td>X</td></tr></table>			X
		X				
	- cat. S3 or S4, type 'D':	on each side of the median longitudinal plane, as close as possible to this plane	<table><tr><td> </td><td></td><td>X</td></tr></table>			X
		X				

Job number: A0001688	Type: RN	Date of issue: 31/03/2025
Internal procedure applied PTA01 and IST37	Manufacturer: Zoomlion Agriculture Machinery Co., Ltd.	Page: 13 of 18

4-6.7.4.2.	In height			
	- cat. S1 or S2:			
	• minimum:	400 mm	X	
	• maximum:	2500 mm	X	
		4000 mm, optional devices		X
	- cat. S3 or S4:			
	• minimum:	> hmax cat. S1 o S2 lamps		X
4-6.7.4.3.	In length			
	- cat. S1 or S2:	at the rear	X	
		Limits	C	NC NA Remarks
	- cat. S3 or S4:	NP		
4-6.7.5.	Geometric visibility			
	- upwards	≥ 15°	X	
	- downwards	≥ 15° or ≥ 10°, if hmax ≤ 1900 mm or ≥ 5° if max ≤ 950 mm	X	
	- outwards	≥ 45°	X	
	- inwards	≥ 45°	X	
4-6.7.6.	Orientation:	towards the rear	X	
4-6.7.7.	Electrical connection:	shall light up when the service brake is applied and/or when the vehicle speed is reduced intentionally	X	
4-6.7.8.	Operational tell-tale:	optional. If it exists, the non-flashing warning light must come on in the event of the malfunctioning of the stop lamps		X
4-6.7.9.	Other requirements:	the luminous intensity of the stop lamps shall be markedly greater than that of the rear position lamps.	X	
4-6.8.	Front position lamp (UNECE Regulation No 7, 148)			
4-6.8.1.	Presence:	mandatory	X	
4-6.8.2.	Number:	2	X	
	- optional:	2, for vehicles equipped for the fitting of portable devices at the front		X
4-6.8.3.	Arrangement:	NP		
4-6.8.4.	Position			
4-6.8.4.1.	In width:			
	- from outer edge:	≤ 400 mm	X	
	- between devices:	≥ 500 mm	X	
4-6.8.4.2.	In height			
	- minimum:	400 mm	X	
	- maximum:	2500 mm	X	
	• optional:	4000 mm		X

Job number: A0001688	Type: RN	Date of issue: 31/03/2025
Internal procedure applied PTA01 and IST37	Manufacturer: Zoomlion Agriculture Machinery Co., Ltd.	Page: 14 of 18

4-6.8.4.3.	In length::	NP			
4-6.8.5.	Geometric visibility				
	- upwards:	≥ 15°	<input checked="" type="checkbox"/>	<input type="checkbox"/>	<input type="checkbox"/>
	- downwards:	≥ 15° or ≥ 10° if hmax < 1900 mm or ≤ 5° if hmax < 750 mm	<input checked="" type="checkbox"/>	<input type="checkbox"/>	<input type="checkbox"/>
	- outwards:	≥ 80°	<input checked="" type="checkbox"/>	<input type="checkbox"/>	<input type="checkbox"/>
	- inwards:	≥ 10° or ≥ 5° if the shape of the bodywork makes it impossible to keep to 10° or ≥ 3° if vehicle width ≤ 1400 mm and the shape of the bodywork makes it impossible to keep to 10°	<input checked="" type="checkbox"/>	<input type="checkbox"/>	<input type="checkbox"/>
	Limits		C	NC	NA Remarks
4-6.8.6.	Orientation:	towards the front	<input checked="" type="checkbox"/>	<input type="checkbox"/>	<input type="checkbox"/>
4-6.8.7.	Electrical connection:	NP			
4-6.8.8.	Tell-tale:	mandatory. It shall be non-flashing. If the instrument panel lighting can only be turned on with the front position lamps, it shall not be required.	<input checked="" type="checkbox"/>	<input type="checkbox"/>	<input type="checkbox"/>
4-6.9.	Rear position lamp (UNECE Regulation No 7, 148)				
4-6.9.1.	Presence:	mandatory	<input checked="" type="checkbox"/>	<input type="checkbox"/>	<input type="checkbox"/>
4-6.9.2.	Number:	2 or 4 if it is impossible to observe the position and visibility requirements	<input checked="" type="checkbox"/>	<input type="checkbox"/>	<input type="checkbox"/> 2
	- additional:	1 if it is not possible to observe the length requirements	<input type="checkbox"/>	<input type="checkbox"/>	<input checked="" type="checkbox"/>
4-6.9.3.	Arrangement:	if 4 position lamps are fitted, at least one pair of rear position lamps shall be fixed	<input checked="" type="checkbox"/>	<input type="checkbox"/>	<input type="checkbox"/>
4-6.9.4.	Position				
4-6.9.4.1.	In width:				
	- from outer edge:	≤ 400 mm	<input checked="" type="checkbox"/>	<input type="checkbox"/>	<input type="checkbox"/>
	- between devices:	≥ 500 mm or ≥ 400 mm if vehicle width < 1400 mm	<input checked="" type="checkbox"/>	<input type="checkbox"/>	<input type="checkbox"/>
4-6.9.4.2.	In height				
	- minimum:	400 mm or 250 mm if vehicle width ≤ 1300 mm	<input checked="" type="checkbox"/>	<input type="checkbox"/>	<input type="checkbox"/>
	- maximum:	2500 mm	<input checked="" type="checkbox"/>	<input type="checkbox"/>	<input type="checkbox"/>
4-6.9.4.3.	In length:	at the rear of the vehicle, not more than 1000 mm from the rearmost point of the vehicle	<input checked="" type="checkbox"/>	<input type="checkbox"/>	<input type="checkbox"/>
4-6.9.5.	Geometric visibility				
	- upwards:	≥ 15°	<input checked="" type="checkbox"/>	<input type="checkbox"/>	<input type="checkbox"/>
	- downwards:	≥ 15° or ≥ 10° if h max < 1900 mm or ≥ 5° if h max < 750 mm	<input checked="" type="checkbox"/>	<input type="checkbox"/>	<input type="checkbox"/>
	- outwards:	≥ 80° ≥ 45°	<input checked="" type="checkbox"/>	<input type="checkbox"/>	<input type="checkbox"/>
	or				

Job number: A0001688	Type: RN	Date of issue: 31/03/2025
Internal procedure applied PTA01 and IST37	Manufacturer: Zoomlion Agriculture Machinery Co., Ltd.	Page: 15 of 18

	- inwards:	≥ 45° ≥ 80°	<input checked="" type="checkbox"/>	<input type="checkbox"/>	<input type="checkbox"/>
4-6.9.5.1	Rules for 4 position lamps fitting				
a)	2 lamps shall meet the following requirements:				
	- position				
	• in width				
	from outer edge:	NP			
	between devices:	≥ 300 mm	<input type="checkbox"/>	<input type="checkbox"/>	<input checked="" type="checkbox"/>
	• in height				
	minimum:	NP			
		Limits	C	NC	NA
	maximum:	2500 mm	<input type="checkbox"/>	<input type="checkbox"/>	<input checked="" type="checkbox"/>
	• geometric visibility				
	upwards:	≥ 15°	<input type="checkbox"/>	<input type="checkbox"/>	<input checked="" type="checkbox"/>
	downwards:	NP			
b)	the other 2 lamps shall meet the following requirements:				
	- position				
	• in width				
	from outer edge:	≤ 400 mm	<input type="checkbox"/>	<input type="checkbox"/>	<input checked="" type="checkbox"/>
	between devices:	≥ 500 mm or ≥ 400 mm if vehicle width < 1400 mm	<input type="checkbox"/>	<input type="checkbox"/>	<input checked="" type="checkbox"/>
	• in height				
	minimum:	NP			
	maximum:	4000 mm	<input type="checkbox"/>	<input type="checkbox"/>	<input checked="" type="checkbox"/>
c)	visibility granted by the combination of the two pairs				
	- upwards:	≥ 15°	<input type="checkbox"/>	<input type="checkbox"/>	<input checked="" type="checkbox"/>
	- downwards:	≥ 15° or ≥ 10° if h max < 1900 mm or ≥ 5° if h max < 750 mm	<input type="checkbox"/>	<input type="checkbox"/>	<input checked="" type="checkbox"/>
	- outwards:	≥ 80° ≥ 45°	<input type="checkbox"/>	<input type="checkbox"/>	<input checked="" type="checkbox"/>
		or			
	- inwards:	≥ 45° ≥ 80°	<input type="checkbox"/>	<input type="checkbox"/>	<input type="checkbox"/>
4-6.9.6.	Orientation:	towards the rear	<input checked="" type="checkbox"/>	<input type="checkbox"/>	<input type="checkbox"/>
4-6.9.7.	Electrical connection:	NP			
4-6.9.8.	Circuit-closed tell-tale:	mandatory. Combined with that of the front position lamps	<input checked="" type="checkbox"/>	<input type="checkbox"/>	<input type="checkbox"/>
4-6.13.	<u>Work lamps</u>				
4-6.13.1.	Presence:	optional	<input checked="" type="checkbox"/>	<input type="checkbox"/>	<input type="checkbox"/>
4-6.13.2.	Number:	NP			
4-6.13.3.	Arrangement:	NP			
4-6.13.4.	Position	suitable housing and /or placement, so that they are protected against impacts	<input checked="" type="checkbox"/>	<input type="checkbox"/>	<input type="checkbox"/>

Job number: A0001688	Type: RN	Date of issue: 31/03/2025
Internal procedure applied PTA01 and IST37	Manufacturer: Zoomlion Agriculture Machinery Co., Ltd.	Page: 16 of 18

4-6.13.5.	Geometric visibility	NP			
4-6.13.6.	Orientation:	NP			
4-6.13.7.	Electrical connections:	operated independently of all other lamps	X		
4-6.13.8.	Tell-tale:	mandatory	X		
4-6.13.9.	Other requirements:	it shall not be combined or reciprocally incorporated with another lamp.	X		
		Limits	C	NC	NA Remarks
4-6.14.	<u>Rear retro-reflectors, non-triangular</u> (UNECE Regulation No 3, 150)				
4-6.14.1.	Presence:	mandatory	X		
4-6.14.2.	Number:	2 or 4, if it is impossible to observe the position and visibility requirements. See pt. 4-6.14.5.1.	X		4
4-6.14.3.	Arrangement:	NP			
4-6.14.4.	Position				
4-6.14.4.1.	In width:				
	- from outer edge:	≤ 400 mm	X		
	- between devices:	≥ 600 mm or ≥ 400 mm if vehicle width < 1300 mm	X		
4-6.14.4.2.	In height				
	- minimum:	400 mm or 250 mm if vehicle width ≤ 1300 mm	X		
	- maximum:	900 mm or 1200 mm if it is impossible to keep within the height of 900 mm without having to use fixing devices liable to be easily damaged or bent	X		
4-6.14.4.3.	In length	NP			
4-6.14.5.	Geometric visibility				
	- upwards:	≥ 15°	X		
	- downwards:	≥ 15° or ≥ 5° if hmax < 750 mm	X		
	- outwards:	≥ 30°	X		
	- inwards:	≥ 30°	X		
4-6.14.5.1.	4 reflex reflectors – installation specifications				
4-6.14.5.1.1	2 reflex reflectors must observe the following requirements:				
	Position:				
	width:				
	from outer edge:	NP			
	between devices:	≥ 300 mm	X		
	height:				
	minimum:	NP			
	maximum:	900 mm or 1500 mm if the shape, structure, design or operational conditions of the vehicle comply with	X		

Job number: A0001688	Type: RN	Date of issue: 31/03/2025
Internal procedure applied PTA01 and IST37	Manufacturer: Zoomlion Agriculture Machinery Co., Ltd.	Page: 17 of 18

the height of 900 mm without having to use fixing devices liable to be easily damaged or bent

Geometric visibility

- upwards: $\geq 15^\circ$
- downwards: NP

X		
X		

Limits

C NC NA Remarks

4-6.14.5.1.2 The other 2 must observe the following requirements:

Position:

width:

from outer edge: ≤ 400 mm

between devices: ≥ 600 mm or ≥ 400 mm if vehicle width < 1300 mm

X		
X		

height:

minimum: NP

maximum: 2500 mm

X		
---	--	--

4-6.14.5.1.3 Visibility granted by the combination of the two pairs

- upwards: $\geq 15^\circ$
- downwards: $\geq 15^\circ$ or $\geq 5^\circ$ if $h_{max} < 750$ mm
- outwards: $\geq 30^\circ$
- inwards: $\geq 30^\circ$

X		
X		
X		
X		

4-6.14.6. Orientation: towards the rear

4-6.14.7. Other requirements the illuminating surface of the retro reflector may have parts in common with that of any other rear lamp

X		
X		

4-6.16. **Rear registration plate lamp** (UNECE Regulation No 4, 148)

4-6.16.1. Presence: mandatory

X		
---	--	--

4-6.16.2. Number:

4-6.16.3. Arrangement:

4-6.16.4. Position: such that the device illuminates the site of the registration plate

X		
---	--	--

4-6.16.5. Geometric visibility:

4-6.16.6. Orientation:

4-6.16.7. Tell-tale: optional. If provided, its function shall be performed by the tell-tale prescribed for the front and rear position lamps

X		
---	--	--

4-6.16.8. Electrical connections: the device shall light up only at the same time as the rear position lamps

X		
---	--	--

C = complying; NC = not complying; NA = not applicable

Job number: A0001688	Type: RN	Date of issue: 31/03/2025
Internal procedure applied PTA01 and IST37	Manufacturer: Zoomlion Agriculture Machinery Co., Ltd.	Page: 18 of 18

5. MEASURING INSTRUMENTS

Instrument	Make	Type	Remarks
Steel measuring tap	Tuo niao, China	TN5019/(0 ~ 5) m	Calibration expired on 23/10/2025
Digital inclinometer	Weidu, China	IP65(±90°)	Calibration expired on 23/10/2025

6. REMARKS

(report remarks, irregularity, non compliance items)

7. CONCLUSIONS

On the basis of checks carried out and of what stated in the information folder provided by the manufacturer, it is hereby certified that the vehicle(s) referred to in pt. 0.2. meet(s) the requirements of (EU) Regulation 2015/208, Annex XII as last amended by (EU) Regulation 2020/540.

31/03/2025
Date of issue


Yueguang Ren
Inspector


Fabrizio Comi
Technical Responsible

Job number: A0001688	Type: RN	Date of issue: 31/03/2025
Internal procedure applied PTA01 and IST37	Manufacturer: Zoomlion Agriculture Machinery Co., Ltd.	Page: 1 of 3

Subject:	Vehicle occupant protection, including interior fittings, head restraints, seat belts, vehicle doors
EU Regulatory act:	2015/208, Annex XIII – 2020/540
Inspector:	Yueguang Ren
Inspection site:	COTTEC (China Official Tractor Test and Evaluation Center) Luoyang, Henan, P.R. China
Date of inspection:	06/03/2025

0. GENERAL INFORMATION CONCERNING VEHICLES

0.1.	Make(s) (trade name of the manufacturer):	ZOOMLION	
0.2.	Type:	RN	
0.2.1	Variants/Versions:	Variants:	Versions:
		RN904	
		RN1304	
0.3	Category, subcategory and speed index of vehicle:	T1a	
0.4	Company name and address of manufacturer:	Zoomlion Agriculture Machinery Co., Ltd. No. 16, E'xi Road, Sanshan Economic Development Zone, Wuhu City, Anhui 241080, P.R. China	
0.4.1	Name(s) and address(es) of assembly plant(s):	Henan Zoomlion Intelligent Agriculture Machinery Co., Ltd. 98# Songcheng Road, Kaifeng District, Henan Pilot Free Trade Zone, Henan Province 471000, P.R. China	
0.4.2	Name and address of manufacturer's authorised representative:	Zoomlion Europe GmbH Lohrgraben 2, 55444, Waldlaubersheim / Germany	

1. INFORMATION CONCERNING THE VEHICLE SUBMITTED FOR TESTS

Type	Variant	Version	VIN ⁽¹⁾
RN	RN1304	/	ZLARN130PS0000202

⁽¹⁾ This code has the only purpose to identify the vehicle submitted for tests

2. PRELIMINARY REMARKS

The vehicle submitted for tests conforms to the information document no. ZOOMLION RN-167-00 dated 25/03/2025 provided by manufacturer. The tested vehicle is representative of the type to be approved.

Job number: A0001688	Type: RN	Date of issue: 31/03/2025
Internal procedure applied PTA01 and IST37	Manufacturer: Zoomlion Agriculture Machinery Co., Ltd.	Page: 2 of 3

3. INFORMATION RELEVANT FOR THE CONDUCT AND THE EVALUATION OF TESTS (DECLARED BY THE MANUFACTURER AND VERIFIED)

3.1	Driver's seat				
3.1.1	Make:	GRAMMER			
3.1.2	Type:	MSG283-00-W2			
3.1.3	Longitudinal adjustment:	Y	±75	N	
3.1.4	Vertical adjustment:	Y	±30	N	
3.1.5	Suspension:	Y	±30	N	
3.1.6	Index point:	See drawing ZOOMLION RN-167-00-B25 of information document			

4. CHECK OF SPECIFICATIONS

4-P2 Interior fittings

	Requirement	C	NC	NA	Remarks
4-P2-1.1	Interior parts of the passenger compartment, excluding side doors, with all doors, windows and access lids in the closed position				
4-P2-1.1.1	Environment of driving seat and passenger seats, if fitted				
4-P2-1.1.1.1	The safety distance zone A above the SIP of the driving seat and located in front of it, as shown in figure 1 of Annex A, shall not contain any dangerous roughness or sharp edges, likely to increase the risk of serious injury to the occupants.	X			
4-P2-1.1.1.2	The safety distance zone A, whose centre is 670 mm above the centre of the front edge of the front passenger seat, if fitted, and located in front of it, as shown in figure 2 of Annex A, shall not contain any dangerous roughness or sharp edges, likely to increase the risk of serious injury to the occupants.	X			
4-P2-1.1.1.3	In the case of vehicles equipped with steering wheel and bench seats or bucket seats in more than one row, the environment of the rear passenger seats, if fitted, shall comply with the requirements of Annex XVII of the Regulation (EU) No 3/2014.			X	Only one driving seat
4-P2-1.1.2	Parts that are likely to be contacted by the driver or passengers shall have no sharp edges or rough surfaces hazardous to the occupants.	X			
4-P2-1.1.3	Tractors with max design speed > 40 km/h			X	
4-P2-1.1.4	Tractors with max design speed > 60 km/h			X	
4-P2-1.1.5	Shelves and other similar items, if fitted, shall be so designed and constructed that their supports in no case have protruding edges.	X			

Job number: A0001688	Type: RN	Date of issue: 31/03/2025
Internal procedure applied PTA01 and IST37	Manufacturer: Zoomlion Agriculture Machinery Co., Ltd.	Page: 3 of 3

	Requirement	C	NC	NA	Remarks
4-P2-1.1.6	Other items of equipment in the vehicle not covered by the preceding points such as seat slide rails, equipment for regulating the horizontal or vertical part of the seat, devices for retracting safety belts, etc. shall not be subject to any of these provisions if they are situated below a horizontal plane passing through the seat index point of each seat, even though the occupant is likely to come into contact with such items.	<input checked="" type="checkbox"/>	<input type="checkbox"/>	<input type="checkbox"/>	
4-P3	Head restraints, if fitted shall comply with the provisions of UNECE Regulation No 25.	<input type="checkbox"/>	<input type="checkbox"/>	<input checked="" type="checkbox"/>	
4-P4	The requirements laid down in Article 21 of Delegated Regulation (EU) No 1322/2014 shall apply.	<input checked="" type="checkbox"/>	<input type="checkbox"/>	<input type="checkbox"/>	
4-P5	Vehicle doors, with powered windows and powered roof hatches, if fitted, shall comply with paragraphs 5.8.1 to 5.8.5 of UNECE Regulation No 21.	<input type="checkbox"/>	<input type="checkbox"/>	<input checked="" type="checkbox"/>	

C = complying; NC = not complying; NA = not applicable

5. MEASURING INSTRUMENTS

Instrument	Make	Type	Remarks
Steel measuring tap	Tuo niao, China	TN5019/(0 ~ 5) m	Calibration expired on 23/10/2025

6. REMARKS

(report remarks, irregularity, non compliance items)

/

7. CONCLUSIONS

On the basis of checks carried out and of what stated in the information folder provided by the manufacturer, it is hereby certified that the vehicle(s) referred to in pt. 0.2. meet(s) the requirements of (EU) Regulation 2015/208, Annex XIII as last amended by (EU) Regulation 2020/540.

31/03/2025

Date of issue


Yueguang Ren
Inspector


Fabrizio Comi
Technical Responsible

Job number: A0001688	Type: RN	Date of issue: 31/03/2025
Internal procedure applied PTA01 and IST37	Manufacturer: Zoomlion Agriculture Machinery Co., Ltd.	Page: 1 of 1

Figure 1

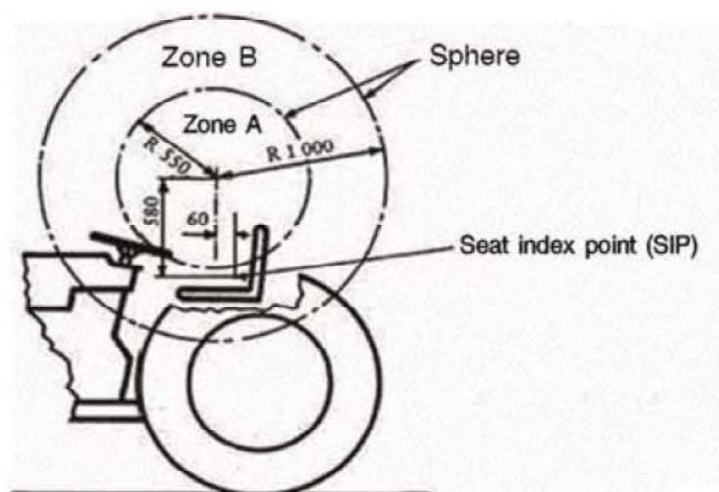
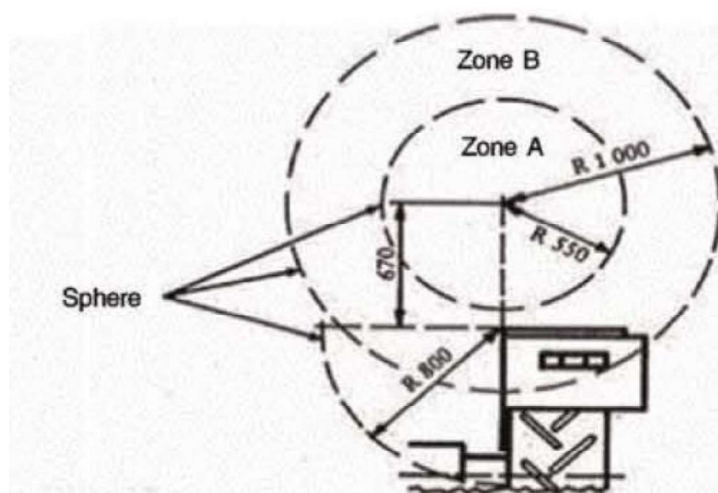


Figure 2



Job number: A0001688	Type: RN	Date of issue: 31/03/2025
Internal procedure applied PTA01 and IST37	Manufacturer: Zoomlion Agriculture Machinery Co., Ltd.	Page: 1 of 3

Subject:	Vehicle exterior and accessories, cat. T, C
EU Regulatory act:	2015/208, Annex XIV – 2020/540
Inspector:	Yueguang Ren
Inspection site:	COTTEC (China Official Tractor Test and Evaluation Center) Luoyang, Henan, P.R. China
Date of inspection:	06/03/2025

0. GENERAL INFORMATION CONCERNING VEHICLES

0.1.	Make(s) (trade name of the manufacturer):	ZOOMLION	
0.2.	Type:	RN	
0.2.1	Variants/Versions:	Variants:	Versions:
		RN904	
		RN1304	
0.3	Category, subcategory and speed index of vehicle:	T1a	
0.4	Company name and address of manufacturer:	Zoomlion Agriculture Machinery Co., Ltd. No. 16, E'xi Road, Sanshan Economic Development Zone, Wuhu City, Anhui 241080, P.R. China	
0.4.1	Name(s) and address(es) of assembly plant(s):	Henan Zoomlion Intelligent Agriculture Machinery Co., Ltd. 98# Songcheng Road, Kaifeng District, Henan Pilot Free Trade Zone, Henan Province 471000, P.R. China	
0.4.2	Name and address of manufacturer's authorised representative:	Zoomlion Europe GmbH Lohrgraben 2, 55444, Waldlaubersheim / Germany	

1. INFORMATION CONCERNING THE VEHICLE SUBMITTED FOR TESTS

Type	Variant	Version	VIN ⁽¹⁾
RN	RN1304	/	ZLARN130PS0000202

⁽¹⁾ This code has the only purpose to identify the vehicle submitted for tests

2. PRELIMINARY REMARKS

The vehicle submitted for tests conforms to the information document no. ZOOMLION RN-167-00 dated 25/03/2025 provided by manufacturer. The tested vehicle is representative of the type to be approved.

Job number: A0001688	Type: RN	Date of issue: 31/03/2025
Internal procedure applied PTA01 and IST37	Manufacturer: Zoomlion Agriculture Machinery Co., Ltd.	Page: 2 of 3

3. INFORMATION RELEVANT FOR THE CONDUCT AND THE EVALUATION OF TESTS (DECLARED BY THE MANUFACTURER AND VERIFIED)

3.1	Masses and dimensions
3.1.1	Dimensions
3.1.1.1	Width (at the outermost part of the tyres) (min) : (mm) 2209
3.2	Suspension
3.2.1	Type: hydraulic/pneumatic/mechanical/none
3.2.2	Level adjustment: Y N
3.3	Wheels and tyres
3.3.1	Tyres
3.3.1.1	Dimensions of the highest permissible tyres:
	- front axle: 320/85R24
	- rear axle: 420/85R34

4. CHECKS AND TESTS

4.1	Test conditions
4.1.1	Tractor conditions:
4.1.1.1	Laden mass: Y N
4.1.1.2	Suspensions: Not applicable
4.1.2	Test surface: Flat

4-3 CHECK OF REQUIREMENTS

	Requirement	C	NC	NA	Remarks
4-3.1	The external surface of the vehicle shall not exhibit, directed outwards, any pointed or sharp parts, rough surfaces, or any projections of such shape, dimensions, direction or hardness as to be likely to increase the risk or seriousness of bodily injury to a person hit by the external surface or brushing against it in the event of a collision.	X			
4-3.2	The external surfaces on each side of the vehicle shall not exhibit, directed outwards, any parts likely to catch on pedestrians, cyclists or motor cyclists.	X			
4-3.3	No protruding part of the external surface shall have a radius of curvature less than 2,5 mm	X			
	Each external part with edges shall be positioned so that the outside face of such part shall be flat and without edges.	X			
	For parts which protrude more than 1,5 mm, but less than 5 mm, it is sufficient that the outward facing angles of such parts are blunted.	X			
4-3.4	Protruding parts of the external surface, made of a material of hardness not exceeding 60 Shore A, may have a radius of curvature less than 2,5 mm. Hardness measurement can be replaced by a hardness value declaration from the manufacturer of the component.	X			

Job number: A0001688	Type: RN	Date of issue: 31/03/2025
Internal procedure applied PTA01 and IST37	Manufacturer: Zoomlion Agriculture Machinery Co., Ltd.	Page: 3 of 3

	Requirement	C	NC	NA	Remarks
4-3.6	For connecting structures on ROPS of T2, C2, T3 and C3 category tractors only point 4-3.1 shall apply.	<input type="checkbox"/>	<input type="checkbox"/>	<input checked="" type="checkbox"/>	T1a
4-3.7	For side direction indicator lamps, end outline marker lamps, front and rear position (side) lamps, parking lamps, retro-reflectors, signalling panels, working lamps, SMV rear marking plates, including their supports, only points 4-3.1 and 4-3.2 shall apply.	<input checked="" type="checkbox"/>	<input type="checkbox"/>	<input type="checkbox"/>	

C = complying; NC = not complying; NA = not applicable

5. MEASURING INSTRUMENTS

Instrument	Make	Type	Remarks
Steel measuring tap	Tuo niao, China	TN5019/(0 ~ 5) m	Calibration expired on 23/10/2025

6. REMARKS

(report remarks, irregularity, non compliance items)

7. CONCLUSIONS

On the basis of checks carried out and of what stated in the information folder provided by the manufacturer, it is hereby certified that the vehicle(s) referred to in pt. 0.2. meet(s) the requirements of (EU) Regulation 2015/208, Annex XIV as last amended by (EU) Regulation 2020/540.

31/03/2025
Date of issue


Yueguang Ren
Inspector


Fabrizio Comi
Technical Responsible

Job number: A0001688	Type: RN	Date of issue: 31/03/2025
Internal procedure applied PTA01 and IST37	Manufacturer: Zoomlion Agriculture Machinery Co., Ltd.	Page: 1 of 2

Subject:	Electromagnetic compatibility
EU Regulatory act:	2015/208 Annex XV – 2020/540
Inspector:	Yueguang Ren
Inspection site:	COTTEC (China Official Tractor Test and Evaluation Center) Luoyang, Henan, P.R. China
Date of inspection:	21/03/2025 to 25/03/2025

0. GENERAL INFORMATION CONCERNING VEHICLES

0.1.	Make(s) (trade name of the manufacturer):	ZOOMLION	
0.2.	Type:	RN	
0.2.1	Variants/Versions:	Variants:	Versions:
		RN904	
		RN1304	
0.3	Category, subcategory and speed index of vehicle:	T1a	
0.4	Company name and address of manufacturer:	Zoomlion Agriculture Machinery Co., Ltd. No. 16, E'xi Road, Sanshan Economic Development Zone, Wuhu City, Anhui 241080, P.R. China	
0.4.1	Name(s) and address(es) of assembly plant(s):	Henan Zoomlion Intelligent Agriculture Machinery Co., Ltd. 98# Songcheng Road, Kaifeng District, Henan Pilot Free Trade Zone, Henan Province 471000, P.R. China	
0.4.2	Name and address of manufacturer's authorised representative:	Zoomlion Europe GmbH Lohrgraben 2, 55444, Waldlaubersheim / Germany	

1. INFORMATION CONCERNING THE VEHICLE SUBMITTED FOR TESTS

Type	Variant	Version	VIN ⁽¹⁾
RN	RN1304	/	ZLARN130PS0000202

⁽¹⁾ This code has the only purpose to identify the vehicle submitted for tests.

Having regard to the test report code WT25F6010900021 dated 26/03/2025 issued by Shanghai Motor Vehicle Inspection Certification & Tech Innovation Center Co., Ltd. annexed to information folder and considered valid, the tractors listed in pt. 0.2. have not been tested by ECO's inspector.

Tests have been carried out by a qualified technician of Yueguang Ren, in presence of ECO's inspector, according to Regulation (EU) 2015/208 as last amended by Regulation (EU) 2020/540.

ECO S.p.A. takes responsibility for test results.

1. REMARKS

Variant RN904 have the same battery voltage, wiring arrangements, electrical scheme, controller and the shield system as variant RN1304. So the test result of variant RN1304 can cover the variant RN904.

Inspection Report

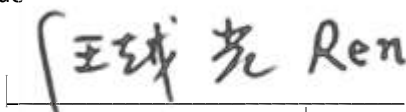
Regulation (EU) 2015/208 Annex XV
no. ZOA-RN-2015_208-XV-00

Job number: A0001688	Type: RN	Date of issue: 31/03/2025
Internal procedure applied PTA01 and IST37	Manufacturer: Zoomlion Agriculture Machinery Co., Ltd.	Page: 2 of 2

2. CONCLUSIONS

On the basis of checks carried out and of what stated in the information folder provided by the manufacturer, it is hereby certified that the vehicle(s) referred to in pt. 0.2. meet(s) the requirements of Regulation (EU) 2015/208, Annex XV as last amended by Regulation (EU) 2020/540.

31/03/2025
Date of issue



Yueguang Ren
Inspector



Fabrizio Comi
Technical Responsible

Job number: A0001688	Type: RN	Date of issue: 31/03/2025
Internal procedure applied PTA01 and IST37	Manufacturer: Zoomlion Agriculture Machinery Co., Ltd.	Page: 1 of 3

Subject:	Audible warning device
EU Regulatory act:	2015/208, Annex XVI – 2020/540
Inspector:	Yueguang Ren
Inspection site:	COTTEC (China Official Tractor Test and Evaluation Center) Luoyang, Henan, P.R. China
Date of inspection:	11/03/2025

0. GENERAL INFORMATION CONCERNING VEHICLES

0.1.	Make(s) (trade name of the manufacturer):	ZOOMLION	
0.2.	Type:	RN	
0.2.1	Variants/Versions:	Variants:	Versions:
		RN904	
		RN1304	
0.3	Category, subcategory and speed index of vehicle:	T1a	
0.4	Company name and address of manufacturer:	Zoomlion Agriculture Machinery Co., Ltd. No. 16, E'xi Road, Sanshan Economic Development Zone, Wuhu City, Anhui 241080, P.R. China	
0.4.1	Name(s) and address(es) of assembly plant(s):	Henan Zoomlion Intelligent Agriculture Machinery Co., Ltd. 98# Songcheng Road, Kaifeng District, Henan Pilot Free Trade Zone, Henan Province 471000, P.R. China	
0.4.2	Name and address of manufacturer's authorised representative:	Zoomlion Europe GmbH Lohrgraben 2, 55444, Waldlaubersheim / Germany	

1. INFORMATION CONCERNING THE VEHICLE SUBMITTED FOR TESTS

Type	Variant	Version	VIN ⁽¹⁾
RN	RN1304	/	ZLARN130PS0000202

⁽¹⁾ This code has the only purpose to identify the vehicle submitted for tests.

2. PRELIMINARY REMARKS

The vehicle submitted for tests conforms to the information document no. ZOOMLION RN-167-00 dated 25/03/2025 provided by manufacturer. The tested vehicle is representative of the type to be approved.

Job number: A0001688	Type: RN	Date of issue: 31/03/2025
Internal procedure applied PTA01 and IST37	Manufacturer: Zoomlion Agriculture Machinery Co., Ltd.	Page: 2 of 3

3. INFORMATION RELEVANT FOR THE CONDUCT AND THE EVALUATION OF TESTS (DECLARED BY THE MANUFACTURER AND VERIFIED)

3.1	Audible warning device	
3.1.1	EU/ECE approval mark:	E3 II 007075
3.1.2	Power supply rated voltage : (V)	12

4. CHECKS AND TESTS

4.1 TEST CONDITIONS

4.1.1	Tractor conditions:	Engine turn off
4.1.2	Test site:	COTTEC
4.1.3	Environment conditions	
	- wind : (m/s)	0.2
	- background sound level : (dB(A))	53.4

4.2 TEST RESULTS

4.2.1	Conditions of measurement:	Conducted at a height between 0,5 and 1,5 metres above ground level.
4.2.2	Measured max sound-pressure value	
	- audible warning device, EC mark	
	• (II) E3 00 7002 : (dB(A))	/
	• (II) E3 00 7017 : (dB(A))	/
	• (II) E3 00 7075 : (dB(A))	99.9
4.2.3	Max permitted value : (dB(A))	112

5. MEASURING INSTRUMENTS

Instrument	Make	Type	Remarks
Sound level meter	Rion, Japan	NL-52	Calibration expired on 05/06/2025
Sound level calibrator	Rion, Japan	NL-74	Calibration expired on 05/06/2025

6. REMARKS

(report remarks, irregularity, non compliance items)

/

Inspection Report

Regulation (EU) 2015/208, Annex XVI
no. ZOA-RN-2015_208-XVI-00

Job number: A0001688	Type: RN	Date of issue: 31/03/2025
Internal procedure applied PTA01 and IST37	Manufacturer: Zoomlion Agriculture Machinery Co., Ltd.	Page: 3 of 3

7. CONCLUSIONS

On the basis of checks carried out and of what stated in the information folder provided by the manufacturer, it is hereby certified that the vehicle(s) referred to in pt. 0.2. meet(s) the requirements of Regulation (EU) 2015/208, Annex XVI as last amended by Regulation (EU) 2020/540.

31/03/2025
Date of issue


Yueguang Ren
Inspector


Fabrizio Comi
Technical Responsible

Job number: A0001688	Type: RN	Date of issue: 31/03/2025
Internal procedure applied PTA01 and IST37	Manufacturer: Zoomlion Agriculture Machinery Co., Ltd.	Page: 1 of 3

Subject:	Heating systems
EU Regulatory act:	2015/208, Annex XVII – 2020/540
Inspector:	Yueguang Ren
Inspection site:	COTTEC (China Official Tractor Test and Evaluation Center) Luoyang, Henan, P.R. China
Date of inspection:	13/03/2025 to 15/03/2025

0. GENERAL INFORMATION CONCERNING VEHICLES

0.1.	Make(s) (trade name of the manufacturer):	ZOOMLION	
0.2.	Type:	RN	
0.2.1	Variants/Versions:	Variants:	Versions:
		RN904	
		RN1304	
0.3	Category, subcategory and speed index of vehicle:	T1a	
0.4	Company name and address of manufacturer:	Zoomlion Agriculture Machinery Co., Ltd. No. 16, E'xi Road, Sanshan Economic Development Zone, Wuhu City, Anhui 241080, P.R. China	
0.4.1	Name(s) and address(es) of assembly plant(s):	Henan Zoomlion Intelligent Agriculture Machinery Co., Ltd. 98# Songcheng Road, Kaifeng District, Henan Pilot Free Trade Zone, Henan Province 471000, P.R. China	
0.4.2	Name and address of manufacturer's authorised representative:	Zoomlion Europe GmbH Lohrgraben 2, 55444, Waldlaubersheim / Germany	

1. INFORMATION CONCERNING THE VEHICLE SUBMITTED FOR TESTS

Type	Variant	Version	VIN
RN	RN1304	/	ZLARN130PS0000202

2. PRELIMINARY REMARKS

The vehicle submitted for tests conforms to the information document no. ZOOMLION RN-167-00 dated 25/03/2025 provided by manufacturer. The tested vehicle is representative of the type to be approved.

3. INFORMATION RELEVANT FOR THE CONDUCT AND THE EVALUATION OF TESTS

NA

4. CHECKS AND TESTS

4.1	Air-conditioning system test (ISO 14269-2, clause 8)	
4.1.1.	Ambient temperatures	
	dry bulb (°C):	38.5
	wet bulb (°C):	27.2
4.1.2.	Air velocity (8.1.2.3, 5 m/s max) (m/s):	3.1
4.1.3.	Enclosure temperatures at end of test	

Inspection Report

Regulation (EU) 2015/208, Annex XVII
no. ZOA-RN-2015_208-XVII-00

Job number: A0001688	Type: RN	Date of issue: 31/03/2025
Internal procedure applied PTA01 and IST37	Manufacturer: Zoomlion Agriculture Machinery Co., Ltd.	Page: 2 of 3

	dry bulb (average) (°C):	24.1
	wet bulb (°C):	17.1
4.1.4.	Dry bulb temperature differences for enclosure measurement at end of test (°C):	0.2
4.1.5.	Minimum performance achieved (8.2):	YES / NO
4.1.6.	Enclosure pressure (Pa):	53
4.1.7.	Setting of adjustable controls:	Maximum cooling capacity
4.1.8.	Solar heating:	natural <input type="checkbox"/> simulated <input type="checkbox"/> none <input checked="" type="checkbox"/>
	- solar radiant energy (W/m²):	Not applicable
4.1.9.	Method of engine loading (if applicable):	Loaded by a mobile dynamometer
4.1.10.	Duration of test (min):	60
4.2	Heater system test (ISO 14269-2, clause 9)	
4.2.1.	Ambient dry bulb temperature (°C):	-12
4.2.2.	Air velocity (9.1.2.2, 5 m/s max) (m/s):	3.4
4.2.3.	Enclosure temperatures at end of test	
	dry bulb (average) (°C):	25.8
	wet bulb (°C):	15.1
4.2.4.	Dry bulb temperature differences for enclosure measurement at end of test (°C):	0.2
4.2.5.	Minimum performance achieved (9.2):	YES / NO
4.2.6.	Enclosure pressure (Pa):	51
4.2.7.	Setting of adjustable controls:	Maximum heating capacity
4.2.8.	Method of engine loading (if applicable):	Loaded by a mobile dynamometer
4.2.9.	Duration of test (min):	60
4.3	Ventilation test (ISO 14269-2, clause 10)	
4.3.1.	Ambient dry bulb temperature (°C):	28.4
4.3.2.	Air velocity (9.1.2.2, 5 m/s max) (m/s):	3.3
4.3.3.	Dry bulb temperature differences for enclosure measurement at end of test (°C):	0.3
4.3.4.	Minimum performance achieved (6):	YES / NO
4.3.5.	Enclosure pressure (Pa):	52
4.3.6.	Setting of adjustable controls:	Maximum ventilation capacity
4.3.7.	Solar heating:	natural <input type="checkbox"/> simulated <input type="checkbox"/> none <input checked="" type="checkbox"/>
	- solar radiant energy (W/m²):	Not applicable
4.3.8.	Method of engine loading (if applicable):	Loaded by a mobile dynamometer
4.3.9.	Duration of test (min):	60

5. MEASURING INSTRUMENTS

Instrument	Make	Type	Calibration expiry date	Remarks
Mobile dynamometer	Maha, Germany	LPS MZW-300	04/11/2025	/
Weather meter	Kestrel	NK3500	28/10/2025	/

Inspection Report

Regulation (EU) 2015/208, Annex XVII
no. ZOA-RN-2015_208-XVII-00

Job number: A0001688	Type: RN	Date of issue: 31/03/2025
Internal procedure applied PTA01 and IST37	Manufacturer: Zoomlion Agriculture Machinery Co., Ltd.	Page: 3 of 3

6. REMARKS

(report remarks, irregularity, noncompliance items)

7. CONCLUSIONS

On the basis of checks carried out and of what stated in the information folder provided by the manufacturer, it is hereby certified that the vehicle(s) referred to in pt. 0.2. meet(s) the requirements of (EU) Regulation 2015/208, Annex XVII as last amended by (EU) Regulation 2020/540.

31/03/2025

Place and date of issue



Yueguang Ren
Inspector



Fabrizio Comi
Technical Responsible

Inspection Report

Regulation (EU) 2015/208, Annex XVIII
no. ZOA-RN-2015_208-XVIII-00

Job number: A0001688	Type: RN	Date of issue: 31/03/2025
Internal procedure applied PTA01 and IST37	Manufacturer: Zoomlion Agriculture Machinery Co., Ltd.	Page: 1 of 2

Subject:	Devices to prevent unauthorised use, vehicles cat. T, C
EU Regulatory act:	2015/208, Annex XVIII – 2020/540
Inspector:	Yueguang Ren
Inspection site:	COTTEC (China Official Tractor Test and Evaluation Center) Luoyang, Henan, P.R. China
Date of inspection:	06/03/2025

0. GENERAL INFORMATION CONCERNING VEHICLES

0.1.	Make(s) (trade name of the manufacturer):	ZOOMLION	
0.2.	Type:	RN	
0.2.1	Variants/Versions:	Variants:	Versions:
		RN904	
		RN1304	
0.3	Category, subcategory and speed index of vehicle:	T1a	
0.4	Company name and address of manufacturer:	Zoomlion Agriculture Machinery Co., Ltd. No. 16, E'xi Road, Sanshan Economic Development Zone, Wuhu City, Anhui 241080, P.R. China	
0.4.1	Name(s) and address(es) of assembly plant(s):	Henan Zoomlion Intelligent Agriculture Machinery Co., Ltd. 98# Songcheng Road, Kaifeng District, Henan Pilot Free Trade Zone, Henan Province 471000, P.R. China	
0.4.2	Name and address of manufacturer's authorised representative:	Zoomlion Europe GmbH Lohrgraben 2, 55444, Waldlaubersheim / Germany	

1. INFORMATION CONCERNING THE VEHICLE SUBMITTED FOR TESTS

Type	Variant	Version	VIN ⁽¹⁾
RN	RN1304	/	ZLARN130PS0000202

⁽¹⁾ This code has the only purpose to identify the vehicle submitted for tests

2. PRELIMINARY REMARKS

The vehicle submitted for tests conforms to the information document no. ZOOMLION RN-167-00 dated 21/03/2025 provided by manufacturer. The tested vehicle is representative of the type to be approved.

3. INFORMATION RELEVANT FOR THE CONDUCT AND THE EVALUATION OF TESTS (DECLARED BY THE MANUFACTURER AND VERIFIED)

/

Job number: A0001688	Type: RN	Date of issue: 31/03/2025
Internal procedure applied PTA01 and IST37	Manufacturer: Zoomlion Agriculture Machinery Co., Ltd.	Page: 2 of 2

4. CHECKS AND TESTS

4-1. CHECKS OF REQUIREMENTS

	Requirement	C	NC	NA	Remarks
4-1.1	Starting and stopping the engine				
4-1.1.1	A means shall be provided to enable prevention of inadvertent and/or unauthorised starting of the engine. Examples of such means include but are not limited to:	X			
	- ignition or start switch with a removable key	X			
	- lockable cab	X			
	- lockable cover over the ignition or start switch			X	
	- security ignition or starting lock			X	
	- lockable battery disconnect switch			X	

C = complying; NC = not complying; NA = not applicable

5. MEASURING INSTRUMENTS

Instrument	Make	Type	Remarks
/	/	/	/

6. REMARKS

(report remarks, irregularity, non compliance items)

7. CONCLUSIONS

On the basis of checks carried out and of what stated in the information folder provided by the manufacturer, it is hereby certified that the vehicle(s) referred to in pt. 0.2. meet(s) the requirements of (EU) Regulation 2015/208, Annex XVIII as last amended by (EU) Regulation 2020/540.

31/03/2025

Date of issue

王瑞光 Ren
Yueguang Ren
Inspector

Fabrizio Comi
Fabrizio Comi
Technical Responsible

Job number: A0001688	Type: RN	Date of issue: 31/03/2025
Internal procedure applied PTA01 and IST37	Manufacturer: Zoomlion Agriculture Machinery Co., Ltd.	Page: 1 of 4

Subject:	Registration plates
EU Regulatory act:	2015/208, Annex XIX – 2020/540
Inspector:	Yueguang Ren
Inspection site:	COTTEC (China Official Tractor Test and Evaluation Center) Luoyang, Henan, P.R. China
Date of inspection:	06/03/2025

0. GENERAL INFORMATION CONCERNING VEHICLES

0.1.	Make(s) (trade name of the manufacturer):	ZOOMLION	
0.2.	Type:	RN	
0.2.1	Variants/Versions:	Variants:	Versions:
		RN904	
		RN1304	
0.3	Category, subcategory and speed index of vehicle:	T1a	
0.4	Company name and address of manufacturer:	Zoomlion Agriculture Machinery Co., Ltd. No. 16, E'xi Road, Sanshan Economic Development Zone, Wuhu City, Anhui 241080, P.R. China	
0.4.1	Name(s) and address(es) of assembly plant(s):	Henan Zoomlion Intelligent Agriculture Machinery Co., Ltd. 98# Songcheng Road, Kaifeng District, Henan Pilot Free Trade Zone, Henan Province 471000, P.R. China	
0.4.2	Name and address of manufacturer's authorised representative:	Zoomlion Europe GmbH Lohrgraben 2, 55444, Waldlaubersheim / Germany	

1. INFORMATION CONCERNING THE VEHICLE SUBMITTED FOR TESTS

Type	Variant	Version	VIN ⁽¹⁾
RN	RN1304	/	ZLARN130PS0000202

⁽¹⁾ This code has the only purpose to identify the vehicle submitted for tests

2. PRELIMINARY REMARKS

The vehicle submitted for tests conforms to the information document no. ZOOMLION RN-167-00 dated 25/03/2025 provided by manufacturer. The tested vehicle is representative of the type to be approved.

Job number: A0001688	Type: RN	Date of issue: 31/03/2025
Internal procedure applied PTA01 and IST37	Manufacturer: Zoomlion Agriculture Machinery Co., Ltd.	Page: 2 of 4

3. INFORMATION RELEVANT FOR THE CONDUCT AND THE EVALUATION OF TESTS (DECLARED BY THE MANUFACTURER AND VERIFIED)

3.1	Suspensions	
3.1.1	Type:	hydraulic/pneumatic/mechanical/none
3.1.2	Level adjustment:	Y N
3.2	Dimensions of the space for mounting the rear registration plate : (mm)	290 x 210

4. CHECKS AND TESTS

4.1	Test conditions	
4.1.1	Tractor conditions	
4.1.1.1	Unladen mass:	Y N
4.1.1.2	Suspension or device for automatic leveling:	Not applicable
4.1.2	Test surface:	

4-1. CHECK OF SHAPE AND DIMENSIONS OF THE SPACE FOR MOUNTING REAR REGISTRATION PLATES

Requirement

C NC NA Remarks

The space for mounting shall comprise a flat or virtually flat rectangular surface with the following minimum dimensions in width and height:

- 255 x 165 mm

X		
---	--	--

or

- 520 x 120 mm

		X
--	--	---

4-2. CHECK OF LOCATION OF THE SPACE FOR MOUNTING AND THE FIXING OF THE PLATES

Requirement

C NC NA Remarks

The space for mounting shall be such that, after correct fixing, the plates shall have the following characteristics:

4-2.1 Lateral position of the plate

The centre of the plate may not be further to the right than the plane of symmetry of the vehicle.

X		
---	--	--

The left lateral edge of the plate may not be further to the left than the vertical plane parallel to the plane of symmetry of the tractor and tangent to the point where the cross section of the tractor is at its widest.

X		
---	--	--

4-2.2 Position of the plate in relation to the longitudinal plane of symmetry of the vehicle

The plate shall be perpendicular or practically perpendicular to the plane of symmetry of the vehicle.

X		
---	--	--

Job number: A0001688	Type: RN	Date of issue: 31/03/2025
Internal procedure applied PTA01 and IST37	Manufacturer: Zoomlion Agriculture Machinery Co., Ltd.	Page: 3 of 4

	Requirement	C	NC	NA	Remarks
4-2.3	Position of the plate in relation to the vertical plane The plate shall be vertical within a tolerance of 5°. However, where the shape of the vehicle so requires, it may be inclined to the vertical:	<input checked="" type="checkbox"/>	<input type="checkbox"/>	<input type="checkbox"/>	
4-2.3.1	at not more than 30° when the surface bearing the registration number is inclined upwards, provided that the height of the upper edge of the plate is not more than 1,2 m from the ground;	<input type="checkbox"/>	<input type="checkbox"/>	<input checked="" type="checkbox"/>	
4-2.3.2	at not more than 15° when the surface bearing the registration number is inclined downwards, provided that the height of the upper edge of the plate is more than 1,2 m from the ground.	<input checked="" type="checkbox"/>	<input type="checkbox"/>	<input type="checkbox"/>	The height above road surface for upper edge of plate is 1688 mm.
4-2.4	Height of the plate from the ground The height of the lower edge of the plate above ground must be ≥ 0,3 m;	<input checked="" type="checkbox"/>	<input type="checkbox"/>	<input type="checkbox"/>	
	The height of the upper edge of the plate above ground must be ≤ 4 m.	<input checked="" type="checkbox"/>	<input type="checkbox"/>	<input type="checkbox"/>	
4-2.6	Geometrical visibility With reference to its external edges the geometrical requirements regarding visibility are:				
	- outwards				
	• left side edge: ≥ 30°	<input checked="" type="checkbox"/>	<input type="checkbox"/>	<input type="checkbox"/>	
	• right side edge: ≥ 30°	<input checked="" type="checkbox"/>	<input type="checkbox"/>	<input type="checkbox"/>	
	- upwards				
	• upper edge: ≥ 15°	<input checked="" type="checkbox"/>	<input type="checkbox"/>	<input type="checkbox"/>	
	- downwards				
	• lower edge: ≥ 0° or ≥ 15° if max height > 1,2 m	<input checked="" type="checkbox"/>	<input type="checkbox"/>	<input type="checkbox"/>	

C = complying; NC = not complying; NA = not applicable

5. MEASURING INSTRUMENTS

Instrument	Make	Type	Remarks
Steel measuring tap	Tuo niao, China	TN5019/(0 ~ 5) m	Calibration expired on 23/10/2025
Digital inclinometer	Weidu, China	IP65(±90°)	Calibration expired on 23/10/2025

Inspection Report

Regulation (EU) 2015/208, Annex XIX
no. ZOA-RN-2015_208-XIX-00

Job number: A0001688	Type: RN	Date of issue: 31/03/2025
Internal procedure applied PTA01 and IST37	Manufacturer: Zoomlion Agriculture Machinery Co., Ltd.	Page: 4 of 4

6. REMARKS

(report remarks, irregularity, non compliance items)

7. CONCLUSIONS

On the basis of checks carried out and of what stated in the information folder provided by the manufacturer, it is hereby certified that the vehicle(s) referred to in pt. 0.2. meet(s) the requirements of (EU) Regulation 2015/208, Annex XIX as last amended by (EU) Regulation 2020/540.

31/03/2025
Date of issue

王球光 Ren
Yueguang Ren
Inspector

Fabrizio Comi
Technical Responsible

Job number: A0001688	Type: RN	Date of issue: 31/03/2025
Internal procedure applied PTA01 and IST37	Manufacturer: Zoomlion Agriculture Machinery Co., Ltd.	Page: 1 of 4

Subject:	Statutory plates and markings (complete vehicle)
EU Regulatory act:	2015/208, Annex XX – 2020/540 2015/504, Annex IV – 2018/986
Inspector:	Yueguang Ren
Inspection site:	COTTEC (China Official Tractor Test and Evaluation Center) Luoyang, Henan, P.R. China
Date of inspection:	06/03/2025

0. GENERAL INFORMATION CONCERNING VEHICLES

0.1.	Make(s) (trade name of the manufacturer):	ZOOMLION	
0.2.	Type:	RN	
0.2.1	Variants/Versions:	Variants:	Versions:
		RN904	
		RN1304	
0.3	Category, subcategory and speed index of vehicle:	T1a	
0.4	Company name and address of manufacturer:	Zoomlion Agriculture Machinery Co., Ltd. No. 16, E'xi Road, Sanshan Economic Development Zone, Wuhu City, Anhui 241080, P.R. China	
0.4.1	Name(s) and address(es) of assembly plant(s):	Henan Zoomlion Intelligent Agriculture Machinery Co., Ltd. 98# Songcheng Road, Kaifeng District, Henan Pilot Free Trade Zone, Henan Province 471000, P.R. China	
0.4.2	Name and address of manufacturer's authorised representative:	Zoomlion Europe GmbH Lohrgraben 2, 55444, Waldlaubersheim / Germany	

1. INFORMATION CONCERNING THE VEHICLE SUBMITTED FOR TESTS

Type	Variant	Version	VIN ⁽¹⁾
RN	RN1304	/	ZLARN130PS0000202

⁽¹⁾ This code has the only purpose to identify the vehicle submitted for tests

2. PRELIMINARY REMARKS

The vehicle submitted for tests conforms to the information document no. ZOOMLION RN-167-00 dated 25/03/2025 provided by manufacturer. The tested vehicle is representative of the type to be approved.

3. INFORMATION RELEVANT FOR THE CONDUCT AND THE EVALUATION OF TESTS (DECLARED BY THE MANUFACTURER AND VERIFIED)

/

Job number: A0001688	Type: RN	Date of issue: 31/03/2025
Internal procedure applied PTA01 and IST37	Manufacturer: Zoomlion Agriculture Machinery Co., Ltd.	Page: 2 of 4

4. CHECKS AND TESTS

4-2. CHECKS OF GENERAL PROVISIONS

	Requirement	C	NC	NA	Remarks
4-2.1	All vehicles shall be provided with the plate and inscriptions	<input checked="" type="checkbox"/>	<input type="checkbox"/>	<input type="checkbox"/>	
	The plate and inscriptions shall be attached by the manufacturer	<input checked="" type="checkbox"/>	<input type="checkbox"/>	<input type="checkbox"/>	

4-3. CHECK OF STATUTORY PLATE

	Requirement	C	NC	NA	Remarks
4-3.1	A statutory plate shall be firmly attached in a conspicuous and readily accessible position on a part normally not subject to replacement during normal use, regular maintenance or repair.	<input checked="" type="checkbox"/>	<input type="checkbox"/>	<input type="checkbox"/>	
	It shall show clearly and indelibly this information:				
	- name of the manufacturer and trade name (only if different than the name of the manufacturer)	<input checked="" type="checkbox"/>	<input type="checkbox"/>	<input type="checkbox"/>	
	- vehicle category including the subcategory and the speed index	<input checked="" type="checkbox"/>	<input type="checkbox"/>	<input type="checkbox"/>	
	- EU type-approval number	<input checked="" type="checkbox"/>	<input type="checkbox"/>	<input type="checkbox"/>	
	- vehicle identification number (VIN)	<input checked="" type="checkbox"/>	<input type="checkbox"/>	<input type="checkbox"/>	
	- technically permissible maximum laden mass of the vehicle	<input checked="" type="checkbox"/>	<input type="checkbox"/>	<input type="checkbox"/>	
	- technically permissible maximum mass per axle	<input checked="" type="checkbox"/>	<input type="checkbox"/>	<input type="checkbox"/>	
	- for C-category vehicles, in addition, technically permissible maximum mass per set of track trains, and, in the same line, average contact pressure on the ground (this information must be combined with that provided for point above)	<input type="checkbox"/>	<input type="checkbox"/>	<input checked="" type="checkbox"/>	
	- technically permissible towable mass(es) for each chassis/ braking configuration of the towed vehicle	<input checked="" type="checkbox"/>	<input type="checkbox"/>	<input type="checkbox"/>	
	- for rigid drawbar or centre-axle R and S category vehicles, the vertical load on the coupling point (S)	<input type="checkbox"/>	<input type="checkbox"/>	<input checked="" type="checkbox"/>	
4-3.2	The manufacturer may give additional information below or to the side of the prescribed inscriptions outside a clearly marked area which shall enclose only the information prescribed in points above	<input checked="" type="checkbox"/>	<input type="checkbox"/>	<input type="checkbox"/>	

Job number: A0001688	Type: RN	Date of issue: 31/03/2025
Internal procedure applied PTA01 and IST37	Manufacturer: Zoomlion Agriculture Machinery Co., Ltd.	Page: 3 of 4

4-4. CHECK OF VEHICLE IDENTIFICATION NUMBER

	Requirement	C	NC	NA	Remarks
	The vehicle identification number is a fixed combination of characters. Its purpose is to ensure that every vehicle, and in particular its type, can be clearly identified over a period of 30 years. The VIN shall comply with the requirements of the standard ISO 10261:2002 or ISO 3779:2009	<input checked="" type="checkbox"/>	<input type="checkbox"/>	<input type="checkbox"/>	
4-4.1	The VIN shall be marked on the statutory plate, as well as on the chassis, frame or a similar structure	<input checked="" type="checkbox"/>	<input type="checkbox"/>	<input type="checkbox"/>	
4-4.2	It shall, wherever possible, be entered on a single line	<input checked="" type="checkbox"/>	<input type="checkbox"/>	<input type="checkbox"/>	
4-4.3	It shall be marked on the chassis or other similar structure, where possible on the front right-hand side of the vehicle.	<input checked="" type="checkbox"/>	<input type="checkbox"/>	<input type="checkbox"/>	
4-4.4	It shall be hammered, punched, etched or laser-engraved directly onto an easily accessible part, preferably on the front right side of the vehicle, in a way which avoids obliteration, alteration and removal.	<input checked="" type="checkbox"/>	<input type="checkbox"/>	<input type="checkbox"/>	

4-5. CHECK OF CHARACTERS

Requirement	C	NC	NA	Remarks
Characters marked directly on the chassis, frame or similar structure, shall have a minimum height of 7 mm or 4 mm where the available surface for marking is less than a circle with a 28 mm radius	<input checked="" type="checkbox"/>	<input type="checkbox"/>	<input type="checkbox"/>	
Characters marked on the statutory plate shall have a minimum height of 4 mm.	<input checked="" type="checkbox"/>	<input type="checkbox"/>	<input type="checkbox"/>	

C = complying; NC = not complying; NA = not applicable

5. MEASURING INSTRUMENTS

Instrument	Make	Type	Remarks
/	/	/	/

6. REMARKS

(report remarks, irregularity, non compliance items)

/

Inspection Report

Regulation (EU) 2015/208, Annex XX
no. ZOA-RN-2015_208-XX-00

Job number: A0001688	Type: RN	Date of issue: 31/03/2025
Internal procedure applied PTA01 and IST37	Manufacturer: Zoomlion Agriculture Machinery Co., Ltd.	Page: 4 of 4

7. CONCLUSIONS

On the basis of checks carried out and of what stated in the information folder provided by the manufacturer, it is hereby certified that the vehicle(s) referred to in pt. 0.2. meet(s) the requirements of (EU) Regulation 2015/208, Annex XX as last amended by (EU) Regulation 2020/540.

31/03/2025
Date of issue

王城光 Ren
Yueguang Ren
Inspector

Fabrizio Comi
Fabrizio Comi
Technical Responsible

Job number: A0001688	Type: RN	Date of issue: 31/03/2025
Internal procedure applied PTA01 and IST37	Manufacturer: Zoomlion Agriculture Machinery Co., Ltd.	Page: 1 of 5

Subject:	Dimensions and trailer masses
EU Regulatory act:	2015/208, Annex XXI – 2020/540
Inspector:	Yueguang Ren
Inspection site:	COTTEC (China Official Tractor Test and Evaluation Center) Luoyang, Henan, P.R. China
Date of inspection:	06/03/2025

0. GENERAL INFORMATION CONCERNING VEHICLES

0.1.	Make(s) (trade name of the manufacturer):	ZOOMLION	
0.2.	Type:	RN	
0.2.1	Variants/Versions:	Variants:	Versions:
		RN904	
		RN1304	
0.3	Category, subcategory and speed index of vehicle:	T1a	
0.4	Company name and address of manufacturer:	Zoomlion Agriculture Machinery Co., Ltd. No. 16, E'xi Road, Sanshan Economic Development Zone, Wuhu City, Anhui 241080, P.R. China	
0.4.1	Name(s) and address(es) of assembly plant(s):	Henan Zoomlion Intelligent Agriculture Machinery Co., Ltd. 98# Songcheng Road, Kaifeng District, Henan Pilot Free Trade Zone, Henan Province 471000, P.R. China	
0.4.2	Name and address of manufacturer's authorised representative:	Zoomlion Europe GmbH Lohrgraben 2, 55444, Waldlaubersheim / Germany	

1. INFORMATION CONCERNING THE VEHICLE SUBMITTED FOR TESTS

Type	Variant	Version	VIN ⁽¹⁾
RN	RN1304	/	ZLARN130PS0000202

⁽¹⁾ This code has the only purpose to identify the vehicle submitted for tests

2. PRELIMINARY REMARKS

The vehicle submitted for tests conforms to the information document no. ZOOMLION RN-167-00 dated 25/03/2025 provided by manufacturer. The tested vehicle is representative of the type to be approved.

Job number: A0001688	Type: RN	Date of issue: 31/03/2025
Internal procedure applied PTA01 and IST37	Manufacturer: Zoomlion Agriculture Machinery Co., Ltd.	Page: 2 of 5

3. INFORMATION RELEVANT FOR THE CONDUCT AND THE EVALUATION OF TESTS (DECLARED BY THE MANUFACTURER AND VERIFIED)

3.0.	Variant/version	RN1304
3.1	Masses and dimensions	
3.1.1	Dimensions (maximum values)	
3.1.1.1	Length : (mm)	4730
3.1.1.2	Width : (mm)	2209
3.1.1.3	Height : (mm)	2970
3.1.2	Masses	
3.1.2.1	Laden mass (C) : (kg)	6680
	- distribution of this mass among the axles	
	• 1 st axle : (kg)	2510
	• 2 nd axle : (kg)	4170
3.1.2.2	Towable mass (T)	
	- unbraked : (kg)	2500
	- inertia-braked : (kg)	5000
	- hydraulic braked : (kg)	/
	- pneumatic braked : (kg)	10000
3.2	Suspension	
3.2.1	Type:	hydraulic/pneumatic/mechanical/none
3.2.2	Level adjustment:	Y N
3.3	Mechanical coupling(s):	
3.3.1	Clevis	
3.3.1.1	Make:	ZOOMLION
3.3.1.2	Type:	015713035QAA10000
3.3.1.3	EU type-approval:	e49*2015/208*2018/829NS*1004*00
3.3.1.4	Maximum horizontal load/D-Value:	Not applicable
3.3.1.5	Towable mass (T-Value):	10 tonnes
3.3.1.6	Maximum vertical load (S):	1000 kg
3.3.2	No-swivel clevis	Not this case
3.3.2.1	Make:	
3.3.2.2	Type:	
3.3.2.3	UE type-approval:	
3.3.2.4	Maximum horizontal load/D-Value:	
3.3.2.5	Towable mass (T-Value):	
3.3.2.6	Maximum vertical load (S):	
3.3.3	Tractor drawbar	
3.3.3.1	Make:	ZOOMLION
3.3.3.2	Type:	015713035QAA20000
3.3.3.3	UE type-approval:	e49*2015/208*2018/829NS*1006*00
3.3.3.4	Maximum horizontal load/D-Value:	Not applicable
3.3.3.5	Towable mass (T-Value):	8 tonnes
3.3.3.6	Maximum vertical load (S):	0 kg

Job number: A0001688	Type: RN	Date of issue: 31/03/2025
Internal procedure applied PTA01 and IST37	Manufacturer: Zoomlion Agriculture Machinery Co., Ltd.	Page: 3 of 5

4. CHECKS AND TESTS

4.1	Test conditions			
4.1.1	Tractor conditions			
4.1.1.1	Unladen mass:	Y		N
4.1.1.2	Tyres pressure recommended by the manufacturer:	Y		N
4.1.1.3	Suspension or device for automatic leveling:	Not applicable		
4.1.2	Test surface:	Flat and horizontal		

4-2 CHECKS OF DIMENSIONS

	Requirement	C	NC	NA	Remarks
4-2.1	Dimensions for vehicles cat. T, C				
4-2.1.1	Length: ≤ 12 m	X			
4-2.1.2	Width: $\leq 2,55$ m or $\leq 3,00$ m ⁽¹⁾	X			
				X	
4-2.1.3	Height: ≤ 4 m	X			
4-2.2	Dimensions for vehicles cat. S				
4-2.2.1	Length: ≤ 12 m			X	
4-2.2.2	Width: ≤ 3 m			X	
4-2.2.3	Height: ≤ 4 m			X	
4-2.3	Dimensions for vehicles cat. R				
4-2.3.1	Length: ≤ 12 m			X	
4-2.3.2	Width: $\leq 2,55$ m or $\leq 3,00$ m ⁽¹⁾			X	
				X	
4-2.3.3	Height: ≤ 4 m			X	

⁽¹⁾ Limit solely caused by the installation of tyres, rubber tracks or dual tyre configurations, provided that the width of the vehicle permanent structure is limited to 2,55 m and the type-approved vehicle is also fitted with at least one set of tyres or rubber tracks for which its width may not exceed 2,55 m.

- a) the use of soil protection tyres configurations, provided that the vehicle can also be fitted with at least one set of tyres where its width does not exceed 2,55 m. The structure of the vehicle necessary for transport purposes may not exceed in width 2,55 m;
b) the presence of tools necessary for the functioning of the vehicle. The structure of the vehicle necessary for transport purposes may not exceed in width 2,55 m.

Job number: A0001688	Type: RN	Date of issue: 31/03/2025
Internal procedure applied PTA01 and IST37	Manufacturer: Zoomlion Agriculture Machinery Co., Ltd.	Page: 4 of 5

4-3 CHECKS OF PERMISSIBLE TOWABLE MASS

	Requirement	C	NC	NA	Remarks
4-3	Permissible towable mass				
4-3.1	Permissible towable masses are:				
	- unbraked;	<input checked="" type="checkbox"/>			
	- inertia braked;	<input checked="" type="checkbox"/>			
	- hydraulic or pneumatic braking	<input checked="" type="checkbox"/>			
4-3.2	Permissible towable mass shall not exceed:				
4-3.2.1	the technically permissible towable mass stated by vehicle manufacturer, taken into account the requirements concerning the vehicle in Annex XXXIV of (EU) Regulation 2015/208	<input checked="" type="checkbox"/>			
4-3.2.2	the towable mass of the mechanical coupling(s) according to its approval	<input checked="" type="checkbox"/>			
4-3.3	Check of "D-value"				
4-3.3.1	Variant/version (Not applicable, static test for clevis)				

Mechanical couplings:		clevis		
		Unbraked	Inertia braked	Pneumatic braked
- verified $[D=9,81 \cdot T \cdot C / (T+C)]$:(kN)	/	/	/
- allowed (maximum value)	:(kN)	/	/	/

The value "D" verified are compatible with the proposed couplings.

C = complying; NC = not complying; NA = not applicable

Job number: A0001688	Type: RN	Date of issue: 31/03/2025
Internal procedure applied PTA01 and IST37	Manufacturer: Zoomlion Agriculture Machinery Co., Ltd.	Page: 5 of 5

5. MEASURING INSTRUMENTS

Instrument	Make	Type	Remarks
Steel measuring tap	Tuo niao, China	TN5019/(0 ~ 5) m	Calibration expired on 23/10/2025

6. REMARKS

(report remarks, irregularity, non compliance items)

7. CONCLUSIONS

On the basis of checks carried out and of what stated in the information folder provided by the manufacturer, it is hereby certified that the vehicle(s) referred to in pt. 0.2. meet(s) the requirements of (EU) Regulation 2015/208, Annex XXI as last amended by (EU) Regulation 2020/540.

31/03/2025
Date of issue


Yueguang Ren
Inspector


Fabrizio Comi
Technical Responsible

Job number: A0001688	Type: RN	Date of issue: 31/03/2025
Internal procedure applied PTA01 and IST37	Manufacturer: Zoomlion Agriculture Machinery Co., Ltd.	Page: 1 of 5

S

Subject:	Maximum laden mass, vehicle cat. T, C
EU Regulatory act:	2015/208, Annex XXII – 2020/540
Inspector:	Yueguang Ren
Inspection site:	COTTEC (China Official Tractor Test and Evaluation Center) Luoyang, Henan, P.R. China
Date of inspection:	07/03/2025

0. GENERAL INFORMATION CONCERNING VEHICLES

0.1.	Make(s) (trade name of the manufacturer):	ZOOMLION	
0.2.	Type:	RN	
0.2.1	Variants/Versions:	Variants:	Versions:
		RN904	
		RN1304	
0.3	Category, subcategory and speed index of vehicle:	T1a	
0.4	Company name and address of manufacturer:	Zoomlion Agriculture Machinery Co., Ltd. No. 16, E'xi Road, Sanshan Economic Development Zone, Wuhu City, Anhui 241080, P.R. China	
0.4.1	Name(s) and address(es) of assembly plant(s):	Henan Zoomlion Intelligent Agriculture Machinery Co., Ltd. 98# Songcheng Road, Kaifeng District, Henan Pilot Free Trade Zone, Henan Province 471000, P.R. China	
0.4.2	Name and address of manufacturer's authorised representative:	Zoomlion Europe GmbH Lohrgraben 2, 55444, Waldlaubersheim / Germany	

1. INFORMATION CONCERNING THE VEHICLE SUBMITTED FOR TESTS

Type	Variant	Version	VIN ⁽¹⁾
RN	RN1304	/	ZLARN130PS0000202

⁽¹⁾ This code has the only purpose to identify the vehicle submitted for tests.

2. PRELIMINARY REMARKS

The vehicle submitted for tests conforms to the information document no. ZOOMLION RN-167-00 dated 25/03/2025 provided by manufacturer. The tested vehicle is representative of the type to be approved.

Job number: A0001688	Type: RN	Date of issue: 31/03/2025
Internal procedure applied PTA01 and IST37	Manufacturer: Zoomlion Agriculture Machinery Co., Ltd.	Page: 2 of 5

3. INFORMATION RELEVANT FOR THE CONDUCT AND THE EVALUATION OF TESTS (DECLARED BY THE MANUFACTURER AND VERIFIED)

3.0	Variant/Version:		RN1304	
3.1	General construction characteristics			
3.1.1	Axles and wheels			
3.1.1.1	Number of axles and wheels:		2 axles, 4 wheels	
3.1.1.2	Number and position of axles with twinned wheels:		Not applicable	
3.1.1.3	Number and position of steered axles:		1, front axle	
3.1.1.4	Number and position of powered axles:		2, front and rear axle	
3.2	Masses and dimensions			
3.2.1	Masses			
3.2.1.1	Unladen mass (Mv)	: (kg)	5100	
	- distribution of this mass among the axles			
	• axle 1	: (kg)	2300	
	• axle 2	: (kg)	2800	
3.2.1.2	Laden mass (Mc)	: (kg)	6680	
	- distribution of this mass among the axles			
	• axle 1	: (kg)	2510	
	• axle 2	: (kg)	4170	
3.2.1.3	Front ballast mass (maximum)	: (kg)	400	
	- distribution of this mass among the axles			
	• axle 1	: (kg)	540	
	• axle 2	: (kg)	-140	
3.2.1.4	Rear ballast mass (maximum)	: (kg)	180	
	- distribution of this mass among the axles			
	• axle 1	: (kg)	0	
	• axle 2	: (kg)	180	
3.2.2	Dimensions			
3.2.2.1	Wheelbase	: (mm)	2380	
3.2.2.2	Distance between consecutive axles (d)	: (mm)	Not applicable	
3.3	Coupling point	Drawbar	clevis	
3.3.1	Distance from the vertical plane passing through the axis of the rear axle (c) (mm):	Min 960	Max 960	Min 795
3.3.2	Vertical load on the coupling point (max) (S) (kg):	0	1000	
3.4	Suspension			
3.4.1	Type:	Not applicable		
3.4.2	Level adjustment:	Y	N	

Job number: A0001688	Type: RN	Date of issue: 31/03/2025
Internal procedure applied PTA01 and IST37	Manufacturer: Zoomlion Agriculture Machinery Co., Ltd.	Page: 3 of 5

4. CHECKS AND TESTS

4-1. TEST CONDITIONS

4.1.1.	Tractor conditions	
4.1.1.1	Suspension or device for automatic leveling:	Not applicable
4.1.2.	Test surface:	Flat

4-2. CHECKS OF REQUIREMENTS

	Requirement	C	NC	NA	Remarks
4-2.1	The technically permissible maximum mass as stated by the manufacturer shall be accepted by the competent authority as the maximum permissible mass provided that:				
4-2.1.1	the results of any tests made, in particular those in respect of braking and steering, are satisfactory	<input checked="" type="checkbox"/>			
4-2.1.2	the technically permissible maximum laden mass and the technically maximum mass per axle does not exceed following values:	<input checked="" type="checkbox"/>			

Vehicle category	Number of axles	Maximum permissible mass (t)	Maximum permissible mass per axle	
			Driven axle (t)	Non-driven axle (t)
T1	2	18	11.5	10

⁽¹⁾ Where the driving axle is fitted with twin tyres and air suspension or suspension recognized as being equivalent, or where each driving axle is fitted with twin tyres and the maximum weight of each axle does not exceed 9,5 t.

⁽²⁾ The sum of the axle weights per tandem axle must not exceed:

Distance between the axles (d) (m)	Not applicable
d < 1,0	/
1,0 ≤ d < 1,3	/
1,3 ≤ d < 1,8	/

4-2.2	Whatever the state of loading of the vehicle, the mass transmitted to the road by the wheels on the steering axle shall not be less than 20% of the unladen mass of that vehicle	<input checked="" type="checkbox"/>			
4-2.3	Sum of the technically permissible maximum mass per axle				
4-2.3.1	The sum of the maximum permissible masses per axle shall be equal to or higher than the maximum permissible laden mass of the vehicle.	<input checked="" type="checkbox"/>			

C = complying; NC = not complying; NA = not applicable

Job number: A0001688	Type: RN	Date of issue: 31/03/2025
Internal procedure applied PTA01 and IST37	Manufacturer: Zoomlion Agriculture Machinery Co., Ltd.	Page: 4 of 5

4-3. CHECKS OF MASSES DECLARED BY THE MANUFACTURER

4-3.1 Unladen mass (Mv) and relevant distribution on axes

4-3.1.1 Variant/version RN1304

	Checked	Declared	Difference (%)
Unladen mass : (kg)	5100	5100	0
Distribution between axes			
- axle 1 : (kg)	2300	2300	0
- axle 2 : (kg)	2800	2800	0

4-3.2 Laden mass and relevant distribution on axes

4-3.2.1 Unladen mass + max load on coupling point

4-3.2.1.1 Variant/version RN1304

	Unladen mass (Mv)	Max load on coupling point	Calculated	Permissible (Mc)
Total : (kg)	5100	1000	6100	6680
Distribution between axes				
- axle 1 : (kg)	2300	-330	1970	2900
- axle 2 : (kg)	2800	1330	4130	4200

4-3.2.2 Unladen mass + ballasts

4-3.2.2.1 Variant/version RN1304

	Unladen mass (Mv)	Ballast	Calculated	Permissible (Mc)
Total : (kg)	5100	580	5680	6680
Distribution between axes				
- axle 1 : (kg)	2300	540	2840	2900
- axle 2 : (kg)	2800	40	2840	4200

4-3.2.3 Unladen mass + ballasts + max load on coupling point

4-3.2.3.1 Variant/version RN1304

	Unladen mass (Mv)	Ballast	Max load on coupling point	Calculated	Permissible (Mc)
Total : (kg)	5100	580	1000	6680	6680
Distribution between axes					
- axle 1 : (kg)	2300	540	-330	2510	2900
- axle 2 : (kg)	2800	40	1330	4170	4200

Job number: A0001688	Type: RN	Date of issue: 31/03/2025
Internal procedure applied PTA01 and IST37	Manufacturer: Zoomlion Agriculture Machinery Co., Ltd.	Page: 5 of 5

5. MEASURING INSTRUMENTS

Instrument	Make	Type	Remarks
Weighing bridge	Shanghai Automation Instrumentation Co., Ltd.	ZXCLT-1	Calibration expired on 22/04/2025

6. REMARKS

(report remarks, irregularity, non compliance items)

7. CONCLUSIONS

On the basis of checks carried out and of what stated in the information folder provided by the manufacturer, it is hereby certified that the vehicle(s) referred to in pt. 0.2. meet(s) the requirements of (EU) Regulation 2015/208, Annex XXII as last amended by (EU) Regulation 2020/540.

31/03/2025
Date of issue


Yueguang Ren
Inspector


Fabrizio Comi
Technical Responsible

Job number: A0001688	Type: RN	Date of issue: 31/03/2025
Internal procedure applied PTA01 and IST37	Manufacturer: Zoomlion Agriculture Machinery Co., Ltd.	Page: 1 of 3

Subject:	Ballast masses
EU Regulatory act:	2015/208, Annex XXIII – 2020/540
Inspector:	Yueguang Ren
Inspection site:	COTTEC (China Official Tractor Test and Evaluation Center) Luoyang, Henan, P.R. China
Date of inspection:	06/03/2025

0. GENERAL INFORMATION CONCERNING VEHICLES

0.1.	Make(s) (trade name of the manufacturer):	ZOOMLION	
0.2.	Type:	RN	
0.2.1	Variants/Versions:	Variants:	Versions:
		RN904	
		RN1304	
0.3	Category, subcategory and speed index of vehicle:	T1a	
0.4	Company name and address of manufacturer:	Zoomlion Agriculture Machinery Co., Ltd. No. 16, E'xi Road, Sanshan Economic Development Zone, Wuhu City, Anhui 241080, P.R. China	
0.4.1	Name(s) and address(es) of assembly plant(s):	Henan Zoomlion Intelligent Agriculture Machinery Co., Ltd. 98# Songcheng Road, Kaifeng District, Henan Pilot Free Trade Zone, Henan Province 471000, P.R. China	
0.4.2	Name and address of manufacturer's authorised representative:	Zoomlion Europe GmbH Lohrgraben 2, 55444, Waldlaubersheim / Germany	

1. INFORMATION CONCERNING THE VEHICLE SUBMITTED FOR TESTS

Type	Variant	Version	VIN ⁽¹⁾
RN	RN1304	/	ZLARN130PS0000202

⁽¹⁾ This code has the only purpose to identify the vehicle submitted for tests.

2. PRELIMINARY REMARKS

The vehicle submitted for tests conforms to the information document no. ZOOMLION RN-167-00 dated 25/03/2025 provided by manufacturer. The tested vehicle is representative of the type to be approved.

Job number: A0001688	Type: RN	Date of issue: 31/03/2025
Internal procedure applied PTA01 and IST37	Manufacturer: Zoomlion Agriculture Machinery Co., Ltd.	Page: 2 of 3

3. INFORMATION RELEVANT FOR THE CONDUCT AND THE EVALUATION OF TESTS (DECLARED BY THE MANUFACTURER AND VERIFIED)

3.1	Ballast masses	Number of components	Mass per component (kg)
3.1.1	Front		
	- set 1 :	0	0
	- set 2 :	2	100
	- set 3 :	4	200
	- set 4 :	6	300
	- set 5 :	8	400
3.1.2	Rear		
	- set 10 :	0	0
	- set 11 :	4	180

4. CHECK OF REQUIREMENTS

Requirement

C NC NA Remarks

Ballast weight must:

- be supplied by the manufacturer;
- be intended for fitting;
- bear the manufacturer's mark;
- bear a statement of their mass in kg to an accuracy of $\pm 5\%$.

X		
X		
X		
X		

Front ballast weights that have been designed for frequent removal/fitting must leave a safety clearance of at least 25 mm for the grab handles. The method of locating the ballast weights must be such that any inadvertent separation is avoided

X		
---	--	--

C = complying; NC = not complying; NA = not applicable

5. MEASURING INSTRUMENTS

Instrument	Make	Type	Remarks
Table scale	Changshu Shengjie	TC-100K	Calibration expired on 16/03/2025

6. REMARKS

(report remarks, irregularity, non compliance items)

Inspection Report

Regulation (EU) 2015/208, Annex XXIII
no. ZOA-RN-2015_208-XXIII-00

Job number: A0001688	Type: RN	Date of issue: 31/03/2025
Internal procedure applied PTA01 and IST37	Manufacturer: Zoomlion Agriculture Machinery Co., Ltd.	Page: 3 of 3

7. CONCLUSIONS

On the basis of checks carried out and of what stated in the information folder provided by the manufacturer, it is hereby certified that the vehicle(s) referred to in pt. 0.2. meet(s) the requirements of (EU) Regulation 2015/208, Annex XXIII as last amended by (EU) Regulation 2020/540.

31/03/2025

Date of issue

王城光 Ren
Yueguang Ren
Inspector

Fabrizio Comi
Technical Responsible

Job number: A0001688	Type: RN	Date of issue: 31/03/2025
Internal procedure applied PTA01 and IST37	Manufacturer: Zoomlion Agriculture Machinery Co., Ltd.	Page: 1 of 3

Subject:	Safety of electric systems
EU Regulatory act:	2015/208, Annex XXIV – 2020/540
Inspector:	Yueguang Ren
Inspection site:	COTTEC (China Official Tractor Test and Evaluation Center) Luoyang, Henan, P.R. China
Date of inspection:	11/03/2025

0. GENERAL INFORMATION CONCERNING VEHICLES

0.1.	Make(s) (trade name of the manufacturer):	ZOOMLION	
0.2.	Type:	RN	
0.2.1	Variants/Versions:	Variants:	Versions:
		RN904	
		RN1304	
0.3	Category, subcategory and speed index of vehicle:	T1a	
0.4	Company name and address of manufacturer:	Zoomlion Agriculture Machinery Co., Ltd. No. 16, E'xi Road, Sanshan Economic Development Zone, Wuhu City, Anhui 241080, P.R. China	
0.4.1	Name(s) and address(es) of assembly plant(s):	Henan Zoomlion Intelligent Agriculture Machinery Co., Ltd. 98# Songcheng Road, Kaifeng District, Henan Pilot Free Trade Zone, Henan Province 471000, P.R. China	
0.4.2	Name and address of manufacturer's authorised representative:	Zoomlion Europe GmbH Lohrgraben 2, 55444, Waldlaubersheim / Germany	

1. INFORMATION CONCERNING THE VEHICLE SUBMITTED FOR TESTS

Type	Variant	Version	VIN ⁽¹⁾
RN	RN1304	/	ZLARN130PS0000202

⁽¹⁾ This code has the only purpose to identify the vehicle submitted for tests.

2. PRELIMINARY REMARKS

The vehicle submitted for tests conforms to the information document no. ZOOMLION RN-167-00 dated 25/03/2025 provided by manufacturer. The tested vehicle is representative of the type to be approved.

3. INFORMATION RELEVANT FOR THE CONDUCT AND THE EVALUATION OF TESTS (DECLARED BY THE MANUFACTURER AND VERIFIED)

3.1	Safety of electrical systems	
3.1.1	Working voltage : (V)	12
3.1.2	Protection against electric-shocks:	Well-Insulated Cables
3.1.3	Fuse and/or circuit breaker:	Y <input type="checkbox"/> N <input checked="" type="checkbox"/>
3.1.4	Battery isolator:	Y <input type="checkbox"/> N <input checked="" type="checkbox"/>

Job number: A0001688	Type: RN	Date of issue: 31/03/2025
Internal procedure applied PTA01 and IST37	Manufacturer: Zoomlion Agriculture Machinery Co., Ltd.	Page: 2 of 3

4. CHECKS AND TESTS

4-1. CHECK OF REQUIREMENTS

	Requirement	C	NC	NA	Remarks
4-1.1	Electrical equipment				
4-1.1.1	Electrical cables shall be protected if located in potentially abrasive contact with surfaces	X			
	They shall be resistant to, or protected against, contact with lubricant or fuel	X			
	Electrical cables shall be located so that no portion is in contact with:				
	- the exhaust system	X			
	- moving parts or sharp edges	X			
4-1.1.2	Fuses or other overload protection devices shall be installed in all electrical circuits except for high amperage circuits such as the starter-motor circuit and high-tension spark ignition system. Electrical distribution of these devices between circuits shall prevent the possibility of cutting off all operator alert systems simultaneously.	X			

4-2. CHECK OF REQUIREMENTS ON STATIC ELECTRICITY SAFETY

4-2-XXV-3 Check of requirements related to static electricity safety of the fuel tank

Requirement	C	NC	NA	Remarks
The fuel tank and its accessory parts shall be designed and installed in the vehicle in such a way that any ignition hazard due to static electricity shall be avoided.	X			
If necessary, measure(s) for charge dissipation shall be provided. However, no charge dissipation system is required for fuel tanks designed for containing a fuel with a flash point of at least 55 °C.	X			

4-3. CHECK OF REQUIREMENTS OF ALL-ELECTRIC VEHICLES

Requirement	C	NC	NA	Remarks
All-electric vehicles in categories T2, T3, C2 or C3 should comply, as far as is practicable, with the requirements of Annex IV of Commission Delegated Regulation (EU) No 3/2014			X	

C = complying; NC = not complying; NA = not applicable

Inspection Report

Regulation (EU) 2015/208, Annex XXIV
no. ZOA-RN-2015_208-XXIV-00

Job number: A0001688	Type: RN	Date of issue: 31/03/2025
Internal procedure applied PTA01 and IST37	Manufacturer: Zoomlion Agriculture Machinery Co., Ltd.	Page: 3 of 3

5. MEASURING INSTRUMENTS

Instrument	Make	Type	Remarks
/	/	/	/

6. REMARKS

(report remarks, irregularity, non compliance items)

/

7. CONCLUSIONS

On the basis of checks carried out and of what stated in the information folder provided by the manufacturer, it is hereby certified that the vehicle(s) referred to in pt. 0.2. meet(s) the requirements of (EU) Regulation 2015/208, Annex XXIV as last amended by (EU) Regulation 2020/540.

31/03/2025
Date of issue

王城光 Ren
Yueguang Ren
Inspector

Fabrizio Comi
Fabrizio Comi
Technical Responsible

Job number: A0001688	Type: RN	Date of issue: 31/03/2025
Internal procedure applied PTA01 and IST37	Manufacturer: Zoomlion Agriculture Machinery Co., Ltd.	Page: 1 of 3

Subject:	Fuel tanks
EU Regulatory act:	2015/208, Annex XXV – 2020/540
Inspector:	Yueguang Ren
Inspection site:	COTTEC (China Official Tractor Test and Evaluation Center) Luoyang, Henan, P.R. China
Date of inspection:	11/03/2025

0. GENERAL INFORMATION CONCERNING VEHICLES

0.1.	Make(s) (trade name of the manufacturer):	ZOOMLION	
0.2.	Type:	RN	
0.2.1	Variants/Versions:	Variants:	Versions:
		RN904	
		RN1304	
0.3	Category, subcategory and speed index of vehicle:	T1a	
0.4	Company name and address of manufacturer:	Zoomlion Agriculture Machinery Co., Ltd. No. 16, E'xi Road, Sanshan Economic Development Zone, Wuhu City, Anhui 241080, P.R. China	
0.4.1	Name(s) and address(es) of assembly plant(s):	Henan Zoomlion Intelligent Agriculture Machinery Co., Ltd. 98# Songcheng Road, Kaifeng District, Henan Pilot Free Trade Zone, Henan Province 471000, P.R. China	
0.4.2	Name and address of manufacturer's authorised representative:	Zoomlion Europe GmbH Lohrgraben 2, 55444, Waldlaubersheim / Germany	

1. INFORMATION CONCERNING THE VEHICLE SUBMITTED FOR TESTS

Type	Variant	Version	VIN ⁽¹⁾
RN	RN1304	/	ZLARN130PS0000202

⁽¹⁾ This code has the only purpose to identify the vehicle submitted for tests.

2. PRELIMINARY REMARKS

The vehicle submitted for tests conforms to the information document no. ZOOMLION RN-167-00 dated 25/03/2025 provided by manufacturer. The tested vehicle is representative of the type to be approved.

Job number: A0001688	Type: RN	Date of issue: 31/03/2025
Internal procedure applied PTA01 and IST37	Manufacturer: Zoomlion Agriculture Machinery Co., Ltd.	Page: 2 of 3

3. INFORMATION RELEVANT FOR THE CONDUCT AND THE EVALUATION OF TESTS (DECLARED BY THE MANUFACTURER AND VERIFIED)

3.1.	Tanks for liquid fuels	
3.1.1	Make:	ZOOMLION
3.1.2	Type:	1000425102
3.1.3	Number:	1
3.1.4	Material:	LLDPE (M735RU)
3.1.5	Capacity : (l)	200
3.1.6	Filling cap	
	- make:	ZOOMLION
	- type:	015705050DAA00023
	- safety valve calibration : (hPa)	In pressure: 130±10 hPa; In de-pressure: 40±10 hPa
3.1.7.	Working pressure (Wp) : (hPa)	60±10

4. CHECKS AND TESTS

4-1 CHECKS OF REQUIREMENTS

	Requirement	C	NC	NA	Remarks
4-1.1	Fuel tanks must be made so as to be corrosion resistant	<input checked="" type="checkbox"/>	<input type="checkbox"/>	<input type="checkbox"/>	
	They must resist to a pressure equal to 2 Wp but not less than 300 hPa	<input checked="" type="checkbox"/>	<input type="checkbox"/>	<input type="checkbox"/>	
	Any excess pressure must be automatically compensated by suitable devices (vents, safety valves etc.)	<input checked="" type="checkbox"/>	<input type="checkbox"/>	<input type="checkbox"/>	
	The vents must be designed in such a way as to prevent any fire risk	<input checked="" type="checkbox"/>	<input type="checkbox"/>	<input type="checkbox"/>	
	If the tank is completely overturned, the fuel must not escape; a drip shall be tolerated	<input checked="" type="checkbox"/>	<input type="checkbox"/>	<input type="checkbox"/>	
4-1.2	Fuel tank must be installed in such a way as to be protected from the consequences of an impact to the front or to the rear of the vehicle; there shall be no protruding parts, sharp edges etc. near the tanks	<input checked="" type="checkbox"/>	<input type="checkbox"/>	<input type="checkbox"/>	
	The fuel supply pipework and the filler orifice must be installed outside the cab	<input type="checkbox"/>	<input type="checkbox"/>	<input type="checkbox"/>	
4-1.3	The fuel tank and its accessories shall be designed and installed in the vehicle in such a way that any ignition hazard due to static electricity shall be avoided	<input checked="" type="checkbox"/>	<input type="checkbox"/>	<input type="checkbox"/>	

C = complying; NC = not complying; NA = not applicable

Job number: A0001688	Type: RN	Date of issue: 31/03/2025
Internal procedure applied PTA01 and IST37	Manufacturer: Zoomlion Agriculture Machinery Co., Ltd.	Page: 3 of 3

5. MEASURING INSTRUMENTS

Instrument	Make	Type	Remarks
Table scale	Changshu Shengjie	TC-100K	Calibration expired on 16/03/2025
Electronic stopwatch	AnyTime	A-306	Calibration expired on 23/10/2025

6. REMARKS

(report remarks, irregularity, non-compliant items)

7. CONCLUSIONS

On the basis of checks carried out and of what stated in the information folder provided by the manufacturer, it is hereby certified that the vehicle(s) referred to in pt. 0.2. meet(s) the requirements set up in (EU) Regulation 2015/208, Annex XXV as last amended by (EU) Regulation 2020/540.

31/03/2025
Date of issue


Yueguang Ren
Inspector


Fabrizio Comi
Technical Responsible

Job number: A0001688	Type: RN	Date of issue: 31/03/2025
Internal procedure applied PTA01 and IST37	Manufacturer: Zoomlion Agriculture Machinery Co., Ltd.	Page: 1 of 3

Subject:	Towing devices
EU Regulatory act:	2015/208, Annex XXIX – 2020/540
Inspector:	Yueguang Ren
Inspection site:	COTTEC (China Official Tractor Test and Evaluation Center) Luoyang, Henan, P.R. China
Date of inspection:	14/03/2025

0. GENERAL INFORMATION CONCERNING VEHICLES

0.1.	Make(s) (trade name of the manufacturer):	ZOOMLION	
0.2.	Type:	RN	
0.2.1	Variants/Versions:	Variants:	Versions:
		RN904	
		RN1304	
0.3	Category, subcategory and speed index of vehicle:	T1a	
0.4	Company name and address of manufacturer:	Zoomlion Agriculture Machinery Co., Ltd. No. 16, E'xi Road, Sanshan Economic Development Zone, Wuhu City, Anhui 241080, P.R. China	
0.4.1	Name(s) and address(es) of assembly plant(s):	Henan Zoomlion Intelligent Agriculture Machinery Co., Ltd. 98# Songcheng Road, Kaifeng District, Henan Pilot Free Trade Zone, Henan Province 471000, P.R. China	
0.4.2	Name and address of manufacturer's authorised representative:	Zoomlion Europe GmbH Lohrgraben 2, 55444, Waldlaubersheim / Germany	

1. INFORMATION CONCERNING THE VEHICLE SUBMITTED FOR TESTS

Type	Variant	Version	VIN ⁽¹⁾
RN	RN1304	/	ZLARN130PS0000202

⁽¹⁾ This code has the only purpose to identify the vehicle submitted for tests.

2. PRELIMINARY REMARKS

The vehicle submitted for tests conforms to the information document no. ZOOMLION RN-167-00 dated 25/03/2025 provided by manufacturer. The tested vehicle is representative of the type to be approved.

3. INFORMATION RELEVANT FOR THE CONDUCT AND THE EVALUATION OF TESTS (DECLARED BY THE MANUFACTURER AND VERIFIED)

/

Job number: A0001688	Type: RN	Date of issue: 31/03/2025
Internal procedure applied PTA01 and IST37	Manufacturer: Zoomlion Agriculture Machinery Co., Ltd.	Page: 2 of 3

4. CHECKS AND TESTS

4-1. CHECK OF NUMBER

Requirement

Every tractor shall have a special device to which it shall be possible to attach a connection such as a tow-bar or a tow-rope for towing purposes

C	NC	NA	Remarks
<input checked="" type="checkbox"/>	<input type="checkbox"/>	<input type="checkbox"/>	

4-2. CHECK OF POSITION

Requirement

The device shall be fitted to the front of the tractor, which shall be equipped with a coupling pin or hook.

C	NC	NA	Remarks
<input checked="" type="checkbox"/>	<input type="checkbox"/>	<input type="checkbox"/>	

4-3. CHECK OF DESIGN

Requirement

The towing device shall be of the slotted-jaw type or a winch suitable for its application.

C	NC	NA	Remarks
<input checked="" type="checkbox"/>	<input type="checkbox"/>	<input type="checkbox"/>	

The opening at the centre of the locking pin shall be 60 mm + 0,5/- 1,5 mm

<input checked="" type="checkbox"/>	<input type="checkbox"/>	<input type="checkbox"/>	
-------------------------------------	--------------------------	--------------------------	--

The depth of the jaw measured from the centre of the pin shall be 62 mm - 0,5 / +5 mm.

<input checked="" type="checkbox"/>	<input type="checkbox"/>	<input type="checkbox"/>	
-------------------------------------	--------------------------	--------------------------	--

The coupling pin shall have a diameter of 30 + 1,5 mm and be fitted with a device preventing it from leaving its seating during use. The securing device shall be non-detachable.

<input checked="" type="checkbox"/>	<input type="checkbox"/>	<input type="checkbox"/>	
-------------------------------------	--------------------------	--------------------------	--

The tolerance of + 1,5 mm referred to above should not be regarded as a manufacturing tolerance but as a permissible variation in nominal dimensions for pins of different designs.

4-4. CHECK OF ALTERNATIVE REQUIREMENTS

Requirement

4-4.1 The dimensions of point 4-3 can be exceeded if the manufacturer deems that they are not adequate for the size or mass of the vehicle.

C	NC	NA	Remarks
<input type="checkbox"/>	<input type="checkbox"/>	<input checked="" type="checkbox"/>	The dimension of point 4.3 can be meet

4-4.2 Manufacturers may choose to apply on vehicles with a maximum technically permissible mass not exceeding 2 000 kg either the requirements of points 1, 2 and 3 or the requirements of Regulation (EU) No 1005/2010

<input type="checkbox"/>	<input type="checkbox"/>	<input checked="" type="checkbox"/>	
--------------------------	--------------------------	-------------------------------------	--

4-5. CHECK OF INSTRUCTIONS

Requirement

The correct use of the towing device shall be explained in the Operator's manual

C	NC	NA	Remarks
<input checked="" type="checkbox"/>	<input type="checkbox"/>	<input type="checkbox"/>	

Inspection Report

Regulation (EU) 2015/208, Annex XXIX
no. ZOA-RN-2015_208-XXIX-00

Job number: A0001688	Type: RN	Date of issue: 31/03/2025
Internal procedure applied PTA01 and IST37	Manufacturer: Zoomlion Agriculture Machinery Co., Ltd.	Page: 3 of 3

C = complying; NC = not complying; NA = not applicable

5. MEASURING INSTRUMENTS

Instrument	Make	Type	Remarks
Steel measuring tap	Tuo niao, China	TN5019/(0 ~ 5) m	Calibration expired on 23/10/2025

6. REMARKS

(report remarks, irregularity, non compliance items)

7. CONCLUSIONS

On the base of checks carried out and of what stated in the information folder provided by the manufacturer, it is hereby certified that the vehicle(s) referred to in pt. 0.2. meet(s) the requirements of (EU) Regulation 2015/208, Annex XXIX as last amended by (EU) Regulation 2020/540.

31/03/2025
Date of issue


Yueguang Ren
Inspector


Fabrizio Comi
Technical Responsible

Job number: A0001688	Type: RN	Date of issue: 31/03/2025
Internal procedure applied PTA01 and IST37	Manufacturer: Zoomlion Agriculture Machinery Co., Ltd.	Page: 1 of 5

Subject:	Tyres (installation)
EU Regulatory act:	2015/208, Annex XXX – 2020/540
Inspector:	Yueguang Ren
Inspection site:	COTTEC (China Official Tractor Test and Evaluation Center) Luoyang, Henan, P.R. China
Date of inspection:	14/03/2025

0. GENERAL INFORMATION CONCERNING VEHICLES

0.1.	Make(s) (trade name of the manufacturer):	ZOOMLION	
0.2.	Type:	RN	
0.2.1	Variants/Versions:	Variants:	Versions:
		RN904	
		RN1304	
0.3	Category, subcategory and speed index of vehicle:	T1a	
0.4	Company name and address of manufacturer:	Zoomlion Agriculture Machinery Co., Ltd. No. 16, E'xi Road, Sanshan Economic Development Zone, Wuhu City, Anhui 241080, P.R. China	
0.4.1	Name(s) and address(es) of assembly plant(s):	Henan Zoomlion Intelligent Agriculture Machinery Co., Ltd. 98# Songcheng Road, Kaifeng District, Henan Pilot Free Trade Zone, Henan Province 471000, P.R. China	
0.4.2	Name and address of manufacturer's authorised representative:	Zoomlion Europe GmbH Lohrgraben 2, 55444, Waldlaubersheim / Germany	

1. INFORMATION CONCERNING THE VEHICLE SUBMITTED FOR TESTS

Type	Variant	Version	VIN ⁽¹⁾
RN	RN1304	/	ZLARN130PS0000202

⁽¹⁾ This code has the only purpose to identify the vehicle submitted for tests.

2. PRELIMINARY REMARKS

The vehicle submitted for tests conforms to the information document no. ZOOMLION RN-167-00 dated 21/03/2025 provided by manufacturer. The tested vehicle is representative of the type to be approved.

3. INFORMATION RELEVANT FOR THE CONDUCT AND THE EVALUATION OF TESTS (DECLARED BY THE MANUFACTURER AND VERIFIED)

3.1	General construction characteristics	
3.1.1	Axles and wheels	
3.1.1.1	Number of axles and wheels:	2 axles, 4 wheels
3.1.1.2	Number and position of axles with twinned wheels:	Not applicable
3.1.1.3	Number and position of steered axles:	1, front axle
3.1.1.4	Number and position of powered axles:	2, front and rear axles

Job number: A0001688	Type: RN	Date of issue: 31/03/2025
Internal procedure applied PTA01 and IST37	Manufacturer: Zoomlion Agriculture Machinery Co., Ltd.	Page: 2 of 5

3.2	Masses and dimensions							
3.2.1	Masses							
3.2.1.1	Technically permissible maximum mass on each axle (M _m)							
	- axle 1 : (kg)				2900			
	- axle 2 : (kg)				4200			
3.3	General powertrain characteristics							
3.3.1	Max design speed (V _{max}) : (km/h)				40			
3.4	Wheels and tyres							
3.4.1	Tyres							
3.4.1.1	Normally fitted							
3.4.1.1.1	Variant/version RN1304							
Tyre combination		Axle	Dimensions	Load capacity	Speed category	Inflation pressure (kPa)	Fitting	EC type-approval
1		1	320/85R24	122	A8	160	Normally fitted	E4*106R00/14*2914*01
		2	420/85R34	142	A8	160		E4*106R00/14*2860*01

Job number: A0001688	Type: RN	Date of issue: 31/03/2025
Internal procedure applied PTA01 and IST37	Manufacturer: Zoomlion Agriculture Machinery Co., Ltd.	Page: 3 of 5

4. CHECKS AND TESTS

4-2. CHECK OF REQUIREMENTS

4-2.2 CHECK OF REQUIREMENTS FOR THE APPROVAL OF A TYPE OF VEHICLE WITH REGARD TO THE INSTALLATION OF TYRES

	Requirement	C	NC	NA	Remarks
4-2.2.1	Vehicles with a maximum design speed ≤ 65 km/h				
4-2.2.1.1	All tyres shall be type-approved according to UNECE Regulation No 106	X			
4-2.2.1.2	For conditions of use which are incompatible with the characteristics of tyres type-approved according to UNECE Regulation No 106, it is possible to fit tyres which are type-approved according to UNECE Regulations No 30, 54, 117 or 75.			X	
4-2.2.2	Vehicles with a maximum design speed > 65 km/h				
4-2.2.2.1	All tyres shall be type-approved according to UNECE Regulations No 30, 54 and 117			X	
4-2.2.2.2	For conditions of use which are incompatible with the characteristics of tyres type-approved according to a.m. UNECE Regulations, it is possible to fit tyres which are type-approved according to UNECE Regulations No 75.			X	
4-2.2.3	General requirements for the installation of tyres				
4-2.2.3.1	All tyres normally fitted to one axle shall be of the same type	X			
4-2.2.3.2	The space in which the wheel revolves shall be such as to allow unrestricted movement when using the maximum permissible size of tyres	X			

Job number: A0001688	Type: RN	Date of issue: 31/03/2025
Internal procedure applied PTA01 and IST37	Manufacturer: Zoomlion Agriculture Machinery Co., Ltd.	Page: 4 of 5

	Requirement	C	NC	NA	Remarks
4-2.2.4	Load capacity				
4-2.2.4.1	The maximum load rating of each tyre fitted on the vehicle, taking into due account the maximum design speed of the vehicle and the most demanding service conditions shall be at least equal to the following:				
	- the maximum permissible mass per axle where the axle is equipped with one tyre only;			X	
	- half of the maximum permissible mass per axle where the axle is equipped with two tyres in single formation	X			
	- 0,285 times the maximum permissible mass per axle where the axle is equipped with two sets of tyres in dual (twin) formation;			X	
4-2.2.4.1.2	When a vehicle may be fitted on each axle with tyres for which the sum of maximum load rating is less than the maximum permissible mass per axle, the requirement of the load capacity applies with the maximum permissible mass per axle according to the tyre specification instead of the maximum permissible mass per axle.	X			
	In this case, the owner's manual, the information document and the certificate of conformity shall mention the values of mass per axle for each one of them depending on the maximum permissible mass per axle according to the tyre specification.				
4-2.2.4.2	The maximum load rating of a tyre is determined as follows:				
4-2.2.4.2.1	In the case of tyres identified by speed symbol D or lower the 'table load-capacity variation with speed' as referred to in paragraph 2.30 of UNECE Regulation No 106	X			
4-2.2.4.2.2	In the case of tyres identified by speed symbol F or higher, type-approved according to UNECE Regulation No 54, the 'table load-capacity variation with speed' as referred to in paragraph 2.29 of that Regulation is taken into account.			X	
4-2.2.4.2.3	In the case of tyres type-approved according to UNECE Regulation No 75, the 'table load-capacity variation with speed' as referred to in paragraph 2.27 of that Regulation is taken into account.			X	
4-2.2.4.3	The relevant information concerning load and speed indices as well as the applicable tyre inflation pressures shall be stated clearly in the instruction manual	X			

Job number: A0001688	Type: RN	Date of issue: 31/03/2025
Internal procedure applied PTA01 and IST37	Manufacturer: Zoomlion Agriculture Machinery Co., Ltd.	Page: 5 of 5

Requirement	C	NC	NA	Remarks
4-2.2.5 Speed capacity				
4-2.2.5.1 Every tyre fitted normally on the vehicle shall bear a speed category symbol.	X			
4-2.2.5.1.1 The speed category symbol shall be compatible with the maximum design speed, taking into account the load-capacity variation with speed	X			
4-2.2.5.2 The relevant information and the applicable tyre inflation pressure shall be stated clearly in the vehicle owner's handbook	X			

C = complying; NC = not complying; NA = not applicable

5. MEASURING INSTRUMENTS

Instrument	Make	Type	Remarks
/	/	/	/

6. REMARKS

(report remarks, irregularity, non compliance items)

7. CONCLUSIONS

On the basis of checks carried out and of what stated in the information folder provided by the manufacturer, it is hereby certified that the vehicle(s) referred to in pt. 0.2. meet(s) the requirements of (EU) Regulation 2015/208, Annex XXX as last amended by (EU) Regulation 2020/540.

31/03/2025
Date of issue

王球光 Ren
Yueguang Ren
Inspector

Fabrizio Comi
Technical Responsible

Job number: A0001688	Type: RN	Date of issue: 31/03/2025
Internal procedure applied PTA01 and IST37	Manufacturer: Zoomlion Agriculture Machinery Co., Ltd.	Page: 1 of 2

Subject:	Reverse gear
EU Regulatory act:	2015/208, Annex XXXII – 2020/540
Inspector:	Yueguang Ren
Inspection site:	COTTEC (China Official Tractor Test and Evaluation Center) Luoyang, Henan, P.R. China
Date of inspection:	14/03/2025

0. GENERAL INFORMATION CONCERNING VEHICLES

0.1.	Make(s) (trade name of the manufacturer):	ZOOMLION	
0.2.	Type:	RN	
0.2.1	Variants/Versions:	Variants:	Versions:
		RN904	
		RN1304	
0.3	Category, subcategory and speed index of vehicle:	T1a	
0.4	Company name and address of manufacturer:	Zoomlion Agriculture Machinery Co., Ltd. No. 16, E'xi Road, Sanshan Economic Development Zone, Wuhu City, Anhui 241080, P.R. China	
0.4.1	Name(s) and address(es) of assembly plant(s):	Henan Zoomlion Intelligent Agriculture Machinery Co., Ltd. 98# Songcheng Road, Kaifeng District, Henan Pilot Free Trade Zone, Henan Province 471000, P.R. China	
0.4.2	Name and address of manufacturer's authorised representative:	Zoomlion Europe GmbH Lohrgraben 2, 55444, Waldlaubersheim / Germany	

1. INFORMATION CONCERNING THE VEHICLE SUBMITTED FOR TESTS

Type	Variant	Version	VIN ⁽¹⁾
RN	RN1304	/	ZLARN130PS0000202

⁽¹⁾ This code has the only purpose to identify the vehicle submitted for tests.

2. PRELIMINARY REMARKS

The vehicle submitted for tests conforms to the information document no. ZOOMLION RN-167-00 dated 25/03/2025 provided by manufacturer. The tested vehicle is representative of the type to be approved.

3. INFORMATION RELEVANT FOR THE CONDUCT AND THE EVALUATION OF TESTS (DECLARED BY THE MANUFACTURER AND VERIFIED)

NA

Job number: A0001688	Type: RN	Date of issue: 31/03/2025
Internal procedure applied PTA01 and IST37	Manufacturer: Zoomlion Agriculture Machinery Co., Ltd.	Page: 2 of 2

4. CHECKS AND TESTS

	Requirement	C	NC	NA	Remarks
4-1	All tractors shall be equipped with a device for reversing which can be operated from the driving position.	X			

5. MEASURING INSTRUMENTS

Instrument	Make	Type	Calibration expiry date	Remarks
/	/	/	/	/

6. REMARKS

(report remarks, irregularity, non compliance items)

7. CONCLUSIONS

On the base of checks carried out and of what stated in the information folder provided by the manufacturer, it is hereby certified that the vehicle(s) referred to in pt. 0.2. meet(s) the requirements of (EU) Regulation 2015/208, Annex XXXII as last amended by (EU) Regulation 2020/540.

31/03/2025
Date of issue


Yueguang Ren
Inspector


Fabrizio Comi
Technical Responsible

Job number: A0001688	Type: RN	Date of issue: 31/03/2025
Internal procedure applied PTA01 and IST37	Manufacturer: Zoomlion Agriculture Machinery Co., Ltd.	Page: 1 of 4

Subject:	Mechanical couplings
EU Regulatory act:	2015/208, Annex XXXIV – 2020/540
Inspector:	Yueguang Ren
Inspection site:	COTTEC (China Official Tractor Test and Evaluation Center) Luoyang, Henan, P.R. China
Date of inspection:	14/03/2025

0. GENERAL INFORMATION CONCERNING VEHICLES

0.1.	Make(s) (trade name of the manufacturer):	ZOOMLION	
0.2.	Type:	RN	
0.2.1	Variants/Versions:	Variants:	Versions:
		RN904	
		RN1304	
0.3	Category, subcategory and speed index of vehicle:	T1a	
0.4	Company name and address of manufacturer:	Zoomlion Agriculture Machinery Co., Ltd. No. 16, E'xi Road, Sanshan Economic Development Zone, Wuhu City, Anhui 241080, P.R. China	
0.4.1	Name(s) and address(es) of assembly plant(s):	Henan Zoomlion Intelligent Agriculture Machinery Co., Ltd. 98# Songcheng Road, Kaifeng District, Henan Pilot Free Trade Zone, Henan Province 471000, P.R. China	
0.4.2	Name and address of manufacturer's authorised representative:	Zoomlion Europe GmbH Lohrgraben 2, 55444, Waldlaubersheim / Germany	

1. INFORMATION CONCERNING THE VEHICLE SUBMITTED FOR TESTS

Type	Variant	Version	VIN ⁽¹⁾
RN	RN1304	/	ZLARN130PS0000202

⁽¹⁾ This code has the only purpose to identify the vehicle submitted for tests.

2. PRELIMINARY REMARKS

The vehicle submitted for tests conforms to the information document no. ZOOMLION RN-167-00 dated 25/03/2025 provided by manufacturer. The tested vehicle is representative of the type to be approved.

Job number: A0001688	Type: RN	Date of issue: 31/03/2025
Internal procedure applied PTA01 and IST37	Manufacturer: Zoomlion Agriculture Machinery Co., Ltd.	Page: 2 of 4

3. INFORMATION RELEVANT FOR THE CONDUCT AND THE EVALUATION OF TESTS (DECLARED BY THE MANUFACTURER AND VERIFIED)

3.0	Variant/version:	RN1304
3.1	General construction characteristics	
3.1.1	Axles and wheels	
3.1.1.1	Number of axles and wheels:	2 axles, 4 wheels
3.1.1.2	Number and position of steered axles:	1, front axle
3.2	Masses and dimensions	
3.2.1	Masses	
3.2.1.1	Unladen mass (m_t) : (kg)	5100
	- distribution of this mass among the axles	
	• axle 1 (m_a) : (kg)	2300
	• axle 2 (m_p) : (kg)	2800
3.2.1.2	Laden mass (M_t) : (kg)	6680
	- distribution of this mass among the axles	
	• axle 1 (M_a) : (kg)	2510
	• axle 2 (M_p) : (kg)	4170
3.2.1.3	Front ballast mass : (kg)	400
	- distribution of this mass among the axles	
	• axle 1 : (kg)	540
	• axle 2 : (kg)	-140
3.2.1.4	Rear ballast mass : (kg)	180
	- distribution of this mass among the axles	
	• axle 1 : (kg)	0
	• axle 2 : (kg)	480
3.2.2	Dimensions	
3.2.2.1	Wheelbase (l) : (mm)	2380
3.2.3	Coupling point	
3.2.3.1	Distance from the vertical plane passing through the axis of the rear axle (c) : (mm)	See Annex A
3.2.3.2	Height above ground (h)	
	minimum: : (mm)	
	maximum: : (mm)	
3.2.3.3	Vertical load on the coupling point (max) (S) : (kg)	
3.3	Mechanical coupling(s)	
3.3.1	Make:	
3.3.2	Type:	
3.3.3	(EU) type-approval mark or number:	
3.3.4	Maximum horizontal load/D-Value : (kN)	See Annex A
3.3.5	Towable mass (T) : (t)	
3.3.6	Maximum vertical load (S) : (kg)	

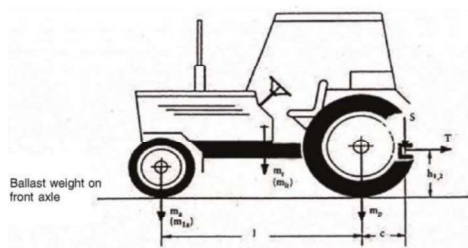
Job number: A0001688	Type: RN	Date of issue: 31/03/2025
Internal procedure applied PTA01 and IST37	Manufacturer: Zoomlion Agriculture Machinery Co., Ltd.	Page: 3 of 4

4. CHECKS AND TESTS

4.1	Test conditions	
4.1.1	Tractor conditions	
4.1.1.1	Suspension or device for automatic leveling:	Not applicable
4.1.2	Test surface:	Flat

4-3 CHECKS OF SPECIAL REQUIREMENTS

	Requirement	C	NC	NA	Remarks
4-3.3	Vertical load on coupling point (S)				
4-3.3.1	It shall not exceed 3000 kg, except for the ball coupling, where the maximum value shall not exceed 4000 kg	X			
4-3.3.2	Conditions of acceptance				
4-3.3.2.1	The permissible static vertical load shall not exceed the technically permissible static vertical load recommended by the manufacturer of the tractor nor the static vertical load laid down for the mechanical coupling pursuant to component type-approval.	X			
4-3.3.2.2	Whatever the state of loading of the tractor, the mass transmitted to the road by the wheels on the forward (steering) axle shall not be less than 20 % of the unladen mass of that tractor, but the maximum load on the rear (other) axle shall not be exceeded.	X			
4-3.4	Height above the ground of the coupling device (h)				



Job number: A0001688	Type: RN	Date of issue: 31/03/2025
Internal procedure applied PTA01 and IST37	Manufacturer: Zoomlion Agriculture Machinery Co., Ltd.	Page: 4 of 4

Requirement	C	NC	NA	Remarks
4-3.4.1 For mechanical couplings on tractors, all tractors with a technically permissible maximum laden mass exceeding 2,5 tonnes shall be fitted with a trailer coupling having a ground clearance satisfying one of the following relations: $h_1 \leq (((m_a - 0,2 \times m_t) \times I - (S \times c)) / (0,6 \times (0,8 \times m_t + S)))$ or $h_2 \leq (((m_{la} - 0,2 \times m_t) \times I - (S \times c)) / (0,6 \times (m_{lt} - 0,2 \times m_t + S)))$ where m_t : mass of the tractor m_{lt} : mass of the tractor with ballast weight on the front axle m_a : weight on the front axle of the unladen tractor m_{la} : weight on the front axle of the tractor with ballast weight on the front axle I : tractor wheelbase S : vertical load on the coupling point c : distance between the reference centre of the mechanical coupling and the vertical plane passing through the axle of the rear wheels of the tractor (Masses m_t , m_{lt} , m_a and m_{la} are expressed in kg)	<input checked="" type="checkbox"/>	<input type="checkbox"/>	<input type="checkbox"/>	see Annex A

C = complying; NC = not complying; NA = not applicable

5. MEASURING INSTRUMENTS

Instrument	Make	Type	Remarks
Steel measuring tap	Tuo niao, China	TN5019/(0 ~ 5) m	Calibration expired on 23/10/2025

6. REMARKS

(report remarks, irregularity, non compliance items)

/

7. CONCLUSIONS

On the basis of checks carried out and of what stated in the information folder provided by the manufacturer, it is hereby certified that the vehicle(s) referred to in pt. 0.2. meet(s) the requirements of (EU) Regulation 2015/208, Annex XXXIV as last amended by (EU) Regulation 2020/540.

31/03/2025
Date of issue

王球光 Ren
Yueguang Ren
Inspector

Fabrizio Comi
Technical Responsible

Job number: A0001688	Type: RN	Date of issue: 31/03/2025
Internal procedure applied PTA01 and IST37	Manufacturer: Zoomlion Agriculture Machinery Co., Ltd.	Page: 1 of 4

A-0 MECHANICAL COUPLING(S)

Variant	Make	ZOOMLION	ZOOMLION
RN2004	Type	015713035QAA20000	015713035QAA10000
	(EU) type -approval mark or number	e49*2015/208*2018/829NS*1006*00	e49*2015/208*2018/829NS*1004*00
	Maximum horizontal load/D-Value	Not applicable	Not applicable
	Towable mass (T)	8 tones	10 tones
	Maximum vertical load (S)	0 kg	1000 kg
	Distance from the vertical plane passing through the axis of the rear axle (c)	Min: 960 mm Max:960 mm	Min: 795 mm Max: 795 mm
	Height above ground (h)		
	minimum	530 mm	600 mm
	maximum	530 mm	780 mm
	Vertical load on the coupling point (S)	0	1000 kg

Job number: A0001688	Type: RN	Date of issue: 31/03/2025
Internal procedure applied PTA01 and IST37	Manufacturer: Zoomlion Agriculture Machinery Co., Ltd.	Page: 2 of 4

A-1 VERTICAL LOAD ON THE COUPLING POINT(S)

A-1.1 Check of the maximum allowed load on the rear axle

Relation used for calculations:

$$S_1 = [(M_p - m_p) \times I] / (I + c)$$

where

S_1 : max allowed vertical load on the coupling point (calculated)

M_p : 4170 kg laden mass on rear axle

4170 kg laden mass on rear axle with 420/85R34

m_p : unladen mass on rear axle (max)

I : wheelbase

c : distance from the vertical plane passing through the axis of the rear axle

(Masses and dimensions in kg and mm)

Variant	Mechanical coupling	Rear tyre	m_p	S_1 (calculated)	S (declared)
RN1304	Clevis 015713035QAA10000	420/85R34	4170	1027	1000

$$S_1 \geq S$$

Job number: A0001688	Type: RN	Date of issue: 31/03/2025
Internal procedure applied PTA01 and IST37	Manufacturer: Zoomlion Agriculture Machinery Co., Ltd.	Page: 3 of 4

A-1.2 Check of front axle lightening

Relation used for calculations:

$$S_2 = [(m_a - 0,2m_t) \times I] / c$$

where

S_2 : max allowed vertical load on the coupling point (calculated)

m_a : unladen mass on front axle (min)

m_t : unladen mass (min)

I : wheelbase

c : distance from the vertical plane passing through the axis of the rear axle

(Masses and dimensions in kg and mm)

Variant	Mechanical coupling	m_t	m_a	S_2 (calculated)	S_{max} (declared)
RN1304	Clevis 015713035QAA10000	5100	2300	3832	1000

$$S_2 \geq S_{max}$$

Job number: A0001688	Type: RN	Date of issue: 31/03/2025
Internal procedure applied PTA01 and IST37	Manufacturer: Zoomlion Agriculture Machinery Co., Ltd.	Page: 4 of 4

A-1.3 Height above the ground of the coupling device

Relation used for calculations:

$$h_1 = \frac{(m_a - 0,2 \times m_t) \times I - (S \times c)}{0,6 \times (0,8 \times m_t + S)}$$

or

$$h_2 = \frac{(m_{1a} - 0,2 \times m_{1t}) \times I - (S \times c)}{0,6 \times (m_{1t} - 0,2 \times m_{1t} + S)}$$

where

m_t : unladen mass

m_a : unladen mass on the front axle

m_{1t} : unladen mass with ballast

m_{1a} : unladen mass on the front axle with ballast

I : wheelbase

S : vertical load on the coupling point

c : distance from the vertical plane passing through the axis of the rear axle

(Masses and dimensions in kg and mm)

Variant	Mechanical coupling	m_t		m_{1t}		m_a		m_{1a}		h_1		h_2		h (declared)	
		min.	max.	min.	max.	min.	max.	min.	max.	min mass	max mass	min mass	max mass	without ballast	with ballast
RN1304	Clevis 015713035QAA10000	/	/	5680	5680	/	/	2840	2840	/	/	980	980	600-780	

$$h \leq h_2$$

Inspection Report

Regulation (EU) 1322/2014 Annex XIII
no. ZOA-RN-1322_2014-XIII-00

Job number: A0001688	Type: RN	Date of issue: 31/03/2025
Internal procedure applied PTA01 and IST37	Manufacturer: Zoomlion Agriculture Machinery Co., Ltd.	Page: 1 of 4

Subject:	Driver's exposure to noise level
EU Regulatory act:	1322/2014 Annex XIII – 2018/830
Inspector:	Yueguang Ren
Inspection site:	COTTEC (China Official Tractor Test and Evaluation Center) Luoyang, Henan, P.R. China
Date of inspection:	11/03/2025

0. GENERAL INFORMATION CONCERNING VEHICLES

0.1.	Make(s) (trade name of the manufacturer):	ZOOMLION	
0.2.	Type:	RN	
0.2.1	Variants/Versions:	Variants:	Versions:
		RN904	
		RN1304	
0.3	Category, subcategory and speed index of vehicle:	T1a	
0.4	Company name and address of manufacturer:	Zoomlion Agriculture Machinery Co., Ltd. No. 16, E'xi Road, Sanshan Economic Development Zone, Wuhu City, Anhui 241080, P.R. China	
0.4.1	Name(s) and address(es) of assembly plant(s):	Henan Zoomlion Intelligent Agriculture Machinery Co., Ltd. 98# Songcheng Road, Kaifeng District, Henan Pilot Free Trade Zone, Henan Province 471000, P.R. China	
0.4.2	Name and address of manufacturer's authorised representative:	Zoomlion Europe GmbH Lohrgraben 2, 55444, Waldlaubersheim / Germany	

1. INFORMATION CONCERNING THE VEHICLE SUBMITTED FOR TESTS

Type	Variant	Version	VIN ⁽¹⁾
RN	RN904	/	ZLARN090AS0000001
RN	RN1304	/	ZLARN130PS0000202

⁽¹⁾ This code has the only purpose to identify the vehicle submitted for tests.

2. PRELIMINARY REMARKS

The vehicle submitted for tests conforms to the information document no. ZOOMLION RN-167-00 dated 25/03/2025 provided by manufacturer. The tested vehicle is representative of the type to be approved.

Job number: A0001688	Type: RN	Date of issue: 31/03/2025
Internal procedure applied PTA01 and IST37	Manufacturer: Zoomlion Agriculture Machinery Co., Ltd.	Page: 2 of 4

3. INFORMATION RELEVANT FOR THE CONDUCT AND THE EVALUATION OF TESTS (DECLARED BY THE MANUFACTURER AND VERIFIED)

3.0	Variant/version	RN904	RN1304
3.1	Powered axles (number and position):	2, front and rear axles	
3.2	Engine		
3.2.1	Make:	SDEC POWER	
3.2.2	Type:	SC4H115G5E	SC4H160.1G5E
3.2.3	Maximum net power : (kW)	85	118
3.2.4	Governor:	Y	N
	- maximum no load speed : (min ⁻¹)	Not applicable	
3.3	Silencers		
3.3.1	Air filter		
3.3.1.1	Make:	Xuzhou Xinxing Filter Co.,Ltd	
3.3.1.2	Type:	1000100458	
3.3.2	Exhaust system		
3.3.2.1	Make:	SDEC POWER	
3.3.2.2	Type:	SCDOC-DPC07, SCDPF-DPC07, SCSCR-DPC07	
3.4	Transmission		
3.4.1	Type:	mechanical/ hydrostatic / electric	
3.4.2	Gear ratios:	23.4	
3.5	Roll-over protective structure		
3.5.1	Roll-bar:	Y	N
3.5.2	Cab:	Y	N
3.6	Driver's seat		
3.6.1	Make:	GRAMMER	
3.6.2	Type:	MSG283-00-W2	
3.6.3	Longitudinal adjustment:	Y	±75
3.6.4	Vertical adjustment:	Y	±30
3.6.5	Suspension:	Y	±30
3.7	Sound absorbent material		
3.7.1	Engine compartment:	Y	N
3.7.2	Engine bonnet(s):	Y	N

Job number: A0001688	Type: RN	Date of issue: 31/03/2025
Internal procedure applied PTA01 and IST37	Manufacturer: Zoomlion Agriculture Machinery Co., Ltd.	Page: 3 of 4

4. CHECKS AND TESTS

4.1 TEST CONDITIONS

4.1.1 Variant/version RN904 & RN1304

4.1.1.1.	Tractor conditions		
4.1.1.1.1	Unladen mass : (kg)	5100	
4.1.1.1.2	Tyres (new):	Front	Rear
	- dimensions : /	320/85R24	420/85R34
	- pressure : (kPa)	160	160
4.1.1.1.3	Powered axles:	Front and rear axles	
4.1.1.2	Test area		
	- slope : (%)	0	
	- condition:	Open and sufficiently silent	
4.1.1.3	Environmental conditions		
	- weather:		
	- wind : (m/s)	1.5	
	- background noise level : (dB(A))	54.3	

4.2 TEST RESULTS

4.2	Method of measurement		
	- according to method 1:		see Annex A
	- according to method 2:	X	see Annex B

Job number: A0001688	Type: RN	Date of issue: 31/03/2025
Internal procedure applied PTA01 and IST37	Manufacturer: Zoomlion Agriculture Machinery Co., Ltd.	Page: 4 of 4

5. MEASURING INSTRUMENTS

Instrument	Make	Type	Remarks
Sound level meter	Rion, Japan	NL-52	Calibration expired on 05/06/2025
Sound level calibrator	Rion, Japan	NL-74	Calibration expired on 05/06/2025

6. REMARKS

(report remarks, irregularity, non-compliant items)

7. CONCLUSIONS

On the basis of checks carried out and of what stated in the information folder provided by the manufacturer, it is hereby certified that the vehicle(s) referred to in pt. 0.2. meet(s) the requirements of Regulation (EU) 1322/2014, Annex XIII as last amended by Regulation (EU) 2018/830.

31/03/2025
Date of issue


Yueguang Ren
Inspector


Fabrizio Comi
Technical Responsible

Job number: A0001688	Type: RN	Date of issue: 31/03/2025
Internal procedure applied PTA01 and IST37	Manufacturer: Zoomlion Agriculture Machinery Co., Ltd.	Page: 1 of 2

B. TEST METHOD 2

B-1 Variant/version RN904

B-1.1	Test conditions:	with the gear giving the speed nearest to 7,5 km/h. Duration of each measurement > 10 s
-------	------------------	--

B-1.2	Microphone position:	with seat adjusted in mean position: 250 mm to the side of the centre plane of the seat; 790 mm above the seat reference point; 150 mm forward of the seat reference point.
-------	----------------------	--

B-1.3	Measurement	"slow" sound-level meter response
-------	-------------	-----------------------------------

B-1.3.1	Gear	Measured speed (km/h)	Right side	Left side
All openings closed	F-I-M	6.9	79.0	79.0
			78.6	78.1
			78.9	78.1
All openings open	F-I-M	6.9	84.0	83.6
			84.0	83.9
			84.1	83.8

B-1.3.1.1	Test results (highest values)	: (dB(A))	84.1
-----------	-------------------------------	-----------	------

B-1.4	Limit value	: (dB(A))	86.0
-------	-------------	-----------	------

Job number: A0001688	Type: RN	Date of issue: 31/03/2025
Internal procedure applied PT14 and IST37	Manufacturer: Zoomlion Agriculture Machinery Co., Ltd.	Page: 2 of 2

B-2 Variant/version RN1304

B-2.1	Test conditions:	with the gear giving the speed nearest to 7,5 km/h. Duration of each measurement > 10 s
-------	------------------	--

B-2.2	Microphone position:	with seat adjusted in mean position: 250 mm to the side of the centre plane of the seat; 790 mm above the seat reference point; 150 mm forward of the seat reference point.
-------	----------------------	--

B-2.3	Measurement	"slow" sound-level meter response
-------	-------------	-----------------------------------

B-2.3.1	Gear	Measured speed (km/h)	Right side	Left side
All openings closed	F-I-M	6.9	79.2	79.1
			79.4	78.5
			79.4	78.2
All openings open		6.9	84.3	84.0
			84.0	84.0
			84.8	84.5

B-2.3.1.1	Test results (highest values)	: (dB(A))	84.8
-----------	-------------------------------	-----------	------

B-2.4	Limit value	: (dB(A))	86.0
-------	-------------	-----------	------

Inspection Report

Regulation (EU) 1322/2014 Annex XIV
no. ZOA-RN-1322_2014-XIV-00

Job number: A0001688	Type: RN	Date of issue: 31/03/2025
Internal procedure applied PTA01 and IST37	Manufacturer: Zoomlion Agriculture Machinery Co., Ltd.	Page: 1 of 4

Subject:	Driving seat (installation)
EU Regulatory act:	1322/2014 Annex XIV – 2018/830
Inspector:	Yueguang Ren
Inspection site:	COTTEC (China Official Tractor Test and Evaluation Center) Luoyang, Henan, P.R. China
Date of inspection:	14/03/2025

0. GENERAL INFORMATION CONCERNING VEHICLES

0.1.	Make(s) (trade name of the manufacturer):	ZOOMLION	
0.2.	Type:	RN	
0.2.1	Variants/Versions:	Variants:	Versions:
		RN904	
		RN1304	
0.3	Category, subcategory and speed index of vehicle:	T1a	
0.4	Company name and address of manufacturer:	Zoomlion Agriculture Machinery Co., Ltd. No. 16, E'xi Road, Sanshan Economic Development Zone, Wuhu City, Anhui 241080, P.R. China	
0.4.1	Name(s) and address(es) of assembly plant(s):	Henan Zoomlion Intelligent Agriculture Machinery Co., Ltd. 98# Songcheng Road, Kaifeng District, Henan Pilot Free Trade Zone, Henan Province 471000, P.R. China	
0.4.2	Name and address of manufacturer's authorised representative:	Zoomlion Europe GmbH Lohrgraben 2, 55444, Waldlaubersheim / Germany	

1. INFORMATION CONCERNING THE VEHICLE SUBMITTED FOR TESTS

Type	Variant	Version	VIN ⁽¹⁾
RN	RN1304	/	ZLARN130PS0000202

⁽¹⁾ This code has the only purpose to identify the vehicle submitted for tests.

2. PRELIMINARY REMARKS

The vehicle submitted for tests conforms to the information document no. ZOOMLION RN-167-00 dated 25/03/2025 provided by manufacturer. The tested vehicle is representative of the type to be approved.

Job number: A0001688	Type: RN	Date of issue: 31/03/2025
Internal procedure applied PTA01 and IST37	Manufacturer: Zoomlion Agriculture Machinery Co., Ltd.	Page: 2 of 4

3. INFORMATION RELEVANT FOR THE CONDUCT AND THE EVALUATION OF TESTS (DECLARED BY THE MANUFACTURER AND VERIFIED)

3.1	Masses and dimensions		
3.1.1	Track		
	- rear		
	• minimum	: (mm)	1680
	• maximum	: (mm)	1680
3.1.2	Unladen mass [M _t]:	: (kg)	5100
3.2	Axles and wheels		
3.2.1	Number of axles and wheels:		2 axles, 4 wheels
3.3	Suspensions		
3.3.1	Type of suspensions:		mechanical/hydraulic/pneumatic/none
3.4	Wheels and tyres		
3.4.1	Tyres dimensions		
	- front:		320/85R24
	- rear:		420/85R34
3.5	Driver's seat		
3.5.1	Make:	GRAMMER	
3.5.2	Type:	MSG283-00-W2	
3.5.3	Type-approval mark:	e1*1322/2014*2018/830W2*00004*05	
3.5.4	Category:	A	
3.5.5	Class:	II	

4. CHECKS AND TESTS

4.1	Test conditions		
4.1.1	Tractor conditions		
4.1.1.1	Suspension or device for automatic leveling:		Not applicable
4.1.2	Test surface:		Flat

4-2 CHECK OF INSTALLATION REQUIREMENTS

	Requirement	C	NC	NA	Remarks
4-2.1	Every driver's seat with suspension system must bear the EU component type-approval mark and be suitable for the tractor category and class according to the following table:	X			

Tractor category	Class	M _t (kg)
A (two-axle tractors, rear axle unsuspended)	I	≤ 3600
	II	3600 < M _t ≤ 6500
	III	> 6500
B (tractors which cannot be assigned to cat. A)	-	-

Job number: A0001688	Type: RN	Date of issue: 31/03/2025
Internal procedure applied PTA01 and IST37	Manufacturer: Zoomlion Agriculture Machinery Co., Ltd.	Page: 3 of 4

	Requirement	C	NC	NA	Remarks
4-2.1.1	The driver's seat must be installed in such a way that:				
4-2.1.1.1	the driver is assured of a comfortable position for driving and manoeuvring the tractor;	X			
4-2.1.1.2	the seat is easily accessible;	X			
4-2.1.1.3	the driver, when seated in the normal driving position, can easily reach the various control devices of the tractor that are likely to be actuated during operation;	X			
4-2.1.1.4	no part of any of the seat or tractor components is likely to cause the driver to suffer cuts or bruises;	X			
4-2.1.1.5	where the position of the seat is adjustable only lengthwise and vertically, the longitudinal axis passing through the Seat Reference Point (S) shall be parallel with the vertical longitudinal plane of the tractor passing through the centre of the steering wheel and not more than 100 mm from that plane.	X			
4-2.1.1.6	where the seat is designed to revolve round a vertical axis it must be capable of being locked in all or certain positions and in any case in the position mentioned in point 1.1.5			X	
4-2.3	Seats intended for tractors with a minimum rear-wheel track of not more than 1150 mm may have the following minimum dimensions in respect of the depth and width of the seat surface: — depth of seat surface: 300 mm; — width of seat surface: 400 mm. This provision is applicable only if the values specified for the depth and the width of the seat surface (i.e. 400 ± 50 mm and at least 450 mm respectively) cannot be adhered to on grounds relating to the tractor			X	

5. MEASURING INSTRUMENTS

Instrument	Make	Type	Remarks
Steel measuring tap	Tuo niao, China	TN5019/(0 ~ 5) m	Calibration expired on 23/10/2025

6. REMARKS

(report remarks, irregularity, non compliant items)

Inspection Report

Regulation (EU) 1322/2014 Annex XIV
no. ZOA-RN-1322_2014-XIV-00

Job number: A0001688	Type: RN	Date of issue: 31/03/2025
Internal procedure applied PTA01 and IST37	Manufacturer: Zoomlion Agriculture Machinery Co., Ltd.	Page: 4 of 4

7. CONCLUSIONS

On the basis of checks carried out and of what stated in the information folder provided by the manufacturer, it is hereby certified that the vehicle(s) referred to in pt. 0.2. meet(s) the requirements of Regulation (EU) 1322/2014, Annex XIV as last amended by Regulation (EU) 2018/830.

31/03/2025
Date of issue

王球光 Ren
Yueguang Ren
Inspector

Fabrizio Comi
Fabrizio Comi
Technical Responsible

Job number: A0001688	Type: RN	Date of issue: 31/03/2025
Internal procedure applied PTA01 and IST37	Manufacturer: Zoomlion Agriculture Machinery Co., Ltd.	Page: 1 of 7

Subject:	Operating space and access to the driving position
EU Regulatory act:	1322/2014, Annex XV – 2018/830
Inspector:	Yueguang Ren
Inspection site:	COTTEC (China Official Tractor Test and Evaluation Center) Luoyang, Henan, P.R. China
Date of inspection:	14/03/2025

0. GENERAL INFORMATION CONCERNING VEHICLES

0.1.	Make(s) (trade name of the manufacturer):	ZOOMLION	
0.2.	Type:	RN	
0.2.1	Variants/Versions:	Variants:	Versions:
		RN904	
		RN1304	
0.3	Category, subcategory and speed index of vehicle:	T1a	
0.4	Company name and address of manufacturer:	Zoomlion Agriculture Machinery Co., Ltd. No. 16, E'xi Road, Sanshan Economic Development Zone, Wuhu City, Anhui 241080, P.R. China	
0.4.1	Name(s) and address(es) of assembly plant(s):	Henan Zoomlion Intelligent Agriculture Machinery Co., Ltd. 98# Songcheng Road, Kaifeng District, Henan Pilot Free Trade Zone, Henan Province 471000, P.R. China	
0.4.2	Name and address of manufacturer's authorised representative:	Zoomlion Europe GmbH Lohrgraben 2, 55444, Waldlaubersheim / Germany	

1. INFORMATION CONCERNING THE VEHICLE SUBMITTED FOR TESTS

Type	Variant	Version	VIN ⁽¹⁾
RN	RN1304	/	ZLARN130PS0000202

⁽¹⁾ This code has the only purpose to identify the vehicle submitted for tests.

2. PRELIMINARY REMARKS

The vehicle submitted for tests conforms to the information document no. ZOOMLION RN-167-00 dated 25/03/2025 provided by manufacturer. The tested vehicle is representative of the type to be approved.

Job number: A0001688	Type: RN	Date of issue: 31/03/2025
Internal procedure applied PTA01 and IST37	Manufacturer: Zoomlion Agriculture Machinery Co., Ltd.	Page: 2 of 7

3. INFORMATION RELEVANT FOR THE CONDUCT AND THE EVALUATION OF TESTS (DECLARED BY THE MANUFACTURER AND VERIFIED)

3.1	Driver's seat				
3.1.1	Make:	GRAMMER			
3.1.2	Type:	MSG283-00-W2			
3.1.3	Longitudinal adjustment:	Y	±75	N	
3.1.4	Vertical adjustment:	Y	±30	N	
3.1.5	Suspension:	Y	±30	N	
3.1.6	Index point:	See ZOOMLION RN-167-00-B25 of information document			

4. CHECKS AND TESTS

4.1	Test conditions	
4.1.1	Tractor conditions	
4.1.1.1	Suspension or device for automatic leveling:	Not applicable
4.1.2	Test surface:	flat

4-2 CHECK OF OPERATING SPACE

	Requirement	C	NC	NA	Remarks
4-2.1	For all vehicles, with the exception of those that fall within categories T2/C2, T4.1/C4.1 and T4.3/C4.3 and those where the driver's Seat Reference Point (S) is more than 300 mm from the median longitudinal plane of the vehicle, the width of the operating space must be at least 900 mm, from 400 to 900 mm above the seat reference point (S) and over a length of 450 mm forward of that point (see Annex A, Figures 1 and 3).	X			
	For vehicles of categories T2/C2 and T4.1/C4.1, the operating space must comply with the minimum dimensions of Figure 7 in Annex A.			X	
	For vehicles of category T4.3/C4.3 and those where the driver's Seat Reference Point (S) is more than 300 mm from the median longitudinal plane of the tractor, the operating space must, over the zone extending to 450 mm in front of the seat reference point (S), have at a height of 400 mm above the seat reference point (S), a total width of at least 700 mm, and at a height of 900 mm above the seat reference point (S), a total width of at least 600 mm.			X	
4-2.2	Vehicle parts and accessories must not hamper the driver when driving the vehicle	X			
4-2.3	For all positions of the steering column and the steering wheel, with the exception of those intended solely for entry and exit, the clearance between the base of the steering wheel and the fixed parts of the vehicle must be at least 50 mm, except for vehicles of categories T2/C2 and T4.1/C4.1 for which must be at least 30 mm	X			

Job number: A0001688	Type: RN	Date of issue: 31/03/2025
Internal procedure applied PTA01 and IST37	Manufacturer: Zoomlion Agriculture Machinery Co., Ltd.	Page: 3 of 7

	Requirement	C	NC	NA	Remarks
	In all other directions this clearance must be at least 80 mm from the rim of the steering wheel, as measured from outside the area occupied by the steering wheel (see Annex A, Figure 2), except for vehicles of categories T2/C2 and T4.1/C4.1 for which must be at least 50 mm.	<input checked="" type="checkbox"/>	<input type="checkbox"/>	<input type="checkbox"/>	
4-2.4	For all vehicles, except those of categories T2/C2 and T4.1/C4.1, the rear wall of the cab from 300 to 900 mm above the Seat Reference Point (S) must be a minimum of 150 mm behind a vertical plane which is perpendicular to the reference plane and passes through the reference point (see Annex A, Figures 2 and 3).	<input checked="" type="checkbox"/>	<input type="checkbox"/>	<input type="checkbox"/>	
4-2.4.1	This wall must have a width of at least 300 mm on either side of the seat reference plane (see Annex A, Figure 3).	<input checked="" type="checkbox"/>	<input type="checkbox"/>	<input type="checkbox"/>	
4-2.5	The manual control devices must be located in relation to one another and to the other parts of the vehicle so that no danger of injury to the operator's hands arises from their operation.	<input checked="" type="checkbox"/>	<input type="checkbox"/>	<input type="checkbox"/>	
4-2.5.1	Hand-operated control devices shall have minimum clearances in accordance with paragraph 4.5.3 of ISO 4254-1:2013. This requirement does not apply to fingertip operation control devices, such as push-buttons or electric switches.	<input checked="" type="checkbox"/>	<input type="checkbox"/>	<input type="checkbox"/>	
4-2.5.2	Alternative locations for the control devices which achieve equally satisfactory safety standards are acceptable.	<input checked="" type="checkbox"/>	<input type="checkbox"/>	<input type="checkbox"/>	
4-2.6	For all vehicles, except those of categories T2/C2 and T4.1/C4.1, no rigid point on the roof must be less than 1050 mm from the seat reference point (S) in a section situated forward of a vertical plane passing through the reference point and perpendicular to the reference plane (see Annex A, Figure 2). The padding may extend downwards to 1000 mm above the Seat Reference Point (S).	<input checked="" type="checkbox"/>	<input type="checkbox"/>	<input type="checkbox"/>	
4-2.6.1	The radius of curvature of the surface between the rear panel of the cab and the roof of the cab may extend up to a maximum of 150 mm.	<input checked="" type="checkbox"/>	<input type="checkbox"/>	<input type="checkbox"/>	

Job number: A0001688	Type: RN	Date of issue: 31/03/2025
Internal procedure applied PTA01 and IST37	Manufacturer: Zoomlion Agriculture Machinery Co., Ltd.	Page: 4 of 7

4-3 CHECK OF ACCESS TO THE DRIVING POSITION (MEANS OF ENTRY AND EXIT)

	Requirement	C	NC	NA	Remarks
4-3.1	It must be possible to use the means of entry and exit without danger. Wheel hubs, hub caps or wheel rims are not acceptable as steps or rungs.	<input checked="" type="checkbox"/>	<input type="checkbox"/>	<input type="checkbox"/>	
4-3.2	The points of access to the driving position and to the passenger seat must be free of any parts liable to cause injury. Where an obstruction such as a clutch pedal is present, a step or footrest must be provided to ensure safe access to the driving position.	<input checked="" type="checkbox"/>	<input type="checkbox"/>	<input type="checkbox"/>	No passenger seat
4-3.3	Steps, integral foot recesses and rungs.				
4-3.3.1	Steps, integral foot recesses and rungs must have the following dimensions:				
	- depth clearance: ≥ 150 mm, except for vehicles of cat. T2/C2 and T4.1/C4.1	<input checked="" type="checkbox"/>	<input type="checkbox"/>	<input type="checkbox"/>	
	- width clearance: ≥ 250 mm or ≥ 150 mm where justified as being necessary on technical grounds	<input checked="" type="checkbox"/>	<input type="checkbox"/>	<input type="checkbox"/>	
	- height clearance: ≥ 120 mm	<input checked="" type="checkbox"/>	<input type="checkbox"/>	<input type="checkbox"/>	
	- distance between surface of two steps: ≤ 300 mm (see Annex A, Figure 4)	<input checked="" type="checkbox"/>	<input type="checkbox"/>	<input type="checkbox"/>	
4-3.3.2	The upper step or rung must be easily identifiable and accessible for a person leaving the vehicle.	<input checked="" type="checkbox"/>	<input type="checkbox"/>	<input type="checkbox"/>	
	The vertical distance between successive steps or rungs must be equal with a tolerance of 20 mm	<input checked="" type="checkbox"/>	<input type="checkbox"/>	<input type="checkbox"/>	
4-3.3.3	The lowest foothold must not be more than 550 mm above the ground when the vehicle is fitted with the largest tyre size recommended by the manufacturer (see Annex A, Figure 4)	<input checked="" type="checkbox"/>	<input type="checkbox"/>	<input type="checkbox"/>	
4-3.3.4	Steps or rungs must be designed and constructed in such a way that feet will not slip on them (e.g. steel or mesh grilles).	<input checked="" type="checkbox"/>	<input type="checkbox"/>	<input type="checkbox"/>	
4-3.3.5	Alternative requirements for vehicles of category C				
4-3.3.5.1	In the case of step(s) integrated in the track frame (see Annex A, Figure 5), it can be retracted under an angle of $\leq 15^\circ$, if at least the basic dimension of riser height dimension B, and the tread depth F1 according to the Table 1 of EN ISO 2867:2006 is met, measured from the outer edges of the track shoes.	<input type="checkbox"/>	<input type="checkbox"/>	<input checked="" type="checkbox"/>	
4-3.3.5.2	In addition, taken into account the limited view during egress, the step width shall be at least as wide as the minimum set out in Table 1 of EN ISO 2867:2006	<input type="checkbox"/>	<input type="checkbox"/>	<input checked="" type="checkbox"/>	

Job number: A0001688	Type: RN	Date of issue: 31/03/2025
Internal procedure applied PTA01 and IST37	Manufacturer: Zoomlion Agriculture Machinery Co., Ltd.	Page: 5 of 7

	Requirement	C	NC	NA	Remarks
4-3.3.5.3	For vehicles of category C with steel tracks with the access step installed on the frame of the track-rollers, the outer edge of the step does not need to extend beyond the vertical plane formed by the external edge of the track shoes, but shall be as close as practically possible.	<input type="checkbox"/>	<input type="checkbox"/>	<input checked="" type="checkbox"/>	
4-3.4	Handrails/handholds				
4-3.4.1	Handrails or handholds shall be provided and designed so that the operator can maintain three-point contact support while accessing or exiting the operator's station.	<input checked="" type="checkbox"/>	<input type="checkbox"/>	<input type="checkbox"/>	
	The lower end of the handrail/handhold shall be located no higher than 1500 mm from the ground surface.	<input checked="" type="checkbox"/>	<input type="checkbox"/>	<input type="checkbox"/>	
	A minimum clearance of 30 mm shall be provided for hand clearance between the handrail/handhold and the adjacent parts (except at attaching points).	<input checked="" type="checkbox"/>	<input type="checkbox"/>	<input type="checkbox"/>	
4-3.4.2	A handrail or handhold shall be provided above the uppermost step/rung of the boarding means at a height between 850 mm and 1100 mm.	<input checked="" type="checkbox"/>	<input type="checkbox"/>	<input type="checkbox"/>	
	The handhold on vehicles shall be at least 110 mm long.	<input checked="" type="checkbox"/>	<input type="checkbox"/>	<input type="checkbox"/>	

4-4 CHECKS OF ACCESS TO OTHER POSITIONS THAN THE DRIVING POSITION

	Requirement	C	NC	NA	Remarks
4-4.1	It must be possible to use the accesses to other positions (e.g. for adjusting the right mirror or cleaning actions) without danger. Wheel hubs, hub caps or wheel rims are not acceptable as steps or rungs. Handrails or handholds shall be provided and designed so that the operator can maintain three-point contact support at all times.	<input type="checkbox"/>	<input type="checkbox"/>	<input checked="" type="checkbox"/>	
4-4.2	Steps, integral foot recesses and rungs must have the following dimensions:				
	- depth clearance: ≥ 150 mm	<input type="checkbox"/>	<input type="checkbox"/>	<input checked="" type="checkbox"/>	
	- width clearance: ≥ 250 mm or ≥ 150 mm where justified as being necessary on technical grounds	<input type="checkbox"/>	<input type="checkbox"/>	<input checked="" type="checkbox"/>	
	- height clearance: ≥ 125 mm	<input type="checkbox"/>	<input type="checkbox"/>	<input checked="" type="checkbox"/>	
	- distance between surface of two steps: ≤ 300 mm (see Annex A, Figure 6)	<input type="checkbox"/>	<input type="checkbox"/>	<input checked="" type="checkbox"/>	

Job number: A0001688	Type: RN	Date of issue: 31/03/2025
Internal procedure applied PTA01 and IST37	Manufacturer: Zoomlion Agriculture Machinery Co., Ltd.	Page: 6 of 7

Requirement

	C	NC	NA	Remarks
4-4.2.1	<input type="checkbox"/>	<input type="checkbox"/>	<input checked="" type="checkbox"/>	
Such boarding means shall comprise a series of successive steps as shown in Figure 6				
Each step shall have an anti-slip surface, a lateral boundary on each side and have to be designed so that dirt and snow accumulation in normal working conditions can be largely prevented.	<input type="checkbox"/>	<input type="checkbox"/>	<input checked="" type="checkbox"/>	
The vertical and horizontal distance between consecutive steps shall not be less than 150 mm; however, a tolerance of 20 mm between stages is allowed.	<input type="checkbox"/>	<input type="checkbox"/>	<input checked="" type="checkbox"/>	

4-5 CHECKS OF DOORS AND WINDOWS

Requirement

	C	NC	NA	Remarks
4-5.1	<input checked="" type="checkbox"/>	<input type="checkbox"/>	<input type="checkbox"/>	
The devices operating the doors and windows must be designed and installed in such a way that they neither constitute a danger to the driver nor impede him while driving.				
4-5.2	<input checked="" type="checkbox"/>	<input type="checkbox"/>	<input type="checkbox"/>	
The opening angle of the door must permit entry and exit without danger.				
4-5.3	<input checked="" type="checkbox"/>	<input type="checkbox"/>	<input type="checkbox"/>	
The access doors to the cabin must have a minimum width of 250 mm at floor height.				
4-5.4	<input checked="" type="checkbox"/>	<input type="checkbox"/>	<input type="checkbox"/>	
Ventilation windows, if any, must be easily adjustable				

4-6 CHECK OF EMERGENCY EXITS

Requirement

	C	NC	NA	Remarks
4-6.1.1	<input checked="" type="checkbox"/>	<input type="checkbox"/>	<input type="checkbox"/>	
Single-door cabs must have two extra exits constituting emergency exits.				
4-6.1.2	<input type="checkbox"/>	<input type="checkbox"/>	<input checked="" type="checkbox"/>	
Two-door cabs must have one extra exit constituting an emergency exit, except for vehicles of categories T2/C2 and T4.1/C4.1.				
4-6.2	<input checked="" type="checkbox"/>	<input type="checkbox"/>	<input type="checkbox"/>	
Each of the exits must be on a different cab wall (the term 'wall' may include the roof). Windscreens and side, rear and roof windows may be regarded as emergency exits if provision is made to open them or to move them quickly from inside the cab.				
4-6.3	<input checked="" type="checkbox"/>	<input type="checkbox"/>	<input type="checkbox"/>	
For all vehicles, except those of categories T2/C2 and T4.1/C4.1, emergency exits must have the minimum dimensions required to circumscribe an ellipse with a minor axis of 440 mm and a major axis of 640 mm. Vehicles of categories T2/C2 and T4.1/C4.1 fitted with a cab that do not respect the minimum dimensions of the emergency exits indicated in the previous paragraph shall be provided with at least two doors.				
4-6.4	<input checked="" type="checkbox"/>	<input type="checkbox"/>	<input type="checkbox"/>	
Any window of sufficient size may be designated as an emergency exit if they are made of breakable glass and can be broken with a tool provided in the cab for that purpose.				

Job number: A0001688	Type: RN	Date of issue: 31/03/2025
Internal procedure applied PTA01 and IST37	Manufacturer: Zoomlion Agriculture Machinery Co., Ltd.	Page: 7 of 7

	Requirement	C	NC	NA	Remarks
4-6.5	The surrounds of emergency exits shall not present any danger.	<input checked="" type="checkbox"/>	<input type="checkbox"/>	<input type="checkbox"/>	
	When to evacuate the cabin is required to overcome differences in height exceeding 1000 mm means to facilitate the evacuation shall be provided.	<input checked="" type="checkbox"/>	<input type="checkbox"/>	<input type="checkbox"/>	
	For this purpose, when the exit is from the rear side, the supporting points offered by the arms of the three point lifting mechanism or by the PTO guard shall be considered sufficient if they have a resistance to vertical loads of at least 1200 N.	<input checked="" type="checkbox"/>	<input type="checkbox"/>	<input type="checkbox"/>	
4-6.6	Emergency exits must be marked with pictograms containing instructions for the operator in accordance with Annex XXVI to Commission Del. Regulation (EU) No 1322/2014.	<input checked="" type="checkbox"/>	<input type="checkbox"/>	<input type="checkbox"/>	

C = complying; NC = not complying; NA = not applicable

5. MEASURING INSTRUMENTS

Instrument	Make	Type	Remarks
Steel measuring tap	Tuo niao, China	TN5019/(0 ~ 5) m	Calibration expired on 23/10/2025

6. REMARKS

(report remarks, irregularity, non compliance items)

7. CONCLUSIONS

On the base of checks carried out and of what stated in the information folder provided by the manufacturer, it is hereby certified that the vehicle(s) referred to in pt. 0.2. meet(s) the requirements of (EU) Regulation 1322/2014, Annex XV as last amended by (EU) Regulation 2018/830.

31/03/2025

Date of issue


Yueguang Ren
Inspector


Fabrizio Comi
Technical Responsible

Job number: A0001688
Internal procedure applied PTA01 and IST37

Type: RN
Manufacturer: Zoomlion Agriculture Machinery Co., Ltd.

Date of issue: 31/03/2025

Page: 1 of 4

Figure 1
(Dimensions in millimetres)

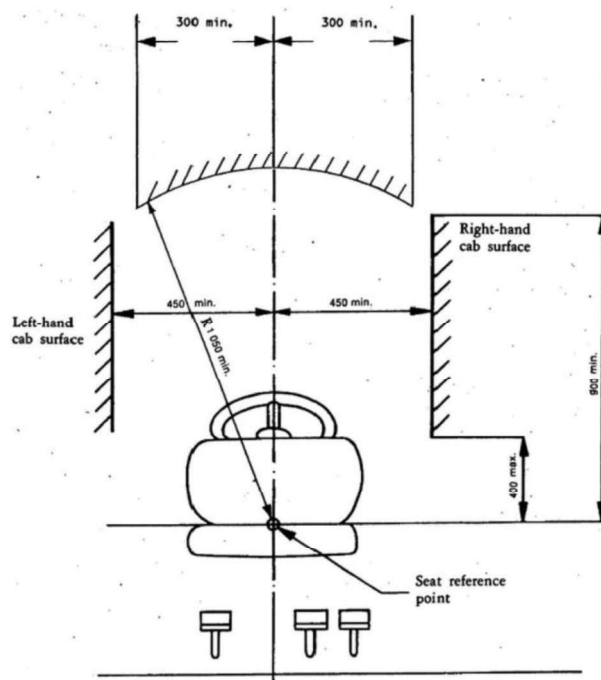
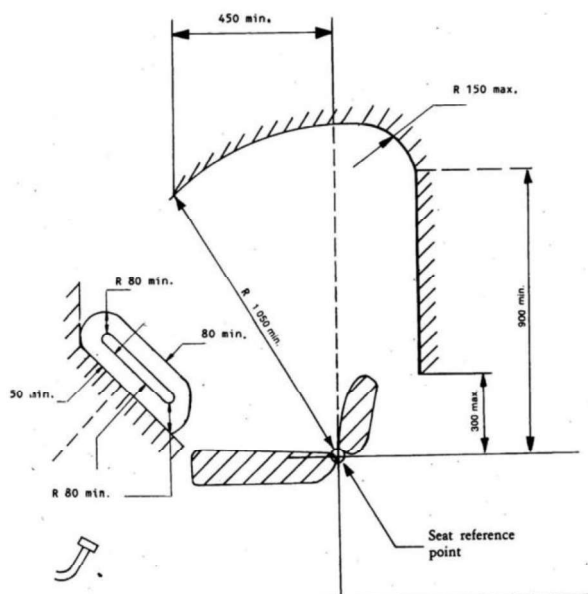


Figure 2
(Dimensions in millimetres)



Job number: A0001688
Internal procedure applied PTA01 and IST37

Type: RN
Manufacturer: Zoomlion Agriculture Machinery Co., Ltd.

Date of issue: 31/03/2025
Page: 2 of 4

Figure 3
(Dimensions in millimetres)

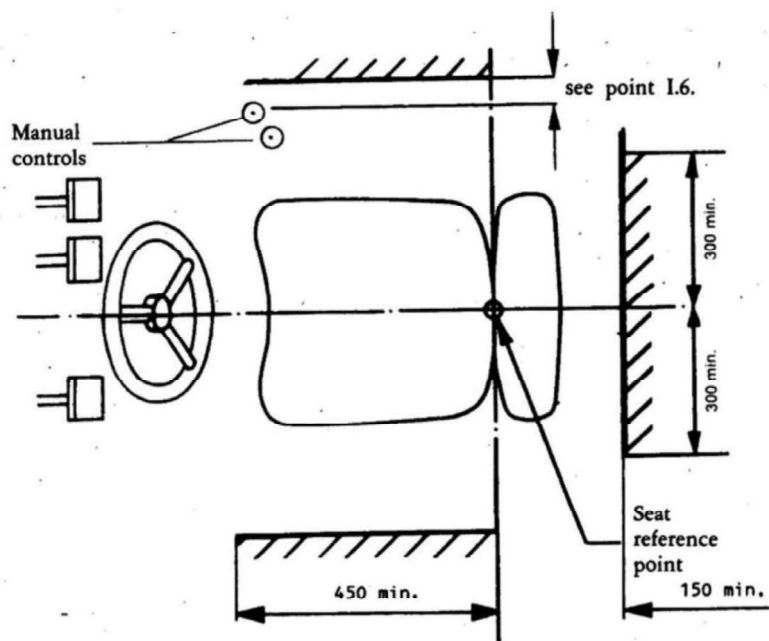
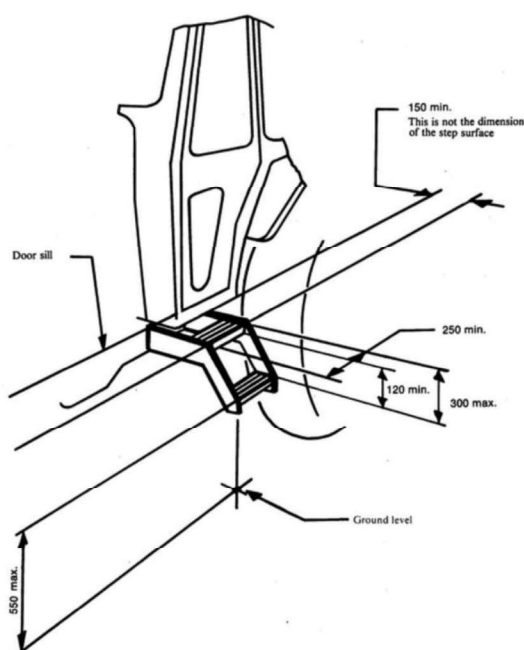


Figure 4

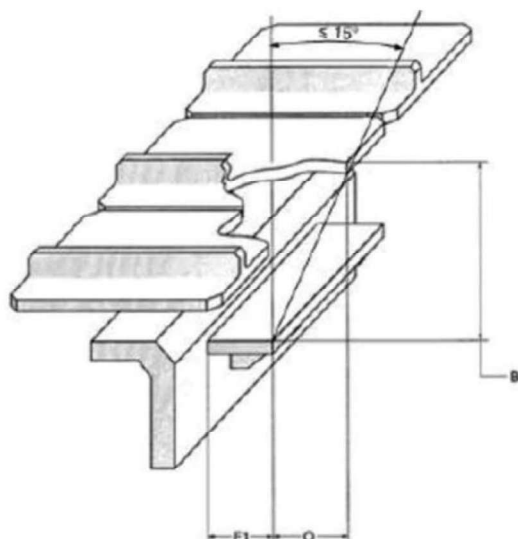
(Dimensions in mm)



Job number: A0001688	Type: RN	Date of issue: 31/03/2025
Internal procedure applied PTA01 and IST37	Manufacturer: Zoomlion Agriculture Machinery Co., Ltd.	Page: 3 of 4

Figure 5

Dimensions of access step integrated in the track frame of track-laid tractors (source: EN ISO 2867:2006)



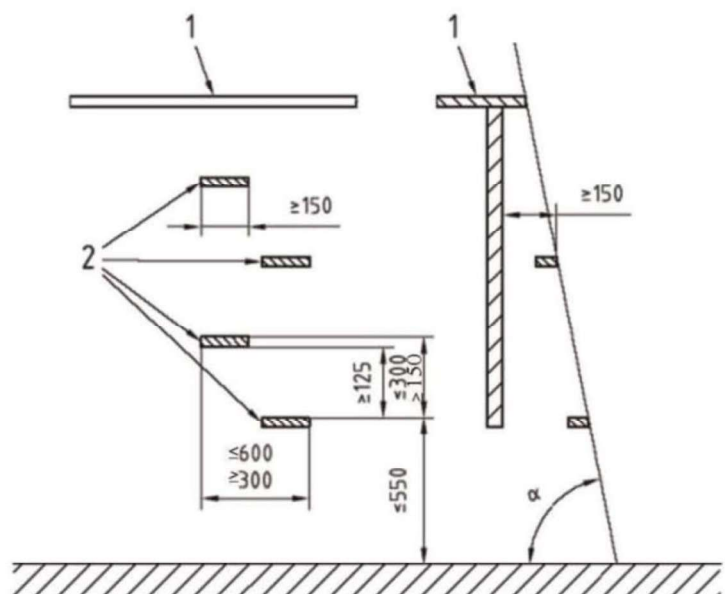
$B \leq 400 \text{ mm}$

$F1 \geq 130 \text{ mm}$

Q maximum retraction of a step

Figure 6

(Source: EN ISO 4254-1 No. 4.7)



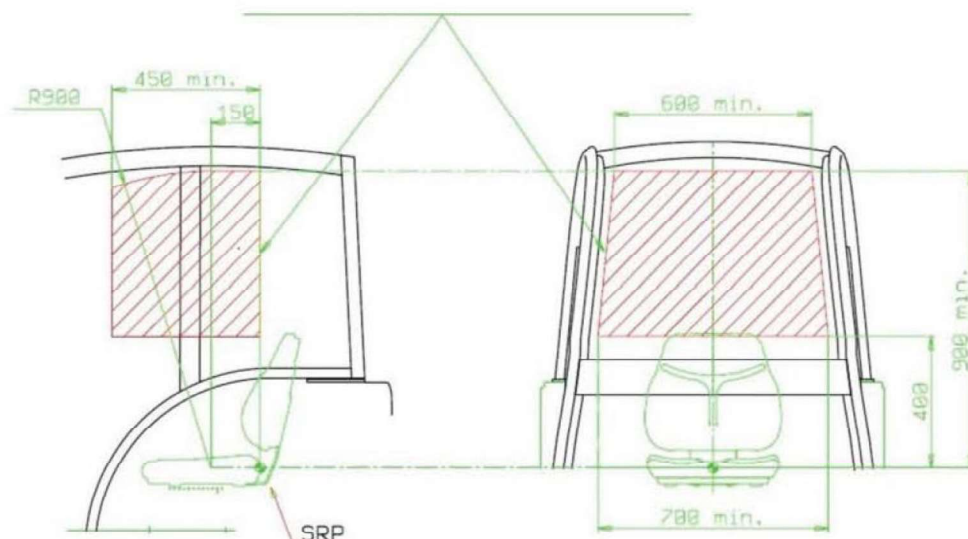
Job number: A0001688
Internal procedure applied PTA01 and IST37

Type: RN
Manufacturer: Zoomlion Agriculture Machinery Co., Ltd.

Date of issue:	31/03/2025
Page:	4 of 4

Figure 7

Minimum dimensions of the operating space in tractors of categories T2/C2 and T4.1/C4.1



Inspection Report

Regulation (EU) 1322/2014 Annex XVI
no. ZOA-RN-1322_2014-XVI-00

Job number: A0001688	Type: RN	Date of issue: 31/03/2025
Internal procedure applied PTA01 and IST37	Manufacturer: Zoomlion Agriculture Machinery Co., Ltd.	Page: 1 of 12

Subject:	Power take-off
EU Regulatory act:	1322/2014 Annex XVI – 2018/830
Inspector:	Yueguang Ren
Inspection site:	COTTEC (China Official Tractor Test and Evaluation Center) Luoyang, Henan, P.R. China
Date of inspection:	14/03/2025

0. GENERAL INFORMATION CONCERNING VEHICLES

0.1.	Make(s) (trade name of the manufacturer):	ZOOMLION	
0.2.	Type:	RN	
0.2.1	Variants/Versions:	Variants:	Versions:
		RN904	
		RN1304	
0.3	Category, subcategory and speed index of vehicle:	T1a	
0.4	Company name and address of manufacturer:	Zoomlion Agriculture Machinery Co., Ltd. No. 16, E'xi Road, Sanshan Economic Development Zone, Wuhu City, Anhui 241080, P.R. China	
0.4.1	Name(s) and address(es) of assembly plant(s):	Henan Zoomlion Intelligent Agriculture Machinery Co., Ltd. 98# Songcheng Road, Kaifeng District, Henan Pilot Free Trade Zone, Henan Province 471000, P.R. China	
0.4.2	Name and address of manufacturer's authorised representative:	Zoomlion Europe GmbH Lohrgraben 2, 55444, Waldlaubersheim / Germany	

1. INFORMATION CONCERNING THE VEHICLE SUBMITTED FOR TESTS

Type	Variant	Version	VIN ⁽¹⁾
RN	RN1304	/	ZLARN130PS0000202

⁽¹⁾ This code has the only purpose to identify the vehicle submitted for tests.

2. PRELIMINARY REMARKS

The vehicle submitted for tests conforms to the information document no. ZOOMLION RN-167-00 dated 25/03/2025 provided by manufacturer. The tested vehicle is representative of the type to be approved.

Job number: A0001688	Type: RN	Date of issue: 31/03/2025
Internal procedure applied PTA01 and IST37	Manufacturer: Zoomlion Agriculture Machinery Co., Ltd.	Page: 2 of 6

3. INFORMATION RELEVANT FOR THE CONDUCT AND THE EVALUATION OF TESTS (DECLARED BY THE MANUFACTURER AND VERIFIED)

3.1	Masses and dimensions
3.1.1	Track
	- front
	• minimum: : (mm) 1730
	• maximum: : (mm) 1730
	- rear
	• minimum: : (mm) 1680
	• maximum: : (mm) 1680
3.2	Wheels and tyres
3.2.1	Tyres dimensions
	- front: 320/85R24
	- rear: 420/85R34
3.3	Power take-off(s)
3.3.1	Type: 1
3.3.2	Position: Rear Front
3.3.3	Nominal speed : (min ⁻¹) 540 1000
3.3.4	Ratio: 3.86 2.04

4. CHECKS AND TESTS

4.1. CHECK OF REQUIREMENTS FOR REAR POWER TAKE-OFFS

4.1.1 Tractors having a track > 1150 mm. ISO 500-1:2014 is applicable

ISO500.1-4 Check of specifications

Requirement

ISO500.1-4.1 The tractor rear power take-off (PTO) is classified into four types (see table below)

C	NC	NA	Remarks
X			Type 1

PTO type	Nominal diameter (mm)	Number and type of splines	Nominal PTO rated rotational frequency (min ⁻¹)	Recommended PTO power at rated engine speed ^a (kW)
1	35	6 straight splines	540	<65
			1000 ^b	<110
2	35	21 involute splines	1000	<130
3	45	20 involute splines	1000	<300
4	57,5	22 involute splines	1300	<450

^a Determined in accordance with ISO 789-1 or OECD code 2

^b This option is not available in North America

Inspection Report

Regulation (EU) 1322/2014 Annex XVI
no. ZOA-RN-1322_2014-XVI-00



INSPECTION
MANAGEMENT SYSTEM CERTIFICATION
PERSONS CERTIFICATION
PRODUCT CERTIFICATION

Job number: A0001688	Type: RN	Date of issue: 31/03/2025
Internal procedure applied PTA01 and IST37	Manufacturer: Zoomlion Agriculture Machinery Co., Ltd.	Page: 3 of 6

	Requirement	C	NC	NA	Remarks
ISO500.1-4.2	The direction of PTO rotation shall be clockwise when viewed from behind the tractor except when a ground-driven PTO is operated with the tractor in reverse direction	<input checked="" type="checkbox"/>	<input type="checkbox"/>	<input type="checkbox"/>	
ISO500.1-4.3	The nominal PTO rated rotational frequency can be realized by one or more engine speed ranges	<input checked="" type="checkbox"/>	<input type="checkbox"/>	<input type="checkbox"/>	
ISO500.1-5	Check of PTO-speed requirements for shiftable PTO	<input checked="" type="checkbox"/>	<input type="checkbox"/>	<input type="checkbox"/>	
ISO500.1-5.1	Should more than one ratio between the engine speed and the PTO rotation speed be provided, any change of ratio shall be indicated. In addition, specific design measures shall be taken to ensure that unintentional changes of ratio, particularly in changing to a higher rotational speed, cannot occur. This safety device shall operate each time the PTO is engaged	<input checked="" type="checkbox"/>	<input type="checkbox"/>	<input type="checkbox"/>	
ISO500.1-5.2	A means to indicate when the PTO is operating at which nominal speed shall be provided	<input checked="" type="checkbox"/>	<input type="checkbox"/>	<input type="checkbox"/>	
ISO500.1-6	Check of safety requirements	<input checked="" type="checkbox"/>	<input type="checkbox"/>	<input type="checkbox"/>	
ISO500.1-6.1	The PTO master shield, as shown in Figure 1 and Table 2 of Annex A, shall be supplied by the tractor manufacturer and shall be fixed to the tractor. If the same degree of safety protection is reached and the clearance zone is respected, equivalent protection devices (e.g. towing hook or clevis support) can be used instead of the master shield. In this case, provisions shall be made for anchoring the restraining member of the PTO drive shaft guard	<input checked="" type="checkbox"/>	<input type="checkbox"/>	<input type="checkbox"/>	
ISO500.1-6.3	If the PTO master shield can be used as a step, it shall withstand a vertical static load of 1200 N without permanent deformation	<input checked="" type="checkbox"/>	<input type="checkbox"/>	<input type="checkbox"/>	
ISO500.1-6.4	An additional non-rotating casing which fully covers the PTO can also be supplied with the tractor to cover the PTO when the PTO is not in use	<input checked="" type="checkbox"/>	<input type="checkbox"/>	<input type="checkbox"/>	
ISO500.1-7	Check of dimensions for tractor master shield aperture and clearance zone of PTO	<input checked="" type="checkbox"/>	<input type="checkbox"/>	<input type="checkbox"/>	
	The dimensions of the tractor master shield aperture and the clearance zone around the PTO shall be in accordance with Figure 1 and Table 2 of Annex A	<input checked="" type="checkbox"/>	<input type="checkbox"/>	<input type="checkbox"/>	

Job number: A0001688	Type: RN	Date of issue: 31/03/2025
Internal procedure applied PTA01 and IST37	Manufacturer: Zoomlion Agriculture Machinery Co., Ltd.	Page: 4 of 6

4.1.2 Tractors having a track ≤ 1150 mm. ISO 500-2:2004 is applicable

ISO500.2-4 Check of specifications

Requirement

C NC NA Remarks

ISO500.2-4.1 The tractor rear power take-off (PTO) is classified into two types (see table below)

		X
--	--	---

PTO type	Nominal diameter (mm)	Number and type of splines	Nominal PTO rated rotational frequency (min ⁻¹)	Recommended PTO power at rated engine speed ^a (kW)
1	35	6 straight splines	540	<65
			1000 ^b	<110
2	35	21 involute splines	1000	<130

^a Determined in accordance with ISO 789-1 or OECD code 2

^b This option is not available in North America

ISO500.2-4.2 The direction of PTO rotation shall be clockwise when viewed from behind the tractor

		X
--	--	---

ISO500.2-4.3 The nominal PTO rated rotational frequency may be realized by one or more engine speed ranges

		X
--	--	---

ISO500.2-5 Check of general requirements

Safety and PTO speed requirements shall be according to ISO 500-1

ISO500.2-5.1 Check of PTO-speed requirements for shiftable PTO

Requirement

C NC NA Remarks

ISO500.2-5.1.1 Should more than one ratio between the engine speed and the PTO rotation speed be provided, any change of ratio shall be indicated. In addition, specific design measures shall be taken to ensure that unintentional changes of ratio, particularly in changing to a higher rotational speed, cannot occur. This safety device shall operate each time the PTO is engaged

		X
--	--	---

ISO500.2-5.1.2 A means to indicate when the PTO is operating at which nominal speed shall be provided

		X
--	--	---

ISO500.2-5.2 Check of safety requirements

Requirement

C NC NA Remarks

ISO500.2-5.2.1 The PTO master shield, as shown in figure 1 and table 2 of Annex B, shall be supplied by the tractor manufacturer and shall be fixed to the tractor. If the same degree of safety protection is reached and the clearance zone is respected, equivalent protection devices (e.g. towing hook or clevis support) can be used instead of the master shield. In this case, provisions shall be made for anchoring the restraining member of the PTO drive shaft guard

		X
--	--	---

Job number: A0001688	Type: RN	Date of issue: 31/03/2025
Internal procedure applied PTA01 and IST37	Manufacturer: Zoomlion Agriculture Machinery Co., Ltd.	Page: 5 of 6

	Requirement	C	NC	NA	Remarks
ISO500.2-5.2.2	If the PTO master shield can be used as a step, it shall withstand a vertical static load of 1200 N without permanent deformation	<input type="checkbox"/>	<input type="checkbox"/>	<input checked="" type="checkbox"/>	
ISO500.2-5.2.3	An additional non-rotating casing which fully covers the PTO can also be supplied with the tractor to cover the PTO when the PTO is not in use	<input type="checkbox"/>	<input type="checkbox"/>	<input checked="" type="checkbox"/>	

ISO500.2-6	Check of dimensions for tractor master shield aperture and clearance zone of PTO				
	<u>Requirement</u>	C	NC	NA	Remarks
	The tractor master shield aperture and the clearance zone around the PTO shall be in accordance with Figure 1 and Table 1 in Annex B	<input checked="" type="checkbox"/>	<input type="checkbox"/>	<input type="checkbox"/>	

4.2. CHECK OF REQUIREMENTS FOR FRONT POWER TAKE-OFFS. ISO 8759-1:1998 is applicable

ISO8759.1-4.1	Check of type, rotational frequency and direction of rotation				
	<u>Requirement</u>	C	NC	NA	Remarks
	Type of PTO must conform to one of the types described in following table:	<input type="checkbox"/>	<input type="checkbox"/>	<input checked="" type="checkbox"/>	

PTO type	Nominal diameter (mm)	Number and type of splines	Nominal PTO rated rotational frequency (min ⁻¹)	Recommended PTO power at rated engine speed ^a (kW)
1	35	6 straight splines	540	<65
			1000 ^b	<110
2	35	21 involute splines	1000	<130
3	45	20 involute splines	1000	<300

^a Determined in accordance with ISO 789-1 or OECD code 2

^b This option is not available in North America

The direction of type 2 or 3 PTO rotation shall be clockwise when viewed from the front of the tractor	<input type="checkbox"/>	<input type="checkbox"/>	<input checked="" type="checkbox"/>
The direction of rotation shall be indicated by an arrow	<input type="checkbox"/>	<input type="checkbox"/>	<input checked="" type="checkbox"/>
The direction of type 1 PTO rotation shall be anti-clockwise when viewed from the front of the tractor	<input type="checkbox"/>	<input type="checkbox"/>	<input checked="" type="checkbox"/>

ISO8759.1-4.3	Check of clearance zone around PTO				
	<u>Requirement</u>	C	NC	NA	Remarks
	The clearance zone around the power take-off shall be in accordance with figure 2 and table 1 of Annex C. The dimensions <i>g</i> and <i>i</i> may be transposed	<input type="checkbox"/>	<input type="checkbox"/>	<input checked="" type="checkbox"/>	

Job number: A0001688	Type: RN	Date of issue: 31/03/2025
Internal procedure applied PTA01 and IST37	Manufacturer: Zoomlion Agriculture Machinery Co., Ltd.	Page: 6 of 6

ISO8759.1-4.4 Check of protection of PTO

Requirement

A protective device in accordance with figure 3 and table 2 of Annex C shall be supplied by the manufacturer and shall be fixed at the tractor, unless an equivalent protective device ensures the same degree of protection

C NC NA Remarks

		X
--	--	---

If the protective device is not designed to be used as a step, it may be flexible

		X
--	--	---

Provision shall be made for anchoring the power take-off drive shaft guard. Fully closed protective devices may be used

		X
--	--	---

ISO8759.1-4.5 Check of operation of controls

Requirement

The rated rotational frequency of the PTO shall be indicated at the level of the driver's work place or at the level of the control itself. Unintentional engagement shall be avoided. If more than one rotational frequency is provided, unintentional change-over to a higher frequency shall be avoided

C NC NA Remarks

		X
--	--	---

C = complying; NC = not complying; NA = not applicable

5. MEASURING INSTRUMENTS

Instrument	Make	Type	Remarks
Steel measuring tap	Tuo niao, China	TN5019/(0 ~ 5) m	Calibration expired on 23/10/2025

6. REMARKS

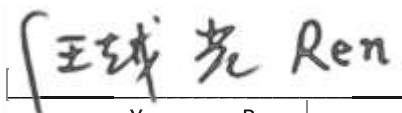
/

7. CONCLUSIONS

On the base of checks carried out and of what stated in the information folder provided by the manufacturer, it is hereby certified that the vehicle(s) referred to in pt. 0.2. meet(s) the requirements of (EU) Regulation 1322/2014, Annex XVI as last amended by (EU) Regulation 2018/830.

31/03/2025

Date of issue



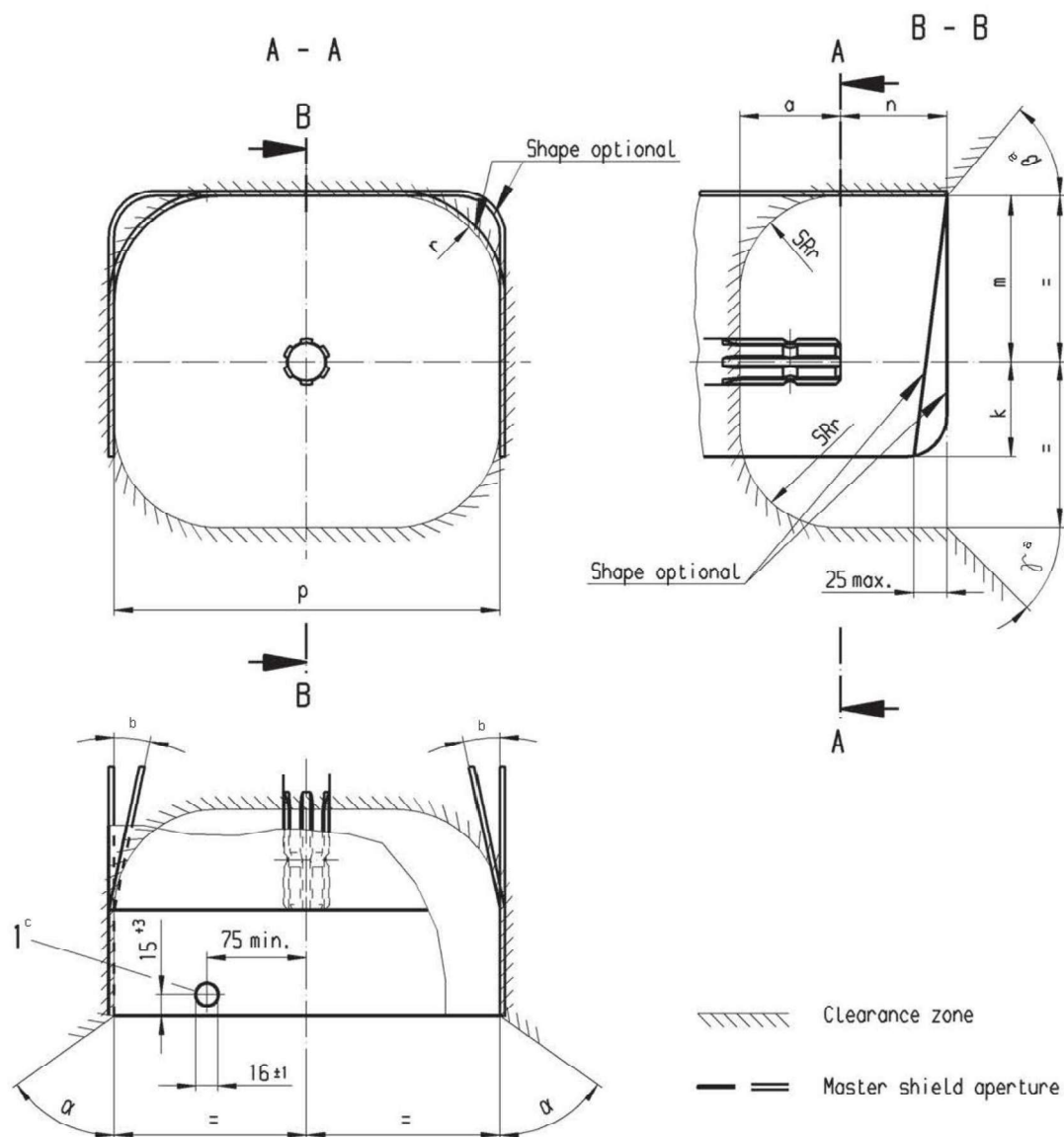
Yueguang Ren
Inspector



Fabrizio Comi
Technical Responsible

Job number: A0001688	Type: RN	Date of issue: 31/03/2025
Internal procedure applied PTA01 and IST37	Manufacturer: Zoomlion Agriculture Machinery Co., Ltd.	Page: 1 of 2

Figure 1 — Tractor master shield aperture and clearance zone around PTO



Key

- 1 Hole
- a The clearance can be restricted by movable and/or detachable devices. The clearance zone on towing vehicles shall be in accordance with ISO 6489 (all parts) and ISO 5673-2.
- b Angle optional under consideration of clearance zone.
- c For coupling up the restraining member of the PTO drive shaft guard preventing guard rotation.

Job number: A0001688	Type: RN	Date of issue: 31/03/2025
Internal procedure applied PTA01 and IST37	Manufacturer: Zoomlion Agriculture Machinery Co., Ltd.	Page: 2 of 2

Table 2 — Tractor master shield controlling dimensions for aperture and clearance zone dimensions

Dimension	PTO type			
	1	2	3 ^a	4 ^b
a_{\min}	80 mm	80 mm	95 mm	105 mm
α_{\min}	60 °	60 °	60 °	60 °
β_{\min}	50 °	50 °	50 °	50 °
γ_{\min}	45 °	45 °	45 °	45 °
SRr_{\max}	76 mm	76 mm	90 mm	90 mm
k_{\min}	70 mm	70 mm	80 mm	80 mm
$m \pm 5$ mm	125 mm	125 mm	150 mm	150 mm
$n \pm 5$ mm	85 mm	85 mm	100 mm	100 mm
$p \pm 10$ mm	290 mm	290 mm	360 mm	360 mm
r_{\max}	76 mm	76 mm	90 mm	90 mm

^a For tractors equipped with the PTO type 3 that can be adapted to also provide a PTO type 1 or 2, the master shield only needs to meet the specifications in [Figure 1](#) and [Table 2](#) for the PTO type 3.

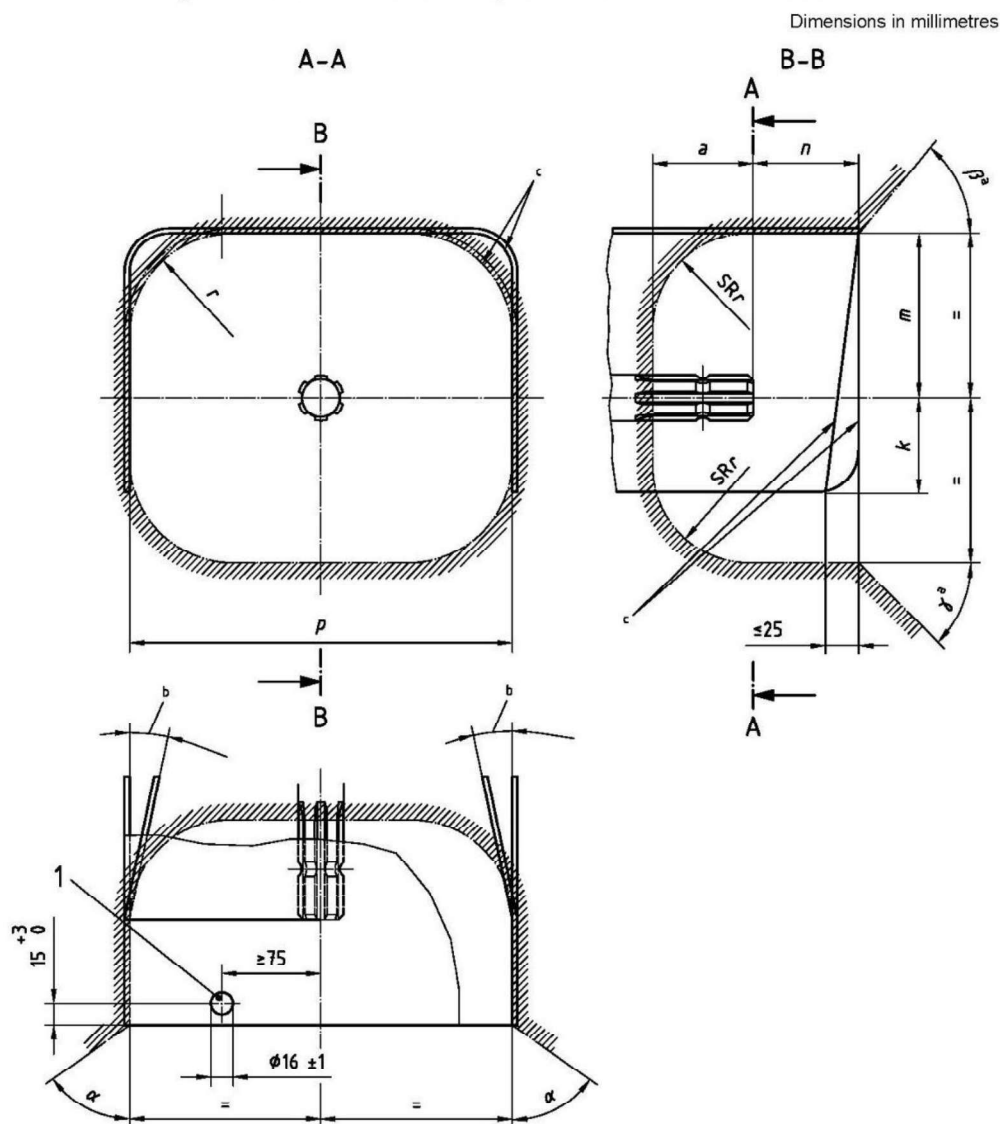
^b For tractors equipped with the PTO type 4 that can be adapted to also provide a PTO type 1, 2, or 3, the master shield only needs to meet the specifications in [Figure 1](#) and [Table 2](#) for the PTO type 4.

Job number: A0001688
Internal procedure applied PTA01 and IST37

Type: RN
Manufacturer: Zoomlion Agriculture Machinery Co., Ltd.

Date of issue:	31/03/2025
Page:	1 of 2

Figure 1 — Tractor master shield aperture and clearance zone around PTO



Key

- 1 hole for coupling up the restraining member of the PTO drive shaft guard preventing guard rotation
- clearance zone
- master shield aperture

^a The clearance may be restricted by movable and/or detachable devices. The clearance zone on towing vehicles shall be in accordance with ISO 6489, ISO 5673-2 and ISO 24347.

^b Angle optional under consideration of clearance zone.

^c Shape optional.

Job number: A0001688	Type: RN	Date of issue: 31/03/2025
Internal procedure applied PTA01 and IST37	Manufacturer: Zoomlion Agriculture Machinery Co., Ltd.	Page: 2 of 2

Table 1 — Tractor master shield controlling dimensions for the aperture and dimensions for clearance zone

Dimension (see Figure 1)	PTO types 1 and 2	
	Tractor type ⁽¹⁾ A	Tractor type ⁽²⁾ B
a min.	76 mm	76 mm
α min.	60°	60°
β min.	50°	50°
γ min.	45°	45°
SR_r max.	76 mm	76 mm
k min.	70 mm	70 mm
m ⁺²⁰ ₋₅	110 mm	110 mm
n ⁺⁵ ₋₂₀	80 mm	80 mm
p	180 mm + 120 mm ^a	220 mm + 80 mm ^a
r max.	76 mm	76 mm

^a If $p \leq 250$ mm, the master shield should be partly or completely movable to facilitate coupling and uncoupling the PTO drive shaft (see ISO 500-1:2004, 6.2).

⁽¹⁾ Agricultural tractor with a fixed or adjustable minimum track width on at least one axle of 950 mm or less and tractor PTO power or less than 20 kW

⁽²⁾ Agricultural tractor with a fixed or adjustable minimum track width on at least one axle of more than 950 mm but not more than 1150 mm

Job number: A0001688

Type: RN

Date of issue: 31/03/2025

Internal procedure applied PTA01 and IST37

Manufacturer: Zoomlion Agriculture Machinery Co., Ltd.

Page: 1 of 2

Figure 2 — Clearance zone

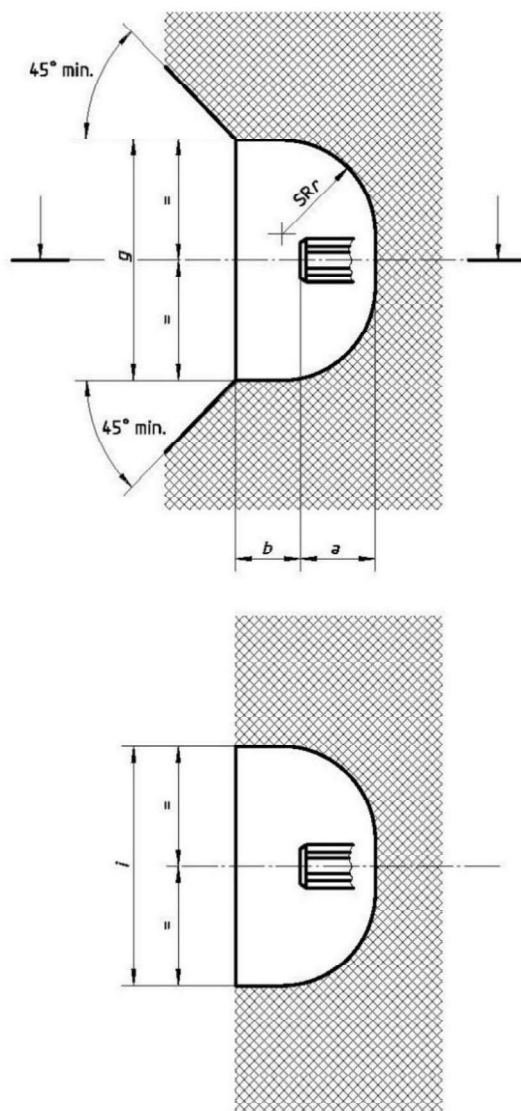


Table 1 — Dimensions of the clearance zone

Dimensions in millimetres

PTO type	<i>a</i> min.	<i>b</i> max.	<i>g</i> min.	<i>i</i> min.	<i>r</i> max.
1	76	48 ¹⁾	240 ¹⁾	200 ¹⁾	76
2	76	48 ¹⁾	240 ¹⁾	200 ¹⁾	76
3	89	100	290	295	89

¹⁾ On tractors with a minimum track setting of 1 150 mm or less, dimensions may be reduced to *b* = 40 mm, *g* = 190 mm, *i* = 175 mm.

Job number: A0001688
Internal procedure applied PTA01 and IST37

Type: RN
Manufacturer: Zoomlion Agriculture Machinery Co., Ltd.

Date of issue: 31/03/2025

Page: 2 of 2

Figure 3 — Protective device

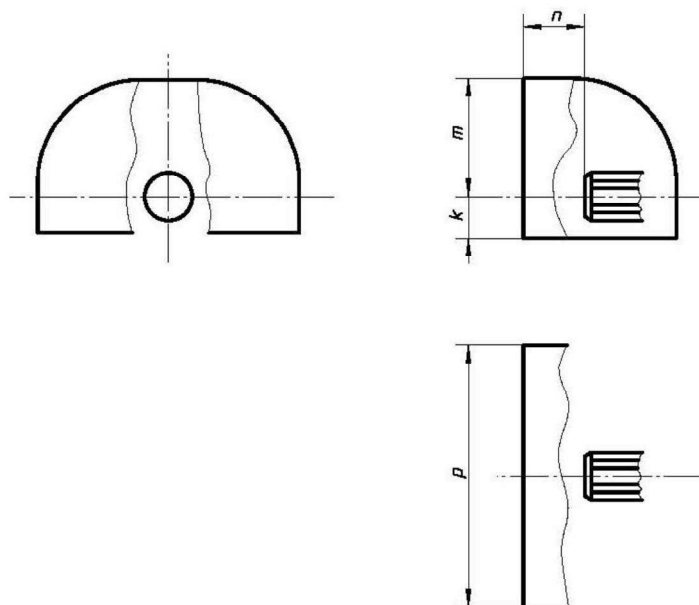


Table 2 — Dimension of the protective device

Dimensions in millimetres

PTO type	Minimum protection				Maximum protection			
	n ± 5	m ± 5	p $+5_0$	k min.	n ± 5	m ± 5	p $+5_0$	k min.
1	90 ¹⁾	130 ¹⁾	290 ¹⁾	70	60 ¹⁾	120 ¹⁾	200 ¹⁾	70
2	90 ¹⁾	130 ¹⁾	290 ¹⁾	70	60 ¹⁾	120 ¹⁾	200 ¹⁾	70
3	130	155	390	80	100	145	295	80

1) On tractors with a minimum track setting of 1150 mm or less, dimensions may be reduced to $n = 40$ mm, $m = 100$ mm, $p = 175$ mm.

Job number: A0001688	Type: RN	Date of issue: 31/03/2025
Internal procedure applied PTA01 and IST37	Manufacturer: Zoomlion Agriculture Machinery Co., Ltd.	Page: 1 of 7

Subject:	Protection of drive components, vehicles cat. T, C
EU Regulatory act:	1322/2014, Annex XVII – 2018/830
Inspector:	Yueguang Ren
Inspection site:	COTTEC (China Official Tractor Test and Evaluation Center) Luoyang, Henan, P.R. China
Date of inspection:	14/03/2025

0. GENERAL INFORMATION CONCERNING VEHICLES

0.1.	Make(s) (trade name of the manufacturer):	ZOOMLION	
0.2.	Type:	RN	
0.2.1	Variants/Versions:	Variants:	Versions:
		RN904	
		RN1304	
0.3	Category, subcategory and speed index of vehicle:	T1a	
0.4	Company name and address of manufacturer:	Zoomlion Agriculture Machinery Co., Ltd. No. 16, E'xi Road, Sanshan Economic Development Zone, Wuhu City, Anhui 241080, P.R. China	
0.4.1	Name(s) and address(es) of assembly plant(s):	Henan Zoomlion Intelligent Agriculture Machinery Co., Ltd. 98# Songcheng Road, Kaifeng District, Henan Pilot Free Trade Zone, Henan Province 471000, P.R. China	
0.4.2	Name and address of manufacturer's authorised representative:	Zoomlion Europe GmbH Lohrgraben 2, 55444, Waldlaubersheim / Germany	

1. INFORMATION CONCERNING THE VEHICLE SUBMITTED FOR TESTS

Type	Variant	Version	VIN ⁽¹⁾
RN	RN1304	/	ZLARN130PS0000202

⁽¹⁾ This code has the only purpose to identify the vehicle submitted for tests.

2. PRELIMINARY REMARKS

The vehicle submitted for tests conforms to the information document no. ZOOMLION RN-167-00 dated 25/03/2025 provided by manufacturer. The tested vehicle is representative of the type to be approved.

Job number: A0001688	Type: RN	Date of issue: 31/03/2025
Internal procedure applied PTA01 and IST37	Manufacturer: Zoomlion Agriculture Machinery Co., Ltd.	Page: 2 of 7

3. INFORMATION RELEVANT FOR THE CONDUCT AND THE EVALUATION OF TESTS (DECLARED BY THE MANUFACTURER AND VERIFIED)

3.1	Driver's seat				
3.1.1	Make:	GRAMMER			
3.1.2	Type:	MSG283-00-W2			
3.1.3	Longitudinal adjustment:	Y	±75	N	
3.1.4	Vertical adjustment:	Y	±30	N	
3.1.5	Suspension:	Y	±30	N	
3.1.6	Index point:	See ZOOMLION RN-167-00-B25 of information document.			

4. CHECKS AND TESTS

4-2. CHECK OF GENERAL REQUIREMENTS

The requirements set out in pt. 2, 3, 4, 5 and 6 of Regulation are respected.
Here below, only the significant items are recorded.

	Requirement	C	NC	NA	Remarks
4-2.1	Drive components, projections and wheels on vehicles must be designed, fitted and protected in such a way as to prevent accidents to persons under normal conditions of use.	X			
4-2.3	Protective devices must be firmly attached to the vehicle	X			
4-2.4	Lids and hoods which could cause injury if they are slammed shut must be made in such a way as to preclude their shutting accidentally (e.g. by means of safety devices or suitable mounting or design).	X			see pt. 4-5
4-2.5	A single protective device may protect a number of dangerous points. However, if adjustment, maintenance or interference suppression devices - which can be actuated only when the engine is running - are fitted beneath a single protective device, then further protective devices must be fitted. The following securing devices shall be firmly attached either to the vehicle mounting or to the protective device: a) devices to secure quick-release mounting components; b) components of protective devices which open without the aid of tools	X			

Job number: A0001688	Type: RN	Date of issue: 31/03/2025
Internal procedure applied PTA01 and IST37	Manufacturer: Zoomlion Agriculture Machinery Co., Ltd.	Page: 3 of 7

4-3. CHECK OF SAFETY DISTANCE FOR AVOIDING CONTACT WITH DANGEROUS PARTS

Requirement	C	NC	NA	Remarks
4-3.1 The safety distance is measured from those points which may be reached to actuate, service and inspect the vehicle, and also from ground level in accordance with the operator's manual. In determining the safety distances the basic principle is that vehicle is in the state for which it has been designed and that no means has been used in order to reach the dangerous part. For safety distances, see Annex A.				
4-3.2 Protection of dangerous points				
4-3.2.1 Upwards	X			see Annex A, figure 1
4-3.2.2 Downwards, above	X			see Annex A, figure 2 and table 1
4-3.2.3 Reach around	X			see Annex A, table 2
4-3.2.4 Penetration and reach across	X			see Annex A, tables 3 and 4
4-3.2.5 Safety distances at pinching points	X			see Annex A, table 5
4-3.2.6 Control devices				
The gap between two pedals and the holes through which control devices pass are not regarded as being pinching or searing points				
4-3.2.7 Rear three-point coupling				
4-3.2.7.1 Behind a plane passing through the median plane of the pivot points of the lifting rods in a three-point coupling system a minimum safety margin ≤ 8 mm or ≥ 25 mm must be maintained between the moving parts for each point of the lifting device's travel n (but not for the extreme upper and lower positions 0,1 n)	X			
For the parts in shear which cause a change in angularity, a distance of 25 mm or a minimum angle of 30° must be maintained (see Annex A, figure 3 and 4)	X			
4-3.2.7.3 Moreover, within travel n (extreme upper and lower position 0,1 n excluded) a minimum safety margin of 25 mm in relation to the adjacent parts must be maintained around the profile of the lifting rods.	X			
If, in the case of a three-point coupling, coupling devices are used which do not require the presence of an operator, the provision does not apply.	X			
4-3.2.8 Front three-point coupling				
4-3.2.8.1 At each point of the lifting unit's travel n (but not for the extreme upper and lower positions 0,1 n) a minimum safety margin of 25 mm must be maintained between the moving parts			X	

Job number: A0001688	Type: RN	Date of issue: 31/03/2025
Internal procedure applied PTA01 and IST37	Manufacturer: Zoomlion Agriculture Machinery Co., Ltd.	Page: 4 of 7

Requirement

		C	NC	NA	Remarks
	For the parts in shear which cause a change in angularity, a distance of 25 mm or a minimum angle of 30° must be maintained (see Annex A, figure 4)	<input type="checkbox"/>	<input type="checkbox"/>	<input checked="" type="checkbox"/>	
	If, for the lower links of a three-point coupling, coupling devices are used which do not require the presence of an operator, the requirement does not apply within the reach of a radius of 250 mm from the points at which the lower links are coupled to the vehicle	<input type="checkbox"/>	<input type="checkbox"/>	<input checked="" type="checkbox"/>	
	However a minimum safety margin of 25 mm from neighbouring parts within the travel n (but not for the extreme upper and lower reaches $0,1 n$) must be maintained around the outside of the travel rods/cylinders	<input type="checkbox"/>	<input type="checkbox"/>	<input checked="" type="checkbox"/>	
4-3.2.9	Driving seat and environment				
	When he is in a sitting position, all pinching or shearing points must be out of range of the driver's hands or feet.	<input checked="" type="checkbox"/>	<input type="checkbox"/>	<input type="checkbox"/>	
4-3.2.9.2	A safety distance of 120 mm in zone A and 25 mm in zone B is maintained near the pinching and shearing points, whilst a minimum angle of 30° is maintained in the case of shearing parts causing a change in angularity (see Annex A, figure 5). This requirement must be checked with seat at the mid-point in its longitudinal and vertical adjustment range.	<input checked="" type="checkbox"/>	<input type="checkbox"/>	<input type="checkbox"/>	
	In zone A, only the pinching and shearing points caused by parts set in motion by an outside energy source must be taken into account.				
	In the case of vehicle of categories T2/C2, T4.1/C4.1 and T4.3/C4.3, the requirements shall not apply to the zone situated below a plane inclined at 45° to the rear and transverse to the direction of travel and passing through a point located 230 mm behind the Seat Index Point (SIP) (see Annex A, figure 7). If there are any dangerous points in this zone, corresponding warnings must be affixed to the vehicle.	<input type="checkbox"/>	<input type="checkbox"/>	<input checked="" type="checkbox"/>	
4-3.2.9.5	Gearboxes and other vehicle parts and accessories generating noise, vibrations and/or heat shall be isolated from the driving seat	<input checked="" type="checkbox"/>	<input type="checkbox"/>	<input type="checkbox"/>	
4-3.2.10	Passenger seat				
4-3.2.10.1	If parts may constitute a danger for the feet, provision must be made for protective devices within a hemispherical radius of 800 mm starting from the forward edge of the seat cushion and pointing downwards.	<input type="checkbox"/>	<input type="checkbox"/>	<input checked="" type="checkbox"/>	

Job number: A0001688	Type: RN	Date of issue: 31/03/2025
Internal procedure applied PTA01 and IST37	Manufacturer: Zoomlion Agriculture Machinery Co., Ltd.	Page: 5 of 7

	Requirement	C	NC	NA	Remarks
4-3.2.10.2	The dangerous points in zones A and B must be protected within a sphere whose centre is 670 mm above the centre of the front edge of the passenger seat (see Annex A, figure 6)	<input type="checkbox"/>	<input type="checkbox"/>	<input checked="" type="checkbox"/>	
4-3.2.12	Steering and swing axle				
	Parts moving in relation to each other or to fixed parts must be protected if they lie within the zone A and B which identify the driver's and passenger's reach limit	<input checked="" type="checkbox"/>	<input type="checkbox"/>	<input type="checkbox"/>	
	When articulated steering is fitted, there must be indelible and clear markings within the articulation range on both sides of the vehicle, indicating by means of an illustrative sign or in words that remaining within the unprotected range of articulation is not permitted. The corresponding indications must be included in the operating manual.	<input type="checkbox"/>	<input type="checkbox"/>	<input checked="" type="checkbox"/>	
4-3.2.13	Transmission shafts fixed on the vehicle				
	Transmission shafts (for example, for four-wheel drive) which can only rotate while the vehicle is in motion must be protected if they are located within the zones A and B which determine the limits of the reach of driver and passenger.	<input checked="" type="checkbox"/>	<input type="checkbox"/>	<input type="checkbox"/>	
4-3.2.14	Clearance zone around the drive wheels (see Annex A, figure 8)				
	- clearance zone over drive wheels	<input checked="" type="checkbox"/>	<input type="checkbox"/>	<input type="checkbox"/>	
	- clearance zone inside drive wheels	<input checked="" type="checkbox"/>	<input type="checkbox"/>	<input type="checkbox"/>	
	without cab and with largest-size tyres				
4-4	CHECK OF STRENGTH REQUIREMENTS FOR PROTECTIVE DEVICES				
	Requirement	C	NC	NA	Remarks
4-4.1	Protective devices, and in particular those with a vertical height from the ground of up to 550 mm, whose use as access steps during normal use cannot be prevented, shall be designed so that they can withstand a vertical load of 1200 N. Conformance with this requirements shall be checked using the test given in Annex C of ISO 4254-1:2013 or an equivalent method which fulfils the same test acceptance criteria	<input checked="" type="checkbox"/>	<input type="checkbox"/>	<input type="checkbox"/>	
4-5	CHECK OF ENGINE HOOD				
	Requirement	C	NC	NA	Remarks
4-5.1	The engine hinged hood shall be opened only with a tool (release mechanism located in the cabin is acceptable) and with a self-locking mechanism when closed.	<input checked="" type="checkbox"/>	<input type="checkbox"/>	<input type="checkbox"/>	

Job number: A0001688	Type: RN	Date of issue: 31/03/2025
Internal procedure applied PTA01 and IST37	Manufacturer: Zoomlion Agriculture Machinery Co., Ltd.	Page: 6 of 7

Requirement	C	NC	NA	Remarks
4-5.2 Side hoods shall be mounted as:				
4-5.2.1 fixed guards held in place by welding or screws and bolts and which are openable only by means of a tool. The fixed guards must not remain in place if the fixing elements are missing;			X	
or				
4-5.2.2 hinged guards that can be opened only through the use of a tool and self-locked when closed;			X	
or				
4-5.2.3 guards with its opening linked to the opening of the hood, and that can be opened only through the use of a tool.			X	
4-5.3 Additional means of protection must be installed if beneath the engine hood there are adjustment, maintenance or interference suppression systems that can be handled only while the engine is running.	X			
4-5.4 Mechanical supports or hydraulic locking devices (e.g. struts or gas springs) shall be provided to prevent the engine hoods from falling when opened.	X			
4-5.5 Devices that facilitate the safe handling of the hood (e.g. handles, ropes or parts of the hood itself appropriately shaped to grip it better) without risk of crushing, impact or excessive effort shall be provided.	X			
4-5.6 The engine hood openings shall be identified with pictograms in accordance with Annex XXVI to Commission Del. Reg. (EU) 1322/2014, and instructions shall be provided in the operator's manual.	X			
4-6 CHECK OF HOT SURFACES				
Requirement	C	NC	NA	Remarks
4-6.1 Hot surfaces which can be reached by the operator during normal operation of the vehicle shall be covered or insulated.	X			
4-6.3 Contact with other not particularly dangerous hot surfaces or those that may be dangerous only in particular situations of use which go beyond the ordinary shall be identified with pictograms in accordance with Annex XXVI to Commission Del. Reg. (EU) 1322/2014 and identified in the operator's manual.	X			
4-6.4 Vehicles equipped with a straddled seat and handlebars must comply with the requirements of EN 15997:2011 concerning hot surfaces.			X	

C = complying; NC = not complying; NA = not applicable

Job number: A0001688	Type: RN	Date of issue: 31/03/2025
Internal procedure applied PTA01 and IST37	Manufacturer: Zoomlion Agriculture Machinery Co., Ltd.	Page: 7 of 7

5. MEASURING INSTRUMENTS

Instrument	Make	Type	Remarks
Steel measuring tap	Tuo niao, China	TN5019/(0 ~ 5) m	Calibration expired on 23/10/2025

6. REMARKS

(report remarks, irregularity, non compliance items)

7. CONCLUSIONS

On the basis of checks carried out and of what stated in the information folder provided by the manufacturer, it is hereby certified that the vehicle(s) referred to in pt. 0.2. meet(s) the requirements of (EU) Regulation 1322/2014, Annex XXVII as last amended by (EU) Regulation 2018/830.

31/03/2025
Date of issue

王城光 Ren
Yueguang Ren
Inspector

Fabrizio Comi
Technical Responsible

Job number: A0001688
Internal procedure applied PTA01 and IST37

Type: RN
Manufacturer: Zoomlion Agriculture Machinery Co., Ltd.

Date of issue:	31/03/2025
Page:	1 of 8

A-3.2 Protection of dangerous points

A-3.2.1 Upwards

The upward safety margin is 2500 mm (see Figure 1) in the case of persons standing upright

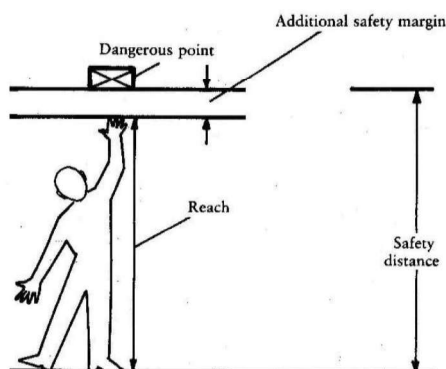


Figure 1

A-3.2.2. Downwards, above

The safety margin for reaching above a barrier is:

a = from ground level up to the dangerous point;

b = height of barrier or protective device;

c = horizontal distance between dangerous point and barrier (see figure 2).

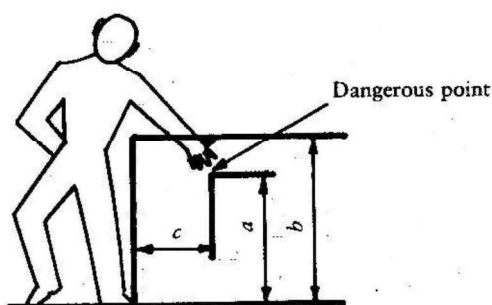


Figure 2

When reaching both downwards and above the safety distances set out in Table 1 must be maintained.

Job number: A0001688	Type: RN	Date of issue: 31/03/2025
Internal procedure applied PTA01 and IST37	Manufacturer: Zoomlion Agriculture Machinery Co., Ltd.	Page: 2 of 8

Table 1

(mm)

a: Distance from ground of dangerous point	Height between barrier and protective device b							
	2 400	2 200	2 000	1 800	1 600	1 400	1 200	1 000
	Horizontal distance c from dangerous point							
2 400	—	100	100	100	100	100	100	100
2 200	—	250	350	400	500	500	600	600
2 000	—	—	350	500	600	700	900	1 100
1 800	—	—	—	600	900	900	1 000	1 100
1 600	—	—	—	500	900	900	1 000	1 300
1 400	—	—	—	100	800	900	1 000	1 300
1 200	—	—	—	—	500	900	1 000	1 400
1 000	—	—	—	—	300	900	1 000	1 400
800	—	—	—	—	—	600	900	1 300
600	—	—	—	—	—	—	500	1 200
400	—	—	—	—	—	—	300	1 200
200	—	—	—	—	—	—	200	1 100

Inspection Report

Regulation (EU) 1322/2014, Annex XVII

no. ZOA-RN-1322_2014-XVII-00

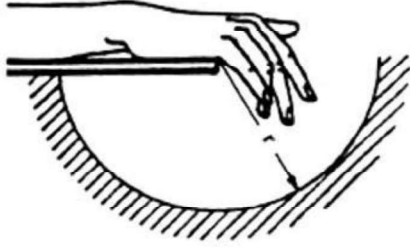
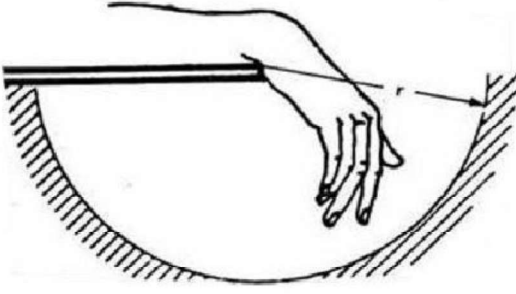
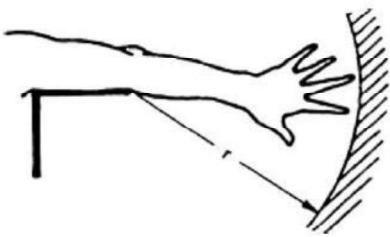
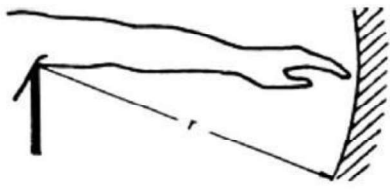
Annex A

Job number: A0001688	Type: RN	Date of issue: 31/03/2025
Internal procedure applied PTA01 and IST37	Manufacturer: Zoomlion Agriculture Machinery Co., Ltd.	Page: 3 of 8

A-3.2.3 Reach around

The safety margin shown in Table 2 below must, at the minimum, be maintained if the part of the body concerned is not to reach a dangerous point. In applying the safety margin it is assumed that the main body joint concerned is pushed firmly against the edge of the protective device. The safety margins are not considered to have been maintained until one is satisfied that part of the body may quite definitely not advance or penetrate further.

Table 2

Part of the body	Safety distance	Figure
Hand From the first knuckle to the fingertips	≥ 120	
Hand From the wrist to the fingertips	≥ 230	
Arm From the elbow to the fingertips	≥ 550	
Arm From the shoulder to the fingertips	≥ 850	

Job number: A0001688	Type: RN	Date of issue: 31/03/2025
Internal procedure applied PTA01 and IST37	Manufacturer: Zoomlion Agriculture Machinery Co., Ltd.	Page: 4 of 8

A-3.2.4 Penetration and reach across

If penetration is possible into or across openings and up to dangerous parts, the minimum safety distances set out in Tables 3 and 4 must be maintained.

Parts which move in relation to one another or moving parts set alongside fixed parts are not regarded as risk factors provided they are no more than 8 mm apart.

In addition to these requirements, vehicles equipped with a straddled seat and handlebars must comply with the requirements of EN 15997:2011 on moving parts.

Table 3

Safety distances for elongated and parallel openings

a is the smaller dimension of the aperture.

b is the safety distance from danger point.

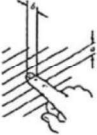
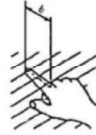



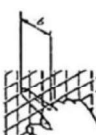
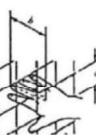
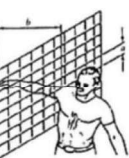
Fingertip	Finger		Hand to ball of thumb	Arm to armpit	—
					
$4 < a \leq 8$	$8 < a \leq 12$	$12 < a \leq 20$	$20 < a \leq 30$	$30 < a \leq 135$ maximum	> 135
$b \geq 15$	$b \geq 80$	$b \geq 120$	$b \geq 200$	$b \geq 850$	—

Table 4

Safety distances for square or circular apertures

a is the aperture/diameter or length of side.

b is the safety distance from danger point.







Fingertip	Finger		Hand to thumb root	Arm to armpit	—
					
$4 < a \leq 8$	$8 < a \leq 12$	$12 < a \leq 25$	$25 < a \leq 40$	$40 < a \leq 250$ maximum	250
$b \geq 15$	$b \geq 80$	$b \geq 120$	$b \geq 200$	$b \geq 850$	—

Job number: A0001688	Type: RN	Date of issue: 31/03/2025
Internal procedure applied PTA01 and IST37	Manufacturer: Zoomlion Agriculture Machinery Co., Ltd.	Page: 5 of 8

A-3.2.5 Safety distances at pinching points

A pinching point is not considered dangerous for the part of the body shown if the safety distances are not less than those set out in Table 5, and if it is ensured that the adjacent, wider part of the body cannot be introduced.

Table 5

Limb	Body	Leg	Foot	Arm	Hand, joint, first	Finger
Safety distances	500	180	120		100	25
Illustration						

Job number: A0001688	Type: RN	Date of issue: 31/03/2025
Internal procedure applied PTA01 and IST37	Manufacturer: Zoomlion Agriculture Machinery Co., Ltd.	Page: 6 of 8

A-3.2.7-3.2.8 Rear and front three-point coupling

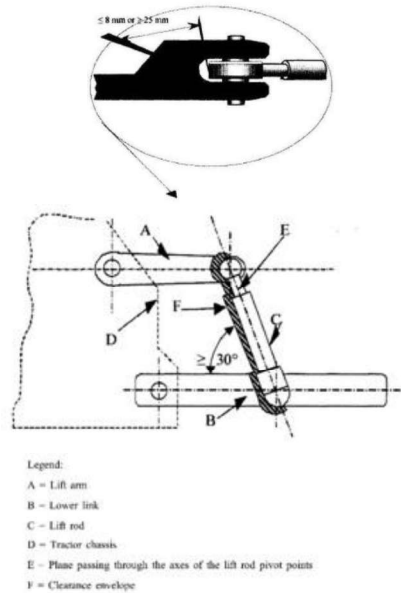


Figure 3

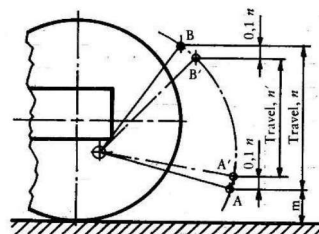


Figure 4

Rear three-point coupling

For travel n of the hydraulic lifting unit, lower position A of the coupling point of the lower link is limited by dimension '14' in accordance with the requirements laid down in standard ISO 730:2009, while upper position B is limited by the maximum hydraulic travel. Travel n' corresponds to travel n reduced upwards and downwards by $0,1 n$, and constitutes the vertical distance between A' and B'.

Front three-point coupling

For travel n of the hydraulic lifting unit, the extreme lower position A of the coupling point of the lower link is limited by dimension '14' in accordance with ISO Standard 8759, Part 2, of March 1998 while extreme upper position B is limited by the maximum hydraulic travel. Travel n' is reduced upwards and downwards by $0,1 n$ and the vertical distance between A' and B'.

Inspection Report

Regulation (EU) 1322/2014, Annex XVII
no. ZOA-RN-1322_2014-XVII-00
Annex A

Job number: A0001688
Internal procedure applied PTA01 and IST37

Type: RN
Manufacturer: Zoomlion Agriculture Machinery Co., Ltd.

Date of issue: 31/03/2025
Page: 7 of 8

A-3.2.9 Driving seat and environment

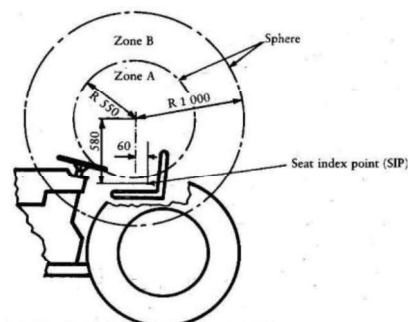


Figure 5

A-3.2.10 Passenger seat

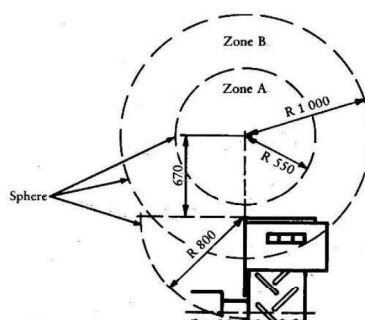


Figure 6

A-3.2.11 Vehicles of categories T2/C2, T4.1/C4.1 and T4.3/C4.3

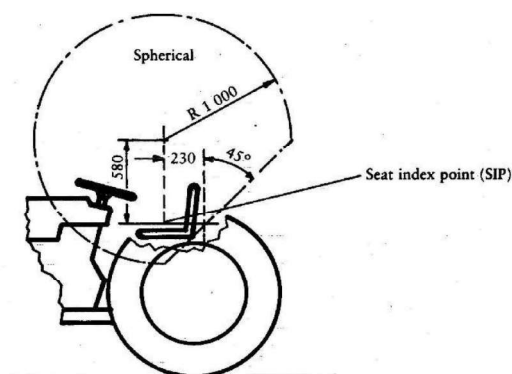


Figure 7

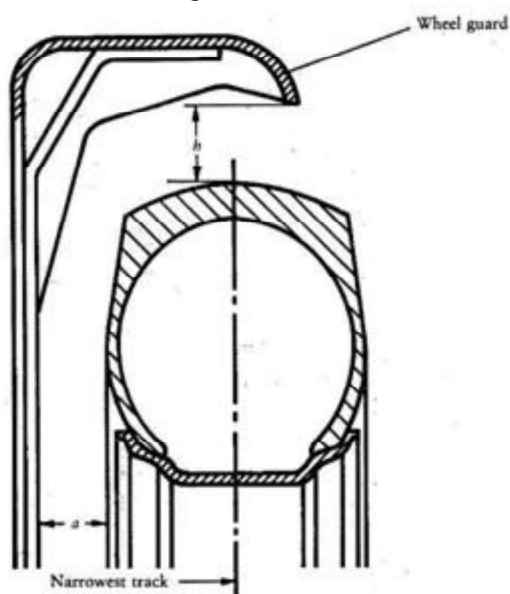
Job number: A0001688
Internal procedure applied PTA01 and IST37

Type: RN
Manufacturer: Zoomlion Agriculture Machinery Co., Ltd.

Date of issue:	31/03/2025
Page:	8 of 8

A-3.2.14 Clearance zone around the drive wheels

Figure 8



(Dimensions in millimeters)

Category T1/C1, T3/C3, T4.2/C4.2		Category T2/C2, T4.1/C4.1, T4.3/C4.3	
a	h	a	h
40	60	15	30

Job number: A0001688	Type: RN	Date of issue: 31/03/2025
Internal procedure applied PTA01 and IST37	Manufacturer: Zoomlion Agriculture Machinery Co., Ltd.	Page: 1 of 3

Subject:	Exhaust system
EU Regulatory act:	1322/2014, Annex XXI – 2018/830
Inspector:	Yueguang Ren
Inspection site:	COTTEC (China Official Tractor Test and Evaluation Center) Luoyang, Henan, P.R. China
Date of inspection:	16/03/2025

0. GENERAL INFORMATION CONCERNING VEHICLES

0.1.	Make(s) (trade name of the manufacturer):	ZOOMLION	
0.2.	Type:	RN	
0.2.1	Variants/Versions:	Variants:	Versions:
		RN904	
		RN1304	
0.3	Category, subcategory and speed index of vehicle:	T1a	
0.4	Company name and address of manufacturer:	Zoomlion Agriculture Machinery Co., Ltd. No. 16, E'xi Road, Sanshan Economic Development Zone, Wuhu City, Anhui 241080, P.R. China	
0.4.1	Name(s) and address(es) of assembly plant(s):	Henan Zoomlion Intelligent Agriculture Machinery Co., Ltd. 98# Songcheng Road, Kaifeng District, Henan Pilot Free Trade Zone, Henan Province 471000, P.R. China	
0.4.2	Name and address of manufacturer's authorised representative:	Zoomlion Europe GmbH Lohrgraben 2, 55444, Waldlaubersheim / Germany	

1. INFORMATION CONCERNING THE VEHICLE SUBMITTED FOR TESTS

Type	Variant	Version	VIN ⁽¹⁾
RN	RN1304	/	ZLARN130PS0000202

⁽¹⁾ This code has the only purpose to identify the vehicle submitted for tests.

2. PRELIMINARY REMARKS

The vehicle submitted for tests conforms to the information document no. ZOOMLION RN-167-00 dated 21/03/2025 provided by manufacturer. The tested vehicle is representative of the type to be approved.

3. INFORMATION RELEVANT FOR THE CONDUCT AND THE EVALUATION OF TESTS (DECLARED BY THE MANUFACTURER AND VERIFIED)

NA

Job number: A0001688	Type: RN	Date of issue: 31/03/2025
Internal procedure applied PTA01 and IST37	Manufacturer: Zoomlion Agriculture Machinery Co., Ltd.	Page: 2 of 3

4. CHECKS AND TESTS

4-2. CHECK OF GENERAL REQUIREMENTS

	Requirement	C	NC	NA	Remarks
4-2.1	The exhaust tailpipe must be positioned in such a way that the exhaust gases cannot penetrate inside the cab.	X			
4-2.2	The parts of the exhaust pipe which can be reached by the operator must be protected so as to avoid the possibility of accidental contact with hot surfaces.	X			

4-3. TRACTORS OF CATEGORIES T2/C2 AND T4.1/C4.1

	Requirement	C	NC	NA	Remarks
4-3.1	For tractors of categories T2/C2 and T4.1/C4.1, the following requirements shall apply: In front of a reference plane which passes at right angles to the longitudinal axis of the vehicle and through the centre of the load-free pedal (clutch and/or service brake), very hot exhaust components must be protected if located within 300 mm in the upper zone (700 mm above ground level) and within 150 mm in the lower zone (see Annex A). Laterally, the area to be protected is limited by the external outline of the tractor and the external outline of the exhaust system.			X	
4-3.2	Very hot exhaust system components passing beneath the entry step must be covered in their vertical projection or otherwise thermally protected.			X	

C = complying; NC = not complying; NA = not applicable

5. MEASURING INSTRUMENTS

Instrument	Make	Type	Calibration expiry date	Remarks
Steel measuring tap	Tuo niao, China	TN5019/(0 ~ 5) m	23/10/2025	/

6. REMARKS

(report remarks, irregularity, non-compliant items)

Inspection Report

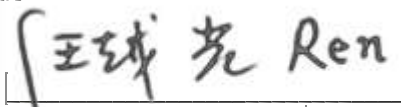
Regulation (EU) 1322/2014, Annex XXI
no. ZOA-RN-1322_2014-XXI-00

Job number: A0001688	Type: RN	Date of issue: 31/03/2025
Internal procedure applied PTA01 and IST37	Manufacturer: Zoomlion Agriculture Machinery Co., Ltd.	Page: 3 of 3

7. CONCLUSIONS

On the basis of checks carried out and of what stated in the information folder provided by the manufacturer, it is hereby certified that the vehicle(s) referred to in pt. 0.2. meet(s) the requirements of (EU) Regulation 1322/2014, Annex XXI as last amended by (EU) Regulation 2018/830.

31/03/2025
Date of issue



Yueguang Ren
Inspector



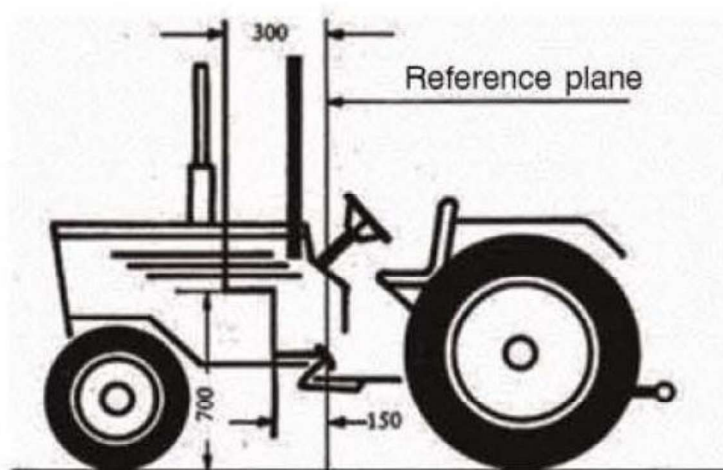
Fabrizio Comi
Technical Responsible

Inspection Report

Regulation (EU) 1322/2014, Annex XXI
no. ZOA-RN-1322_2014-XXI-00
Annex A

Job number: A0001688	Type: RN	Date of issue: 31/03/2025
Internal procedure applied PTA01 and IST37	Manufacturer: Zoomlion Agriculture Machinery Co., Ltd.	Page: 1 of 1

(Dimensions in mm)



Job number: A0001688	Type: RN	Date of issue: 31/03/2025
Internal procedure applied PTA01 and IST37	Manufacturer: Zoomlion Agriculture Machinery Co., Ltd.	Page: 1 of 8

Subject:	Operator's manual
EU Regulatory act:	1322/2014, Annex XXII – 2018/830
Inspector:	Yueguang Ren
Inspection site:	COTTEC (China Official Tractor Test and Evaluation Center) Luoyang, Henan, P.R. China
Date of inspection:	06/03/2025 to 31/03/2025

0. GENERAL INFORMATION CONCERNING VEHICLES

0.1.	Make(s) (trade name of the manufacturer):	ZOOMLION	
0.2.	Type:	RN	
0.2.1	Variants/Versions:	Variants:	Versions:
		RN904	
		RN1304	
0.3	Category, subcategory and speed index of vehicle:	T1a	
0.4	Company name and address of manufacturer:	Zoomlion Agriculture Machinery Co., Ltd. No. 16, E'xi Road, Sanshan Economic Development Zone, Wuhu City, Anhui 241080, P.R. China	
0.4.1	Name(s) and address(es) of assembly plant(s):	Henan Zoomlion Intelligent Agriculture Machinery Co., Ltd. 98# Songcheng Road, Kaifeng District, Henan Pilot Free Trade Zone, Henan Province 471000, P.R. China	
0.4.2	Name and address of manufacturer's authorised representative:	Zoomlion Europe GmbH Lohrgraben 2, 55444, Waldlaubersheim / Germany	

1. INFORMATION CONCERNING THE VEHICLE SUBMITTED FOR TESTS

Type	Variant	Version	VIN
RN	RN1304	/	ZLARN130PS0000202

2. PRELIMINARY REMARKS

NA

3. INFORMATION RELEVANT FOR THE CONDUCT AND THE EVALUATION OF TESTS (DECLARED BY THE MANUFACTURER AND VERIFIED)

NA

Job number: A0001688	Type: RN	Date of issue: 31/03/2025
Internal procedure applied PTA01 and IST37	Manufacturer: Zoomlion Agriculture Machinery Co., Ltd.	Page: 2 of 8

4. CHECKS OF REQUIREMENTS

	Requirement	C	NC	NA	Remarks
4-1	The operator's manual shall comply with the requirements set out in standard ISO 3600:1996, with the exception of section 4.3	<input checked="" type="checkbox"/>	<input type="checkbox"/>	<input type="checkbox"/>	
4-2	In addition, the operator's manual shall contain information with regard to the following topics:				
	a) adjustment of the seat and suspension related to the ergonomic position of the operator with respect to the control devices and in order to minimise the risks from whole body vibration;	<input checked="" type="checkbox"/>	<input type="checkbox"/>	<input type="checkbox"/>	
	b) use and adjustment of the system for heating, ventilation and air- conditioning, if provided;	<input checked="" type="checkbox"/>	<input type="checkbox"/>	<input type="checkbox"/>	
	c) starting and stopping of the engine, including the principles of safe starting/stopping, involving use of handbrake, placing control devices in neutral and removing the key;	<input checked="" type="checkbox"/>	<input type="checkbox"/>	<input type="checkbox"/>	
	d) location and method of opening of emergency exits;	<input checked="" type="checkbox"/>	<input type="checkbox"/>	<input type="checkbox"/>	
	e) instructions for boarding and leaving the vehicle;	<input checked="" type="checkbox"/>	<input type="checkbox"/>	<input type="checkbox"/>	
	f) the hazard area near to the pivot axis of articulated vehicles;	<input type="checkbox"/>	<input type="checkbox"/>	<input checked="" type="checkbox"/>	
	g) use of special tools, if any are provided;	<input checked="" type="checkbox"/>	<input type="checkbox"/>	<input type="checkbox"/>	
	h) safe methods used for service and maintenance, including cleaning and working at height;	<input checked="" type="checkbox"/>	<input type="checkbox"/>	<input type="checkbox"/>	
	i) information about the interval of inspection of hydraulic hoses;	<input checked="" type="checkbox"/>	<input type="checkbox"/>	<input type="checkbox"/>	
	j) instructions about how to tow the vehicle;	<input checked="" type="checkbox"/>	<input type="checkbox"/>	<input type="checkbox"/>	
	k) instructions about the procedures for safe use of jacks and recommended jacking points;	<input checked="" type="checkbox"/>	<input type="checkbox"/>	<input type="checkbox"/>	
	l) hazards related to batteries and fuel tank;	<input checked="" type="checkbox"/>	<input type="checkbox"/>	<input type="checkbox"/>	
	m) prohibited use of the vehicle, where overturning hazards exist with mention that the list is not exhaustive;	<input checked="" type="checkbox"/>	<input type="checkbox"/>	<input type="checkbox"/>	
	n) risks related to contact with hot surfaces, including residual risks such as filling of oil or coolant in hot engines or transmissions;	<input checked="" type="checkbox"/>	<input type="checkbox"/>	<input type="checkbox"/>	
	o) the level of protection of the falling objects protective structure, if applicable;	<input type="checkbox"/>	<input type="checkbox"/>	<input checked="" type="checkbox"/>	
	p) the level of protection of the operator's protection structure against penetrating objects, if applicable.	<input type="checkbox"/>	<input type="checkbox"/>	<input checked="" type="checkbox"/>	

Job number: A0001688	Type: RN	Date of issue: 31/03/2025
Internal procedure applied PTA01 and IST37	Manufacturer: Zoomlion Agriculture Machinery Co., Ltd.	Page: 3 of 8

Requirement	C	NC	NA	Remarks
q) warning of the hazard of contact with overhead power lines	<input checked="" type="checkbox"/>	<input type="checkbox"/>	<input type="checkbox"/>	
r) lightning strikes	<input checked="" type="checkbox"/>	<input type="checkbox"/>	<input type="checkbox"/>	
s) regular cleaning of spray suppression valances	<input checked="" type="checkbox"/>	<input type="checkbox"/>	<input type="checkbox"/>	
t) tyre risks, including those associated with handling, repair, over inflation and installation of tyres.	<input checked="" type="checkbox"/>	<input type="checkbox"/>	<input type="checkbox"/>	
u) stability degradation when using heavy attached implements at height	<input checked="" type="checkbox"/>	<input type="checkbox"/>	<input type="checkbox"/>	
v) risks of overturning when travelling over sloping ground or rough ground	<input checked="" type="checkbox"/>	<input type="checkbox"/>	<input type="checkbox"/>	
w) carrying of passengers only in approved passenger seats	<input type="checkbox"/>	<input type="checkbox"/>	<input checked="" type="checkbox"/>	
x) use of the vehicle by appropriately trained operators only	<input checked="" type="checkbox"/>	<input type="checkbox"/>	<input type="checkbox"/>	
y) information about safe loading of the vehicle.	<input checked="" type="checkbox"/>	<input type="checkbox"/>	<input type="checkbox"/>	
z) information about towing: location and conditions for a safe process.	<input checked="" type="checkbox"/>	<input type="checkbox"/>	<input type="checkbox"/>	
aa) information about the location and conditions of use of battery isolators (mechanical devices, electrical switches or electronic systems);	<input checked="" type="checkbox"/>	<input type="checkbox"/>	<input type="checkbox"/>	
ab) use of safety belts and other types of operator seat restraints;	<input checked="" type="checkbox"/>	<input type="checkbox"/>	<input type="checkbox"/>	
ac) for vehicle with auto-guidance system, relevant instructions and safety information;	<input type="checkbox"/>	<input type="checkbox"/>	<input checked="" type="checkbox"/>	
ad) for vehicles with foldable ROPS, information about save use of foldable ROPS, including: erecting/lowering operations and locking in the erected position.	<input type="checkbox"/>	<input type="checkbox"/>	<input checked="" type="checkbox"/>	
ae) for vehicles with foldable ROPS, warning of consequences in the event of roll over with the ROPS folded;	<input type="checkbox"/>	<input type="checkbox"/>	<input checked="" type="checkbox"/>	
af) for vehicles with foldable ROPS, description of the situations where might need to be folded (e.g. work within a building, orchard, hop or vineyard) and a reminder that the ROPS should be re-deployed on completion of the aforementioned tasks.	<input type="checkbox"/>	<input type="checkbox"/>	<input checked="" type="checkbox"/>	
ag) information about the location of the greasing points, the safe greasing process and greasing intervals (daily/monthly/yearly);	<input checked="" type="checkbox"/>	<input type="checkbox"/>	<input type="checkbox"/>	

Job number: A0001688	Type: RN	Date of issue: 31/03/2025
Internal procedure applied PTA01 and IST37	Manufacturer: Zoomlion Agriculture Machinery Co., Ltd.	Page: 4 of 8

Requirement

4-3

ah) information about the minimum requirements of the seats and their compatibility with the vehicle, in order to meet the vibration declaration set out in point 4-5.

Additional information concerning attaching, detaching and working with mounted machinery, trailers and interchangeable towed machinery
The operator's manual shall include the following:

- a) a warning to strictly follow the instructions outlined in the operator's manual of the mounted or trailed machinery or trailer, and not to operate the combination vehicle — machine or vehicle-trailer unless all instructions have been followed;
- b) a warning to stay clear from the area of the three-point linkage and of the pick-up hitch (where fitted) when controlling them;
- c) a warning that mounted machinery must be lowered to the ground before leaving the vehicle;
- d) speed of the power take-off drive shafts in function of the mounted machinery or trailed vehicle;
- e) a requirement to use only power take-off drive shafts with adequate guards and shields, and to fit a cap or cover if the shield is removed from the vehicle;
- f) information about hydraulic coupling devices and their function;
- g) information about the maximum lift capacity of the three-point lifting mechanism and information on how to fix the three-point lifting mechanism laterally and vertically for road travel;
- h) information about the determination of the total mass, the axle loads, the tyre load carrying capacity and the necessary minimum ballasting;
- i) information on intended use, installation, removal and maintenance of ballast weights
- j) information about the available trailer braking systems and their compatibility with the trailed vehicles;
- k) the maximum vertical load on the rear hitch, related to the rear tyre size and type of hitch;

C NC NA Remarks

X		
---	--	--

X		
---	--	--

X		
---	--	--

X		
---	--	--

X		
---	--	--

X		
---	--	--

X		
---	--	--

X		
---	--	--

X		
---	--	--

X		
---	--	--

X		
---	--	--

X		
---	--	--

Job number: A0001688	Type: RN	Date of issue: 31/03/2025
Internal procedure applied PTA01 and IST37	Manufacturer: Zoomlion Agriculture Machinery Co., Ltd.	Page: 5 of 8

	Requirement	C	NC	NA	Remarks
	l) information about using implements with power take-off drive shafts and that the technically possible inclination of the shafts depend on the shape and size of the master shield and clearance zone, including instructions and specific warnings relating to:				
	i) coupling and releasing the power take-offs,	X			
	ii) use of tools or machines coupled to the rear power take-off	X			
	iii) if applicable, use of PTO type 3 with reduced dimensions and the consequences and risks caused by the reduced dimension of the protective guard;			X	
	m) a repeat of the data on the statutory plate about maximum allowed trailed masses;	X			
	n) a warning to stay clear from the area between vehicle and trailed vehicle.	X			
	o) For vehicles with machinery mounted on them, the information required in the operator's manual of the machinery mounted in accordance with Directive 2006/42/EC.	X			
4-4	Noise declaration				
	The operator's manual shall give the value of the noise at the operator's ear for each testing condition set out in Annex XIII, or alternatively the results of sound level test of OECD standard Code 5	X			
4-5	Vibration declaration				
	The operator's manual shall give the value of the vibration level	X			
4-6	Operating modes				
	The operator's manual shall include relevant information to enable the safe use of the vehicle when it is used in the following operational situations:				
	a) work with front-end loader (risk of falling objects);			X	
	b) forestry application (risk of falling and/or penetrating objects);			X	
	c) work with crop sprayers mounted or trailed (risk of hazardous substances).			X	
	Particular attention shall be given in the operator's manual to the use of the vehicle in combination with the above equipment.			X	

Job number: A0001688	Type: RN	Date of issue: 31/03/2025
Internal procedure applied PTA01 and IST37	Manufacturer: Zoomlion Agriculture Machinery Co., Ltd.	Page: 6 of 8

	Requirement	C	NC	NA	Remarks
4-6.1	Front-end loader				
4-6.1.1	The operator's manual shall outline the hazards associated with front-end loader work, and explain how to avoid those hazards	<input type="checkbox"/>	<input type="checkbox"/>	<input checked="" type="checkbox"/>	
4-6.1.2	The operator's manual shall indicate the fixation points on the body of the vehicle where the front-end loader must be installed, together with the size and quality of the hardware to be used. If no such attachment points are foreseen, the operator's manual shall prohibit the installation of a front-end loader.	<input type="checkbox"/>	<input type="checkbox"/>	<input checked="" type="checkbox"/>	
4-6.1.3	Vehicles fitted with programmable hydraulic sequencing functions shall provide information on how to connect the loader hydraulics so that this function is inoperable.	<input type="checkbox"/>	<input type="checkbox"/>	<input checked="" type="checkbox"/>	
4-6.2	Forestry application				
4-6.2.1	In case of use of an agricultural vehicle in a forestry application, the identified hazards include the following:				
	a) toppling trees, for example in case a rear-mounted tree grab-crane is mounted at the rear of the vehicle;	<input type="checkbox"/>	<input type="checkbox"/>	<input checked="" type="checkbox"/>	
	b) penetrating objects in the operator's enclosure, especially in case a winch is mounted at the rear of the vehicle;	<input type="checkbox"/>	<input type="checkbox"/>	<input checked="" type="checkbox"/>	
	c) falling objects, such as branches, logs or tree limbs;	<input type="checkbox"/>	<input type="checkbox"/>	<input checked="" type="checkbox"/>	
	d) steep slope or rough terrain working conditions.	<input type="checkbox"/>	<input type="checkbox"/>	<input checked="" type="checkbox"/>	
4-6.2.2	The operator's manual shall provide information about the following:				
	a) the existence of the hazards described in point 4-6.2.1;	<input type="checkbox"/>	<input type="checkbox"/>	<input checked="" type="checkbox"/>	
	b) any optional equipment that might be available to deal with those hazards;	<input type="checkbox"/>	<input type="checkbox"/>	<input checked="" type="checkbox"/>	
	c) fixation points on the vehicle where protective structures can be fixed, together with the size and quality of the hardware to be used; when no means are foreseen to fit adequate protective structures, this shall be mentioned;	<input type="checkbox"/>	<input type="checkbox"/>	<input checked="" type="checkbox"/>	
	d) protective structures provided, which may consist of a frame protecting the operating station against toppling trees or (mesh) grids in front of the cab doors, roof and windows, etc.;	<input type="checkbox"/>	<input type="checkbox"/>	<input checked="" type="checkbox"/>	
	e) the FOPS level, if provided.	<input type="checkbox"/>	<input type="checkbox"/>	<input checked="" type="checkbox"/>	

Job number: A0001688	Type: RN	Date of issue: 31/03/2025
Internal procedure applied PTA01 and IST37	Manufacturer: Zoomlion Agriculture Machinery Co., Ltd.	Page: 7 of 8

	Requirement	C	NC	NA	Remarks
4-6.3	Crop sprayers (protection against hazardous substances)				
4-6.3.1	In case of use of an agricultural vehicle with crop sprayers, the identified risks include the following:				
	a) risks encountered when spraying hazardous substances with a vehicle fitted with a cabin or not;			X	
	b) risks related with entering or exiting the cabin when spraying hazardous substances;			X	
	c) risks related with the possible contamination of the operating space;			X	
	d) risks related with the cleaning of the cabin and the maintenance of the air filters,			X	
4-6.3.2	The operator's manual shall provide information about the following:				
	a) the existence of at least the risks described in point 4-6.3.1;			X	
	b) the protection level against hazardous substances provided by the cabin and the filter. In particular, the information required by standards EN 15695-1:2009 and EN 15695-2:2009/AC 2011 shall be indicated.			X	
	c) the selection and cleaning of the cabin air filter, as well as the replacement intervals required in order to provide a continuous protection. Including how to carry out such tasks safely and without risks to health;			X	
	d) maintaining the operating space uncontaminated, in particular when the vehicle is used with personal protective equipment;			X	
	e) a reminder that a safe spraying operation requires compliance with the label of the hazardous substance and the instructions of the mounted or towed sprayer.			X	

C = complying; NC = not complying; NA = not applicable

5. MEASURING INSTRUMENTS

Instrument	Make	Type	Calibration expiry date	Remarks
/	/	/	/	/

Inspection Report

Regulation (EU) 1322/2014, Annex XXII
no. ZOA-RN-1322_2014-XXII-00

Job number: A0001688	Type: RN	Date of issue: 31/03/2025
Internal procedure applied PTA01 and IST37	Manufacturer: Zoomlion Agriculture Machinery Co., Ltd.	Page: 8 of 8

6. REMARKS

(report remarks, irregularity, non compliance items)

7. CONCLUSIONS

On the basis of checks carried out and of what stated in the information folder provided by the manufacturer, it is hereby certified that the vehicle(s) referred to in pt. 0.2. meet(s) the requirements of (EU) Regulation 1322/2014, Annex XXII as last amended by (EU) Regulation 2018/830.

31/03/2025

Date of issue

王城光 Ren
Yueguang Ren
Inspector

Fabrizio Comi
Technical Responsible

Job number: A0001688	Type: RN	Date of issue: 31/03/2025
Internal procedure applied PTA01 and IST37	Manufacturer: Zoomlion Agriculture Machinery Co., Ltd.	Page: 1 of 9

Subject:	Control devices, including safety and reliability of control systems and emergency and automatic stop devices
EU Regulatory act:	1322/2014, Annex XXIII – 2018/830
Inspector:	Yueguang Ren
Inspection site:	COTTEC (China Official Tractor Test and Evaluation Center) Luoyang, Henan, P.R. China
Date of inspection:	11/03/2025

0. GENERAL INFORMATION CONCERNING VEHICLES

0.1.	Make(s) (trade name of the manufacturer):	ZOOMLION	
0.2.	Type:	RN	
0.2.1	Variants/Versions:	Variants:	Versions:
		RN904	
		RN1304	
0.3	Category, subcategory and speed index of vehicle:	T1a	
0.4	Company name and address of manufacturer:	Zoomlion Agriculture Machinery Co., Ltd. No. 16, E'xi Road, Sanshan Economic Development Zone, Wuhu City, Anhui 241080, P.R. China	
0.4.1	Name(s) and address(es) of assembly plant(s):	Henan Zoomlion Intelligent Agriculture Machinery Co., Ltd. 98# Songcheng Road, Kaifeng District, Henan Pilot Free Trade Zone, Henan Province 471000, P.R. China	
0.4.2	Name and address of manufacturer's authorised representative:	Zoomlion Europe GmbH Lohrgraben 2, 55444, Waldlaubersheim / Germany	

1. INFORMATION CONCERNING THE VEHICLE SUBMITTED FOR TESTS

Type	Variant	Version	VIN ⁽¹⁾
RN	RN1304	/	ZLARN130PS0000202

⁽¹⁾ This code has the only purpose to identify the vehicle submitted for tests.

2. PRELIMINARY REMARKS

The vehicle submitted for tests conforms to the information document no. ZOOMLION RN-167-00 dated 25/03/2025 provided by manufacturer. The tested vehicle is representative of the type to be approved.

3. INFORMATION RELEVANT FOR THE CONDUCT AND THE EVALUATION OF TESTS (DECLARED BY THE MANUFACTURER AND VERIFIED)

NA

Job number: A0001688	Type: RN	Date of issue: 31/03/2025
Internal procedure applied PTA01 and IST37	Manufacturer: Zoomlion Agriculture Machinery Co., Ltd.	Page: 2 of 9

4. CHECKS OF REQUIREMENTS

	Requirement	C	NC	NA	Remarks
4-1	General requirements				
4-1.1	Control devices must be easily accessible and must not constitute a danger to the operator, who must be able to actuate them without difficulty or risk; they must be so designed and laid out, or protected, as to preclude any inadvertent switching operation or any unintentional triggering of a movement or any other operation which might be dangerous.	X			
4-1.2	Control devices must satisfy these requirements:				
	- control devices such as steering wheels or steering levers, gear levers, control levers, cranks, pedals and switches shall be chosen, designed, constructed and arranged so that their actuating forces, displacement, locations, methods of operation and colour coding are in accordance with ISO 15077:2008, and shall comply with the provisions set out in Annexes A and C of that standard;	X			
	- hand-operated control devices shall have minimum clearances in accordance with paragraph 4.5.3 of ISO 4254-1:2013. This requirement does not apply to fingertip operation control devices, such as push- buttons or electric switches;	X			
	- pedals shall have an appropriate size and space and be adequately spaced. Pedals shall have a slip-resistant surface and shall be easy to clean.	X			
	In order to avoid confusing the driver, the clutch, brake and accelerator pedals shall have the same function and arrangement as those of a motor vehicle, except for:	X			
	(a) vehicles equipped with a straddle seat and handlebars, which are deemed to comply with the requirements of EN 15997:2011 for throttle control and manual clutch control;			X	
	(b) vehicles of category T or C requiring a sustained activation of the right pedal to keep them in motion (e.g. vehicles fitted with a throttle pedal and a continuous variable transmission, or vehicles fitted with two pedals for forward and reverse direction and a hydrostatic transmission);	X			
	(c) vehicles of category C with a maximum design speed of less than 15 km/h and fitted with hand-operated levers for controlling differential steering.			X	

Job number: A0001688	Type: RN	Date of issue: 31/03/2025
Internal procedure applied PTA01 and IST37	Manufacturer: Zoomlion Agriculture Machinery Co., Ltd.	Page: 3 of 9

	Requirement	C	NC	NA	Remarks
4-1.2.4	For vehicles without enclosed cab, the accessibility to internal control devices from the ground shall be limited; in particular, it shall be avoided the possibility of reaching the internal rear PTO control device, the rear three point lifting control device and any propulsion control device from inside the area determined by the vertical planes passing on the inner edge of the mud-guards (see Annex A, figure 3)	<input checked="" type="checkbox"/>	<input type="checkbox"/>	<input type="checkbox"/>	
4-2	Identification of control devices				
4-2.1	The symbols used for identification of control devices shall comply with the requirements set out in section 1 of Annex XXVI to ref. Regulation.	<input checked="" type="checkbox"/>	<input type="checkbox"/>	<input type="checkbox"/>	
4-2.2	Symbols other than those set out in Annex XXVI to ref. Regulation may be used for other purposes, provided that there is no danger of confusion with those shown in that Annex.	<input checked="" type="checkbox"/>	<input type="checkbox"/>	<input type="checkbox"/>	
4-2.3	The symbols shall appear on or in the immediate proximity of the control devices	<input checked="" type="checkbox"/>	<input type="checkbox"/>	<input type="checkbox"/>	
4-2.4	The symbols shall stand out clearly against the background	<input checked="" type="checkbox"/>	<input type="checkbox"/>	<input type="checkbox"/>	
4-2.6	Control devices may be identified with pictograms in accordance with Annex XXVI to ref. Regulation and instructions of use shall be provided in the operator's manual.	<input checked="" type="checkbox"/>	<input type="checkbox"/>	<input type="checkbox"/>	
4-3	Safe start of the engine				
	It must not be possible to start the engine if there is a risk that this might cause an uncontrolled movement of the vehicle or of any implement or equipment connected to it.	<input checked="" type="checkbox"/>	<input type="checkbox"/>	<input type="checkbox"/>	
4-3.1	The requirement set out in point 4-3 is deemed to be fulfilled if the engine cannot be started unless:				
	the clutch mechanism is disengaged and at least one of the following control devices of the vehicle transmission is in neutral position:	<input checked="" type="checkbox"/>	<input type="checkbox"/>	<input type="checkbox"/>	
	- the reverse shuttle control lever, or	<input type="checkbox"/>	<input type="checkbox"/>	<input checked="" type="checkbox"/>	
	- the gear change control lever, or	<input type="checkbox"/>	<input type="checkbox"/>	<input checked="" type="checkbox"/>	
	- the range selection control lever.	<input checked="" type="checkbox"/>	<input type="checkbox"/>	<input type="checkbox"/>	
4-3.1.1	In the case of a vehicle fitted with hydrostatic transmission or a transmission with a hydrostatic component, the requirement laid down in point 4-3.1 that the engine cannot be started unless the clutch mechanism is disengaged shall be construed as that the engine cannot be started unless the transmission control is in neutral position or depressurized.	<input type="checkbox"/>	<input type="checkbox"/>	<input checked="" type="checkbox"/>	

Job number: A0001688	Type: RN	Date of issue: 31/03/2025
Internal procedure applied PTA01 and IST37	Manufacturer: Zoomlion Agriculture Machinery Co., Ltd.	Page: 4 of 9

	Requirement	C	NC	NA	Remarks
4-3.2	In case that an operator standing on the ground (e.g. tractor's side), can start the engine and fulfil simultaneously the requirements guaranteeing the safe start of the engine in accordance with point 4-3.1, one additional control device shall be activated to start the engine.	<input checked="" type="checkbox"/>	<input type="checkbox"/>	<input type="checkbox"/>	
4-3.3	The terminals of the starter motor shall be protected in order to prevent shunting its solenoid by means of simple tools (e.g. a screwdriver).	<input checked="" type="checkbox"/>	<input type="checkbox"/>	<input type="checkbox"/>	
4-4	Engine shut-off control devices				
	Actuating this device must stop the engine without sustained manual effort; it must not be possible for the engine to start again automatically.	<input checked="" type="checkbox"/>	<input type="checkbox"/>	<input type="checkbox"/>	
	When the engine shut-off control device is not combined with the starter control device, it must be of a colour contrasting clearly with the background and the other control devices. If the shut-off control device is a button, it must be coloured red	<input type="checkbox"/>	<input type="checkbox"/>	<input checked="" type="checkbox"/>	
4-5	Differential lock control device				
	Identification of this control device, where fitted, is mandatory. The functioning of the differential lock must be clearly indicated, if this is not apparent from the position of the control device.	<input checked="" type="checkbox"/>	<input type="checkbox"/>	<input type="checkbox"/>	
4-6	Three-point lifting mechanism control device(s)				
4-6.1	Either the three-point lifting mechanism control device(s) shall be fitted in such a way as to ensure that lifting and lowering manoeuvres can be carried out safely or	<input checked="" type="checkbox"/>	<input type="checkbox"/>	<input type="checkbox"/>	
	automatic coupling parts shall be fitted on the attachment devices of the lifting equipment so that the presence of an operator between the vehicle and the equipment is not required. The presence of such a control device(s), where fitted, must be indicated.	<input type="checkbox"/>	<input type="checkbox"/>	<input checked="" type="checkbox"/>	
4-6.2	The safety requirements for the lifting and lowering of the tools being carried are deemed to be fulfilled where the following conditions are met:				
4-6.2.1	Main control device(s)				
	The main control device(s) and any linkage are arranged or protected in such a way that the operator is unable to reach them if he is standing on the ground between the vehicle and the mounted implement, or external control device(s) shall be fitted;	<input checked="" type="checkbox"/>	<input type="checkbox"/>	<input type="checkbox"/>	

Inspection Report

Regulation (EU) 1322/2014, Annex XXIII
no. ZOA-RN-1322_2014-XXIII-00

Job number: A0001688	Type: RN	Date of issue: 31/03/2025
Internal procedure applied PTA01 and IST37	Manufacturer: Zoomlion Agriculture Machinery Co., Ltd.	Page: 5 of 9

	Requirement	C	NC	NA	Remarks
4-6.2.2	External control device(s)				
4-6.2.2.1	The rear external control device(s) of the three-point hydraulic lifting mechanism, when fitted, shall be laid out in such a way that the operator can actuate them from outside of the rear hazard zone (see Annex A, Figure 1). This requirement is deemed to be fulfilled if are located outside the area identified by the vertical planes passing on the inner edge of the mud-guards and at:			X	
	(a) a horizontal distance of minimum 550 mm from the PTO axis or, when this is not technically possible, on the outer side of the mud-guard/fender.			X	
	(b) a maximum height of 1800 mm from the ground or, when this is not technically possible, 2000 mm.			X	
4-6.2.2.2	The front three-point lift external control device(s) shall be located outside the front hazard zone (see Annex A, Figure 2) and at a maximum height above the ground of 1800 mm or, when this is not technically possible, 2000 mm.			X	
4-6.2.2.3	The three-point hydraulic lifting mechanism is actuated by means of control device(s) which restrict the amount of movement to a maximum of 100 millimetres each time the control device is actuated. The measurement points in this case are formed by the coupling points on the lower arms of the three-point coupling;			X	
	or				
4-6.2.2.4	the three-point hydraulic lifting mechanism is actuated by means of control device(s) which operate on the 'hold-to-run principle'.			X	
4-6.2.3	Tractors of categories T2/C2 and T4.1/C4.1				
	The main control device(s) shall be located in front of the vertical plane passing through the seat reference point (S), the seat being in a central position.			X	
4-7	Power Take-Off (PTO) control device(s)				
4-7.1	PTO control device(s) shall be designed in a way which avoids unintentional actuation.	X			
4-7.1.1	The PTO control device(s) shall be clearly identified by yellow colour and shall not be subject to confusion with other control device(s) if provided (e.g. three-point linkage control device, hydraulic control devices).	X			

Job number: A0001688	Type: RN	Date of issue: 31/03/2025
Internal procedure applied PTA01 and IST37	Manufacturer: Zoomlion Agriculture Machinery Co., Ltd.	Page: 6 of 9

	Requirement	C	NC	NA	Remarks
4-7.2	It shall not be possible to start the engine with the PTO engaged.	<input checked="" type="checkbox"/>	<input type="checkbox"/>	<input type="checkbox"/>	
4-7.3	It shall always be possible to shut off the PTO from the driving position. This requirement shall also apply to the associated PTO external control device(s), if fitted. The shut off shall be always an override control device.	<input checked="" type="checkbox"/>	<input type="checkbox"/>	<input type="checkbox"/>	
4-7.4	Additional requirements for the PTO external control device(s), if fitted.				
4-7.4.1	The start control device operate according to the 'hold-to-run principle' for at least the first three seconds of actuation.	<input type="checkbox"/>	<input type="checkbox"/>	<input checked="" type="checkbox"/>	
4-7.4.2	After actuating the control device(s) the time delay to the intended operation shall not be more than the time for the power take-off technical engage/disengage system to operate. If this delay time is exceeded, an automatic deactivation of the PTO drive shall occur.	<input type="checkbox"/>	<input type="checkbox"/>	<input checked="" type="checkbox"/>	
4-7.4.3	Interaction between external PTO control device(s) and operator's seat position PTO control device(s) shall not be permitted.	<input type="checkbox"/>	<input type="checkbox"/>	<input checked="" type="checkbox"/>	
4-7.4.4	The rear PTO external control device(s), when fitted, shall be laid out in such a way that the operator can actuate them from outside of the rear hazard zone (see Annex A, Figure 1). This requirement is deemed fulfilled if the external control device(s) are located outside the area identified by the vertical planes passing on the inner edge of the mud- guards and at:	<input type="checkbox"/>	<input type="checkbox"/>	<input checked="" type="checkbox"/>	
	(a) a horizontal distance of minimum 550 mm from the PTO axis or, when this is not technically possible, on the outer side of the mud-guard/fender;	<input type="checkbox"/>	<input type="checkbox"/>	<input checked="" type="checkbox"/>	
	(b) a maximum height of 1800 mm from the ground or, when this is not technically possible, 2000 mm.	<input type="checkbox"/>	<input type="checkbox"/>	<input checked="" type="checkbox"/>	
4-7.4.5	The front PTO external control device(s), when fitted, shall be located outside the front hazard zone (see annex A, figure 2) and at a maximum height above the ground of 1800 mm, or, when this is not technically possible, 2000 mm.	<input type="checkbox"/>	<input type="checkbox"/>	<input checked="" type="checkbox"/>	
4-7.4.6	An external PTO stop red or yellow single button shall be located outside the hazard zones (see Annex A, figures 1 and 2)	<input type="checkbox"/>	<input type="checkbox"/>	<input checked="" type="checkbox"/>	

Job number: A0001688	Type: RN	Date of issue: 31/03/2025
Internal procedure applied PTA01 and IST37	Manufacturer: Zoomlion Agriculture Machinery Co., Ltd.	Page: 7 of 9

	Requirement	C	NC	NA	Remarks
4-7.4.6.1	The external PTO stop red or yellow single button shall stop simultaneously the three-point lifting mechanism if the requirements set out in point 4-6.2.2.4 are not fulfilled	<input type="checkbox"/>	<input type="checkbox"/>	<input checked="" type="checkbox"/>	
4-8	Remote valve control device(s)				
4-8.1	The rear remote valve control device(s), when fitted, shall be laid out in such a way that the operator can actuate them from outside of the rear hazard zone (see Annex A, figure 1). This requirement is deemed fulfilled if the external control device(s) are located outside the area identified by the vertical planes passing on the inner edge of the mud- guards and at:	<input type="checkbox"/>	<input type="checkbox"/>	<input checked="" type="checkbox"/>	
	(a) a horizontal distance of minimum 550 mm from the PTO axis or, when this is not technically possible, on the outer side of the mud-guard/fender.	<input type="checkbox"/>	<input type="checkbox"/>	<input checked="" type="checkbox"/>	
	(b) a maximum height of 1800 mm from the ground or, when this is not technically possible, 2000 mm.	<input type="checkbox"/>	<input type="checkbox"/>	<input checked="" type="checkbox"/>	
4-8.2	The front remote valve control device(s), when fitted, shall be located outside the front hazard zone (see Annex A, figure 2) and at a maximum height above the ground of 1800 mm, or, when this is not technically possible, 2000 mm.	<input type="checkbox"/>	<input type="checkbox"/>	<input checked="" type="checkbox"/>	
4-9	Operator Presence Control (OPC)				
4-9.1	Park brake OPC				
	Vehicles of categories T and C, with the exception of those equipped with a straddled seat and handlebars which require an active driving position shall have an audible and visible alarm that alerts the operator when he leaves the driving position with the park brake not applied. This audible and visible alarm shall be activated after the operator has been detected out of the driving position and the park brake is not applied. The time-out of the alarm shall be not less than 10 seconds. The alarm shall be de-activated when the operator is detected to be present again in the driving position within this time period or when the park brake is applied within this time period.	<input checked="" type="checkbox"/>	<input type="checkbox"/>	<input type="checkbox"/>	

Job number: A0001688	Type: RN	Date of issue: 31/03/2025
Internal procedure applied PTA01 and IST37	Manufacturer: Zoomlion Agriculture Machinery Co., Ltd.	Page: 8 of 9

	Requirement	C	NC	NA	Remarks
4-9.1.1	Vehicles which require an active driving position, shall have an audible and visible alarm that alerts the operator when he leaves the driving position with vehicle is stationary and the park brake or park lock not applied. This audible and visible alarm shall be activated after the operator has been detected out of the driving position, the park brake or park lock is not applied. The time-out of the alarm shall be not less than 10 seconds. The alarm shall be de-activated when the operator is detected to be present again in the driving position within this time period or when the park brake or park lock is applied within this time period.	<input type="checkbox"/>	<input type="checkbox"/>	<input checked="" type="checkbox"/>	
4-9.2	Power take-off OPC For vehicles of categories T and C the stationary power take-off operation shall be enabled by an intentional command from an operator when the tractor is not in motion. When the operator leaves the driving position with the PTO engaged and the vehicle is not in motion, the drive of the power take-off shaft shall shut off automatically within 7 seconds. The automatic PTO shut off action shall not have negative effects on safety related functions (e.g. breaking). A restart of the Power take-off shall only be possible by an intentional actuation of the operator.	<input checked="" type="checkbox"/>	<input type="checkbox"/>	<input type="checkbox"/>	
4-10	Auto-guidance systems Auto-guidance systems for tractors (categories T and C) shall be in accordance with the requirements of, ISO 10975:2009.	<input type="checkbox"/>	<input type="checkbox"/>	<input checked="" type="checkbox"/>	
4-11	Complex electronic vehicle control systems Complex electronic control systems, as listed in appendix 2 of and as defined by (UNECE) Regulation No 79 shall comply with the provisions of Annex 6 to that Regulation.	<input type="checkbox"/>	<input type="checkbox"/>	<input checked="" type="checkbox"/>	
4-12	Virtual terminals Control devices related to virtual terminals shall meet the requirements set out in Annex B of ISO 15077:2008.	<input type="checkbox"/>	<input type="checkbox"/>	<input checked="" type="checkbox"/>	

C = complying; NC = not complying; NA = not applicable

Job number: A0001688	Type: RN	Date of issue: 31/03/2025
Internal procedure applied PTA01 and IST37	Manufacturer: Zoomlion Agriculture Machinery Co., Ltd.	Page: 9 of 9

5. MEASURING INSTRUMENTS

Instrument	Make	Type	Remarks
Steel measuring tap	Tuo niao, China	TN5019/(0 ~ 5) m	Calibration expired on 23/10/2025

6. REMARKS

(report remarks, irregularity, non compliance items)

/

7. CONCLUSIONS

On the basis of checks carried out and of what stated in the information folder provided by the manufacturer, it is hereby certified that the vehicle(s) referred to in pt. 0.2. meet(s) the requirements of (EU) Regulation 1322/2014, Annex XXIII as last amended by (EU) Regulation 2018/830.

31/03/2025
Date of issue


Yueguang Ren
Inspector


Fabrizio Comi
Technical Responsible

Job number: A0001700
Internal procedure applied PTA01 and IST37

Type: PG
Manufacturer: Zoomlion Agriculture Machinery Co., Ltd.

Date of issue:	26/03/2025
Page:	1 of 2

Figure 1

Rear hazard zone for location of hydraulic three point lift, PTO and remote valve external control device(s) (three possible locations: A, B or C)

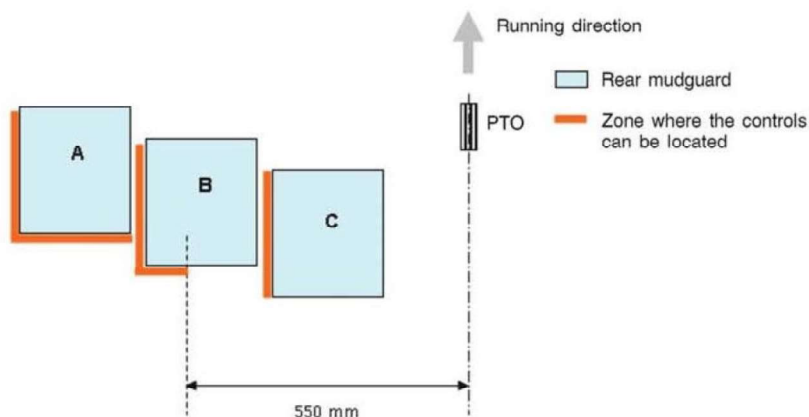
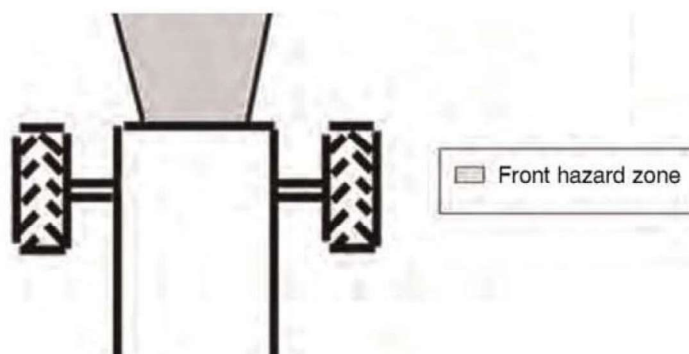


Figure 2

Front hazard zone for location of hydraulic three point lift, PTO and remote valve external control device(s). In the plan view, the front hazard zone is the isosceles trapezoid area, the oblique sides of which are the three-point lift arms: the smaller base of which is the projection of the front part of the tractor's body and the larger base of which is the line passing through the ends of the three-point lift arms.



Job number: A0001700
Internal procedure applied PTA01 and IST37

Type: PG
Manufacturer: Zoomlion Agriculture Machinery Co., Ltd.

Date of issue:	26/03/2025
Page:	2 of 2

Figure 3

Area without access to rear PTO and rear three point lifting internal control device(s) for tractors without cab, determined by the vertical planes passing on the inner edge of the mud-guards

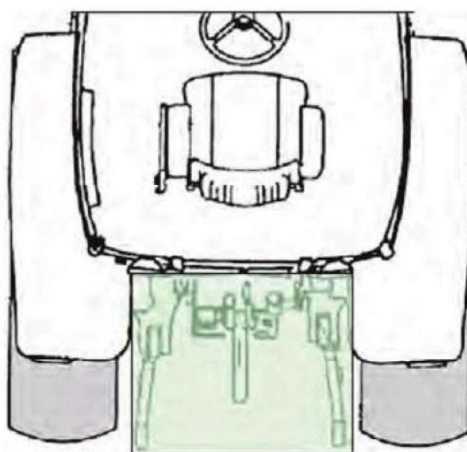
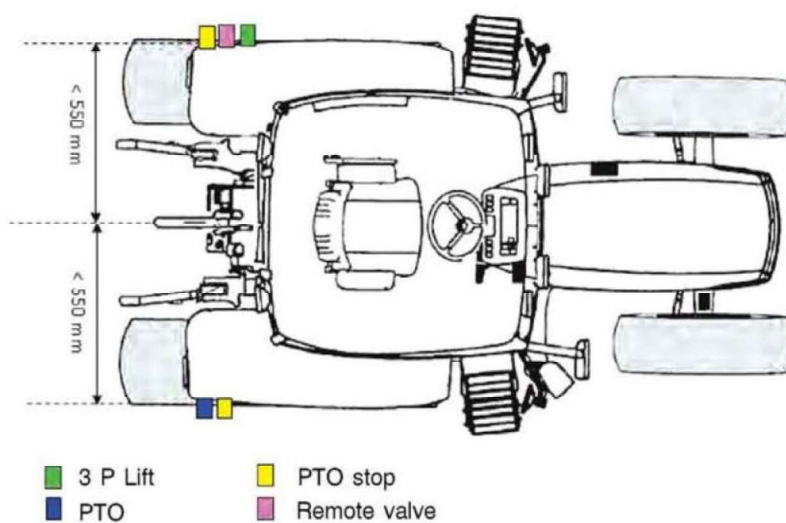


Figure 4

Example of external control device(s) arrangement without presumption of comprehensiveness



Job number: A0001688	Type: RN	Date of issue: 31/03/2025
Internal procedure applied PTA01 and IST37	Manufacturer: Zoomlion Agriculture Machinery Co., Ltd.	Page: 1 of 4

Subject:	Protection against other mechanical hazards
EU Regulatory act:	1322/2014, Annex XXIV – 2018/830
Inspector:	Yueguang Ren
Inspection site:	COTTEC (China Official Tractor Test and Evaluation Center) Luoyang, Henan, P.R. China
Date of inspection:	16/03/2025

0. GENERAL INFORMATION CONCERNING VEHICLES

0.1.	Make(s) (trade name of the manufacturer):	ZOOMLION	
0.2.	Type:	RN	
0.2.1	Variants/Versions:	Variants:	Versions:
		RN904	
		RN1304	
0.3	Category, subcategory and speed index of vehicle:	T1a	
0.4	Company name and address of manufacturer:	Zoomlion Agriculture Machinery Co., Ltd. No. 16, E'xi Road, Sanshan Economic Development Zone, Wuhu City, Anhui 241080, P.R. China	
0.4.1	Name(s) and address(es) of assembly plant(s):	Henan Zoomlion Intelligent Agriculture Machinery Co., Ltd. 98# Songcheng Road, Kaifeng District, Henan Pilot Free Trade Zone, Henan Province 471000, P.R. China	
0.4.2	Name and address of manufacturer's authorised representative:	Zoomlion Europe GmbH Lohrgraben 2, 55444, Waldlaubersheim / Germany	

1. INFORMATION CONCERNING THE VEHICLE SUBMITTED FOR TESTS

Type	Variant	Version	VIN ⁽¹⁾
RN	RN1304	/	ZLARN130PS0000202

⁽¹⁾ This code has the only purpose to identify the vehicle submitted for tests.

2. PRELIMINARY REMARKS

The vehicle submitted for tests conforms to the information document no. [ZOOMLION RN-167-00 dated 25/03/2025] provided by manufacturer. The tested vehicle is representative of the type to be approved.

3. INFORMATION RELEVANT FOR THE CONDUCT AND THE EVALUATION OF TESTS (DECLARED BY THE MANUFACTURER AND VERIFIED)

[NA]

Job number: A0001688	Type: RN	Date of issue: 31/03/2025
Internal procedure applied PTA01 and IST37	Manufacturer: Zoomlion Agriculture Machinery Co., Ltd.	Page: 2 of 4

4. CHECKS AND TESTS

4-1 CHECKS OF LAYOUT AND MARKING OF FLEXIBLE HYDRAULIC HOLES

	Requirement	C	NC	NA	Remarks
4-1.1	Flexible hydraulic hoses must be arranged in such a way as to prevent mechanical and thermal damage.	<input checked="" type="checkbox"/>	<input type="checkbox"/>	<input type="checkbox"/>	
4-1.2	Flexible hydraulic hoses in the vicinity of the driver's or the passenger's seat must be arranged or protected in such a way that in the event of their failure there can be no danger to any person.	<input checked="" type="checkbox"/>	<input type="checkbox"/>	<input type="checkbox"/>	
4-1.3	Flexible hydraulic hoses must be clearly identifiable and indelibly marked in accordance with the requirements set out in paragraph 13 of ISO 17165-1:2007.	<input checked="" type="checkbox"/>	<input type="checkbox"/>	<input type="checkbox"/>	

4-2 CHECKS OF R-CATEGORY TRAILERS WITH TIPPING CAPABILITY (supports for service and maintenance)

	Requirement	C	NC	NA	Remarks
4-2.1	When it is necessary for the operator to work under raised parts of the machine in order to carry out maintenance or service, mechanical supports or hydraulic locking devices shall be provided to prevent inadvertent lowering.	<input type="checkbox"/>	<input type="checkbox"/>	<input checked="" type="checkbox"/>	
4-2.1.1	Means other than mechanical or hydraulic devices are acceptable, provided an equal or greater level of safety is ensured.	<input type="checkbox"/>	<input type="checkbox"/>	<input checked="" type="checkbox"/>	
4-2.2	It shall be possible to control hydraulic locking devices and mechanical supports from outside the hazard zones.	<input type="checkbox"/>	<input type="checkbox"/>	<input checked="" type="checkbox"/>	
4-2.3	Mechanical supports and hydraulic locking devices shall be identified by use of a colour that contrasts with the overall machine colour or by a safety sign located either on, or in close proximity to, the device.	<input type="checkbox"/>	<input type="checkbox"/>	<input checked="" type="checkbox"/>	
4-2.4	Supports or hydraulic devices manually controlled shall be identified with pictograms and instructions of use shall be provided in the operator's manual.	<input type="checkbox"/>	<input type="checkbox"/>	<input checked="" type="checkbox"/>	
4-2.5	Mechanical supports				
4-2.5.1	Mechanical supporting devices shall withstand a load of 1,5 times the maximum static load to be supported.	<input type="checkbox"/>	<input type="checkbox"/>	<input checked="" type="checkbox"/>	
4-2.5.2	Detachable mechanical supports shall have a dedicated and clearly visible and identifiable storage position on the machine.	<input type="checkbox"/>	<input type="checkbox"/>	<input checked="" type="checkbox"/>	

Job number: A0001688	Type: RN	Date of issue: 31/03/2025
Internal procedure applied PTA01 and IST37	Manufacturer: Zoomlion Agriculture Machinery Co., Ltd.	Page: 3 of 4

	Requirement	C	NC	NA	Remarks
4-2.6	Hydraulic locking devices				
4-2.6.1	Hydraulic locking devices shall be located on the hydraulic cylinder or connected to the hydraulic cylinder by rigid or flexible lines. In the latter case, the lines connecting the locking device to the hydraulic cylinder shall be designed to withstand a pressure at least four times the rated maximum hydraulic pressure.			X	
4-2.6.2	The rated maximum hydraulic pressure shall be specified in the operator's manual. The conditions for the replacement of such flexible lines shall also be given in the operator's manual.			X	

4-3 CHECKS OF ROUGH SURFACES AND SHARP EDGES

Requirement	C	NC	NA	Remarks
Parts that are likely to be contacted by the driver or passengers, while driving, shall have no sharp edges or rough surfaces hazardous to the occupants.	X			

4-4 CHECK OF GREASING POINT

Requirement	C	NC	NA	Remarks
4-4.1 Greasing points shall be directly accessible by the operator or provided of rigid pipes or flexible high pressure lines to allow the greasing process from an accessible location.	X			
4-4.2 Greasing points shall be clearly identified on the vehicle with symbols, pictorials, pictograms or colour coding and its location and instructions of use shall be indicated in the operator's manual.	X			

C = complying; NC = not complying; NA = not applicable

5. MEASURING INSTRUMENTS

Instrument	Make	Type	Remarks
/	/	/	/

6. REMARKS

(report remarks, irregularity, non compliance items)

Inspection Report

Regulation (EU) 1322/2014, Annex XXIV
no. ZOA-RN-1322_2014-XXIV-00

Job number: A0001688	Type: RN	Date of issue: 31/03/2025
Internal procedure applied PTA01 and IST37	Manufacturer: Zoomlion Agriculture Machinery Co., Ltd.	Page: 4 of 4

7. CONCLUSIONS

On the basis of checks carried out and of what stated in the information folder provided by the manufacturer, it is hereby certified that the vehicle(s) referred to in pt. 0.2. meet(s) the requirements of (EU) Regulation 1322/2014, Annex XXIV as last amended by (EU) Regulation 2018/830.

31/03/2025
Date of issue

王瑞光 Ren
Yueguang Ren
Inspector

Fabrizio Comi
Fabrizio Comi
Technical Responsible

Job number: A0001688	Type: RN	Date of issue: 31/03/2025
Internal procedure applied PTA01 and IST37	Manufacturer: Zoomlion Agriculture Machinery Co., Ltd.	Page: 1 of 3

Subject:	Information, warnings and markings
EU Regulatory act:	1322/2014, Annex XXVI – 2018/830
Inspector:	Yueguang Ren
Inspection site:	COTTEC (China Official Tractor Test and Evaluation Center) Luoyang, Henan, P.R. China
Date of inspection:	16/03/2025

0. GENERAL INFORMATION CONCERNING VEHICLES

0.1.	Make(s) (trade name of the manufacturer):	ZOOMLION	
0.2.	Type:	RN	
0.2.1	Variants/Versions:	Variants:	Versions:
		RN904	
		RN1304	
0.3	Category, subcategory and speed index of vehicle:	T1a	
0.4	Company name and address of manufacturer:	Zoomlion Agriculture Machinery Co., Ltd. No. 16, E'xi Road, Sanshan Economic Development Zone, Wuhu City, Anhui 241080, P.R. China	
0.4.1	Name(s) and address(es) of assembly plant(s):	Henan Zoomlion Intelligent Agriculture Machinery Co., Ltd. 98# Songcheng Road, Kaifeng District, Henan Pilot Free Trade Zone, Henan Province 471000, P.R. China	
0.4.2	Name and address of manufacturer's authorised representative:	Zoomlion Europe GmbH Lohrgraben 2, 55444, Waldlaubersheim / Germany	

1. INFORMATION CONCERNING THE VEHICLE SUBMITTED FOR TESTS

Type	Variant	Version	VIN ⁽¹⁾
RN	RN1304	/	ZLARN130PS0000202

⁽¹⁾ This code has the only purpose to identify the vehicle submitted for tests.

2. PRELIMINARY REMARKS

The vehicle submitted for tests conforms to the information document no. ZOOMLION RN-167-00 dated 21/03/2025 provided by manufacturer. The tested vehicle is representative of the type to be approved.

3. INFORMATION RELEVANT FOR THE CONDUCT AND THE EVALUATION OF TESTS (DECLARED BY THE MANUFACTURER AND VERIFIED)

NA

Job number: A0001688	Type: RN	Date of issue: 31/03/2025
Internal procedure applied PTA01 and IST37	Manufacturer: Zoomlion Agriculture Machinery Co., Ltd.	Page: 2 of 3

4. CHECKS AND TESTS

4-1 CHECK OF SYMBOLS

	Requirement	C	NC	NA	Remarks
4-1.1	Symbols used for the control devices and other displays should comply with the requirements laid down in ISO 3767 Parts 1 (1998+A2:2012) and, if applicable, Part 2 (:2008)	<input checked="" type="checkbox"/>	<input type="checkbox"/>	<input type="checkbox"/>	
4-1.2	As an alternative, symbols laid down in UNECE Regulation No 60 can be used	<input type="checkbox"/>	<input type="checkbox"/>	<input checked="" type="checkbox"/>	

4-2 CHECK OF PICTORIALS

	Requirement	C	NC	NA	Remarks
4-2.1	Hazard pictorials should comply with the requirements laid down in ISO 11684:1995.	<input checked="" type="checkbox"/>	<input type="checkbox"/>	<input type="checkbox"/>	
4-2.2	Pictorials for personal protective equipment should comply with the requirements laid down in ISO 7010:2011	<input checked="" type="checkbox"/>	<input type="checkbox"/>	<input type="checkbox"/>	

4-3 CHECK ON HYDRAULIC COUPLINGS

Requirement	C	NC	NA	Remarks
Hydraulic valves and the couplers as well as the flow direction and the mode of operation, shall be identified by colour coding and/or numerals to be stated on durable labels resistant to oil, fuel, wear and chemical agents, such as fertilizers;	<input checked="" type="checkbox"/>	<input type="checkbox"/>	<input type="checkbox"/>	
its location, identification and instructions of use shall be indicated in the operator's manual.	<input checked="" type="checkbox"/>	<input type="checkbox"/>	<input type="checkbox"/>	

4-4 CHECK ON JACKING POINTS

Requirement	C	NC	NA	Remarks
Safe jacking points shall be identified by the manufacturer and clearly marked on the vehicle	<input checked="" type="checkbox"/>	<input type="checkbox"/>	<input type="checkbox"/>	

4-5 CHECK OF ADDITIONAL WARNING SIGNALS WITH REGARD TO BRAKING

Requirement	C	NC	NA	Remarks
Tractors shall be equipped with optical brake failure and defect warning signals	<input checked="" type="checkbox"/>	<input type="checkbox"/>	<input type="checkbox"/>	

C = complying; NC = not complying; NA = not applicable

Inspection Report

Regulation (EU) 1322/2014, Annex XXVI
no. ZOA-RN-1322_2014-XXVI-00

Job number: A0001688	Type: RN	Date of issue: 31/03/2025
Internal procedure applied PTA01 and IST37	Manufacturer: Zoomlion Agriculture Machinery Co., Ltd.	Page: 3 of 3

5. MEASURING INSTRUMENTS

Instrument	Make	Type	Remarks
/	/	/	/

6. REMARKS

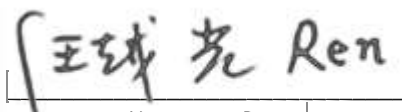
(report remarks, irregularity, non compliance items)

7. CONCLUSIONS

On the basis of checks carried out and of what stated in the information folder provided by the manufacturer, it is hereby certified that the vehicle(s) referred to in pt. 0.2. meet(s) the requirements of (EU) Regulation 1322/2014, Annex XXVI as last amended by (EU) Regulation 2018/830.

31/03/2025

Date of issue



Yueguang Ren
Inspector



Fabrizio Comi
Technical Responsible

Job number: A0001688	Type: RN	Date of issue: 31/03/2025
Internal procedure applied PTA01 and IST37	Manufacturer: Zoomlion Agriculture Machinery Co., Ltd.	Page: 1 of 2

Subject:	Materials and products
EU Regulatory act:	1322/2014, Annex XXVII – 2018/830
Inspector:	Yueguang Ren
Inspection site:	COTTEC (China Official Tractor Test and Evaluation Center) Luoyang, Henan, P.R. China
Date of inspection:	16/03/2025

0. GENERAL INFORMATION CONCERNING VEHICLES

0.1.	Make(s) (trade name of the manufacturer):	ZOOMLION	
0.2.	Type:	RN	
0.2.1	Variants/Versions:	Variants:	Versions:
		RN904	
		RN1304	
0.3	Category, subcategory and speed index of vehicle:	T1a	
0.4	Company name and address of manufacturer:	Zoomlion Agriculture Machinery Co., Ltd. No. 16, E'xi Road, Sanshan Economic Development Zone, Wuhu City, Anhui 241080, P.R. China	
0.4.1	Name(s) and address(es) of assembly plant(s):	Henan Zoomlion Intelligent Agriculture Machinery Co., Ltd. 98# Songcheng Road, Kaifeng District, Henan Pilot Free Trade Zone, Henan Province 471000, P.R. China	
0.4.2	Name and address of manufacturer's authorised representative:	Zoomlion Europe GmbH Lohrgraben 2, 55444, Waldlaubersheim / Germany	

1. INFORMATION CONCERNING THE VEHICLE SUBMITTED FOR TESTS

Type	Variant	Version	VIN ⁽¹⁾
RN	RN1304	/	ZLARN130PS0000202

⁽¹⁾ This code has the only purpose to identify the vehicle submitted for tests.

2. PRELIMINARY REMARKS

The vehicle submitted for tests conforms to the information document no. ZOOMLION RN-167-00 dated 25/03/2025 provided by manufacturer. The tested vehicle is representative of the type to be approved.

3. INFORMATION RELEVANT FOR THE CONDUCT AND THE EVALUATION OF TESTS (DECLARED BY THE MANUFACTURER AND VERIFIED)

NA

Inspection Report

Regulation (EU) 1322/2014, Annex XXVII
no. ZOA-RN-1322_2014-XXVII-00

Job number: A0001688	Type: RN	Date of issue: 31/03/2025
Internal procedure applied PTA01 and IST37	Manufacturer: Zoomlion Agriculture Machinery Co., Ltd.	Page: 2 of 2

4. CHECKS AND TESTS

	Requirement	C	NC	NA	Remarks
4-1	Oil reservoirs and coolant systems Oil reservoirs and coolant systems shall be located, constructed, coated and/or sealed to minimise the risk of spillage that might be injurious to the operator in the event of an overturn.	<input checked="" type="checkbox"/>	<input type="checkbox"/>	<input type="checkbox"/>	
4-2	Burning rate of cab material The burning rate of cab interior material such as the seat covering, wall, floor and headliner coverings when provided shall not exceed the maximum rate of 150 mm/min when tested in accordance with ISO 3795:1989.	<input checked="" type="checkbox"/>	<input type="checkbox"/>	<input type="checkbox"/>	

C = complying; NC = not complying; NA = not applicable

5. MEASURING INSTRUMENTS

Instrument	Make	Type	Remarks
Electronic stopwatch	AnyTime	A-306	Calibration expired on 23/10/2025

6. REMARKS

(report remarks, irregularity, non-compliant items)

7. CONCLUSIONS

On the basis of checks carried out and of what stated in the information folder provided by the manufacturer, it is hereby certified that the vehicle(s) referred to in pt. 0.2. meet(s) the requirements of (EU) Regulation 1322/2014, Annex XXVII as last amended by (EU) Regulation 2018/830.

31/03/2025

Date of issue


Yueguang Ren
Inspector


Fabrizio Comi
Technical Responsible

Job number: A0001688	Type: RN	Date of issue: 31/03/2025
Internal procedure applied PTA01 and IST37	Manufacturer: Zoomlion Agriculture Machinery Co., Ltd.	Page: 1 of 3

Subject:	Batteries
EU Regulatory act:	1322/2014, Annex XXVIII – 2018/830
Inspector:	Yueguang Ren
Inspection site:	COTTEC (China Official Tractor Test and Evaluation Center) Luoyang, Henan, P.R. China
Date of inspection:	16/03/2025

0. GENERAL INFORMATION CONCERNING VEHICLES

0.1.	Make(s) (trade name of the manufacturer):	ZOOMLION	
0.2.	Type:	RN	
0.2.1	Variants/Versions:	Variants:	Versions:
		RN904	
		RN1304	
0.3	Category, subcategory and speed index of vehicle:	T1a	
0.4	Company name and address of manufacturer:	Zoomlion Agriculture Machinery Co., Ltd. No. 16, E'xi Road, Sanshan Economic Development Zone, Wuhu City, Anhui 241080, P.R. China	
0.4.1	Name(s) and address(es) of assembly plant(s):	Henan Zoomlion Intelligent Agriculture Machinery Co., Ltd. 98# Songcheng Road, Kaifeng District, Henan Pilot Free Trade Zone, Henan Province 471000, P.R. China	
0.4.2	Name and address of manufacturer's authorised representative:	Zoomlion Europe GmbH Lohrgraben 2, 55444, Waldlaubersheim / Germany	

1. INFORMATION CONCERNING THE VEHICLE SUBMITTED FOR TESTS

Type	Variant	Version	VIN ⁽¹⁾
RN	RN1304	/	ZLARN130PS0000202

⁽¹⁾ This code has the only purpose to identify the vehicle submitted for tests.

2. PRELIMINARY REMARKS

The vehicle submitted for tests conforms to the information document no. ZOOMLION RN-167-00 dated 25/03/2025 provided by manufacturer. The tested vehicle is representative of the type to be approved.

3. INFORMATION RELEVANT FOR THE CONDUCT AND THE EVALUATION OF TESTS (DECLARED BY THE MANUFACTURER AND VERIFIED)

NA

Job number: A0001688	Type: RN	Date of issue: 31/03/2025
Internal procedure applied PTA01 and IST37	Manufacturer: Zoomlion Agriculture Machinery Co., Ltd.	Page: 2 of 3

4. CHECKS OF REQUIREMENTS

	Requirement	C	NC	NA	Remarks
4-1	Batteries shall be located so they can be properly maintained and exchanged, from the ground or a platform, and shall be secured to remain in position and located or constructed and sealed so as to reduce the possibility of spillage in the event of an overturn.	<input checked="" type="checkbox"/>	<input type="checkbox"/>	<input type="checkbox"/>	
4-2	The battery housing must be designed and constructed in such a way as to prevent the electrolyte being ejected on to the operator in the event of roll-over or tip-over and to avoid the accumulation of vapours in places occupied by operators.	<input checked="" type="checkbox"/>	<input type="checkbox"/>	<input type="checkbox"/>	
4-3	The electrical, non-earth terminals of batteries shall be protected to prevent unintentional contact and shorting to earth.	<input checked="" type="checkbox"/>	<input type="checkbox"/>	<input type="checkbox"/>	
4-4	Battery isolator				
4-4.1	A vehicle must be designed and constructed in such a way that the battery electrical circuit can be easily disconnected with the aid of an electronic system or an accessible device provided for that purpose (e.g. the tractor's ignition key, common tools or a switch).	<input checked="" type="checkbox"/>	<input type="checkbox"/>	<input type="checkbox"/>	
4-4.2	The position of the battery isolator must be easily accessible and not near dangerous areas.	<input checked="" type="checkbox"/>	<input type="checkbox"/>	<input type="checkbox"/>	
4-4.3	When the battery isolator has neither a specific pictogram for its identification nor the indication of its operation (on-off), the specific graphical symbol indicated in the figure below shall be affixed	<input checked="" type="checkbox"/>	<input type="checkbox"/>	<input type="checkbox"/>	

2063

0247



code 2063 battery disconnected



code 0247 battery connected

C = complying; NC = not complying; NA = not applicable

5. MEASURING INSTRUMENTS

Instrument	Make	Type	Remarks
/	/	/	/

6. REMARKS

(report remarks, irregularity, non-compliant items)

/

Inspection Report

Regulation (EU) 1322/2014, Annex XXVIII
no. ZOA-RN-1322_2014-XXVIII-00

Job number: A0001688	Type: RN	Date of issue: 31/03/2025
Internal procedure applied PTA01 and IST37	Manufacturer: Zoomlion Agriculture Machinery Co., Ltd.	Page: 3 of 3

7. CONCLUSIONS

On the basis of checks carried out and of what stated in the information folder provided by the manufacturer, it is hereby certified that the vehicle(s) referred to in pt. 0.2. meet(s) the requirements of (EU) Regulation 1322/2014, Annex XXVIII as last amended by (EU) Regulation 2018/830.

31/03/2025

Date of issue



Yueguang Ren
Inspector



Fabrizio Comi
Technical Responsible

Job number: A0001688	Type: RN	Date of issue: 31/03/2025
Internal procedure applied PTA01 and IST37	Manufacturer: Zoomlion Agriculture Machinery Co., Ltd.	Page: 1 of 4

Subject:	Pollutant emissions
EU Regulatory act:	2018/985 Annex I – 2022/518
Inspector:	Yueguang Ren
Inspection site:	COTTEC (China Official Tractor Test and Evaluation Center) Luoyang, Henan, P.R. China
Date of inspection:	16/03/2025

0. GENERAL INFORMATION CONCERNING VEHICLES

0.1.	Make(s) (trade name of the manufacturer):	ZOOMLION	
0.2.	Type:	RN	
0.2.1	Variants/Versions:	Variants:	Versions:
		RN904	
		RN1304	
0.3	Category, subcategory and speed index of vehicle:	T1a	
0.4	Company name and address of manufacturer:	Zoomlion Agriculture Machinery Co., Ltd. No. 16, E'xi Road, Sanshan Economic Development Zone, Wuhu City, Anhui 241080, P.R. China	
0.4.1	Name(s) and address(es) of assembly plant(s):	Henan Zoomlion Intelligent Agriculture Machinery Co., Ltd. 98# Songcheng Road, Kaifeng District, Henan Pilot Free Trade Zone, Henan Province 471000, P.R. China	
0.4.2	Name and address of manufacturer's authorised representative:	Zoomlion Europe GmbH Lohrgraben 2, 55444, Waldlaubersheim / Germany	

1. INFORMATION CONCERNING THE VEHICLE SUBMITTED FOR TESTS

Type	Variant	Version	VIN ⁽¹⁾
RN	RN904	/	ZLARN090AS0000001
RN	RN1304	/	ZLARN130PS0000202

⁽¹⁾ This code has the only purpose to identify the vehicle submitted for tests.

2. PRELIMINARY REMARKS

The vehicle submitted for tests conforms to the information document no. ZOOMLION RN-167-00 dated 25/03/2025 provided by manufacturer. The tested vehicle is representative of the type to be approved.

Job number: A0001688	Type: RN	Date of issue: 31/03/2025
Internal procedure applied PTA01 and IST37	Manufacturer: Zoomlion Agriculture Machinery Co., Ltd.	Page: 2 of 4

3. INFORMATION RELEVANT FOR THE CONDUCT AND THE EVALUATION OF TESTS (DECLARED BY THE MANUFACTURER AND VERIFIED)

3.0	Variant/version	RN904	RN1304
3.1	Engine		
3.1.1	Make:	SDEC POWER	
3.1.2	Type:	SC4H115G5E	SC4H160.1G5E
3.1.3	Cylinders:	4, LI	
3.1.4	Bore x stroke : (mm)	108 x 124	
3.1.5	Swept volume : (cm ³)	4544	
3.1.6	Maximum net power : (kW)	85	118
3.1.7	Maximum torque : (Nm)	500	600
3.1.8	Turbocharger:	Y	N
3.1.9	Cooling:	Water	
3.2	Air-intake system		
3.2.1	Air filter		
3.2.1.1	Make	Xuzhou Xinxing Filter Co.,Ltd	
3.2.1.2	Type	1000100458	
3.3	Exhaust system		
3.3.1	Make	SDEC POWER	
3.3.2	Type	SCDOC-DPC07, SCDPF-DPC07, SCSCR-DPC07	

4. CHECKS AND TESTS

4-1 ENGINE IDENTIFICATION DATA

4-1.1 Variant/version RN904 and RN1304

4-1.1.1	Means of identification	Nameplate	
4-1.1.2	Make:	SDEC POWER	
4-1.1.3	Type	SC4H115G5E	SC4H160.1G5E
4-1.1.4	Identification number:	A728T0S50004	A721T0S30002
4-1.1.5	Approvals:	e5*2016/1628*2021/1398EV6/D*0246*00	
		E9*120R02/00*0039*00	

Job number: A0001688	Type: RN	Date of issue: 31/03/2025
Internal procedure applied PTA01 and IST37	Manufacturer: Zoomlion Agriculture Machinery Co., Ltd.	Page: 3 of 4

4-2 ENGINE INSTALLATION ON THE VEHICLE

4-2.1 Check of intake depression and exhaust back-pressure

4-2.1.1 Variant/version RN904 and RN1304

4-2.1.1.1	Test condition:	RN904	RN1304
4-2.1.1.1.1	Intake		
	- depression		
	• maximum allowed : (hPa)	35	
	• verified : (hPa)	30	31
4-2.1.1.1.2	Exhaust		
	- back pressure		
	• maximum allowed : (hPa)	180	240
	• verified : (hPa)	165	220
4-2.1.1.1.3	Maximum no-load speed		
	• declared : (min ⁻¹)	2420±100	
	• verified : (min ⁻¹)	2310	

5. MEASURING INSTRUMENTS

Instrument	Make	Type	Remarks
PTO bench tester	COTTEC	PTO-2-110	04/10/2025

6. REMARKS

(report remarks, irregularity, non compliance items)

/

Inspection Report

Regulation (EU) 2015/96 Ann. II
no. ZOA-RN-2018_985-I-00

Job number: A0001688	Type: RN	Date of issue: 31/03/2025
Internal procedure applied PTA01 and IST37	Manufacturer: Zoomlion Agriculture Machinery Co., Ltd.	Page: 4 of 4

7. CONCLUSIONS

On the basis of checks carried out and of what stated in the information folder provided by the manufacturer, it is hereby certified that the vehicle(s) referred to in pt. 0.2. meet(s) the requirements of Regulation (EU) 2018/985, Annex I as last amended by Regulation (EU) 2022/518.

31/03/2025
Date of issue

王城光 Ren
Yueguang Ren
Inspector

Fabrizio Comi
Fabrizio Comi
Technical Responsible

Job number: A0001688	Type: RN	Date of issue: 31/03/2025
Internal procedure applied PTA01 and IST37	Manufacturer: Zoomlion Agriculture Machinery Co., Ltd.	Page: 1 of 6

Subject:	External sound emission
EU Regulatory act:	2018/985 Annex II – 2022/518
Inspector:	Yueguang Ren
Inspection site:	COTTEC (China Official Tractor Test and Evaluation Center) Luoyang, Henan, P.R. China
Date of inspection:	13/03/2025

0. GENERAL INFORMATION CONCERNING VEHICLES

0.1.	Make(s) (trade name of the manufacturer):	ZOOMLION	
0.2.	Type:	RN	
0.2.1	Variants/Versions:	Variants:	Versions:
		RN904	
		RN1304	
0.3	Category, subcategory and speed index of vehicle:	T1a	
0.4	Company name and address of manufacturer:	Zoomlion Agriculture Machinery Co., Ltd. No. 16, E'xi Road, Sanshan Economic Development Zone, Wuhu City, Anhui 241080, P.R. China	
0.4.1	Name(s) and address(es) of assembly plant(s):	Henan Zoomlion Intelligent Agriculture Machinery Co., Ltd. 98# Songcheng Road, Kaifeng District, Henan Pilot Free Trade Zone, Henan Province 471000, P.R. China	
0.4.2	Name and address of manufacturer's authorised representative:	Zoomlion Europe GmbH Lohrgraben 2, 55444, Waldlaubersheim / Germany	

1. INFORMATION CONCERNING THE VEHICLE SUBMITTED FOR TESTS

Type	Variant	Version	VIN ⁽¹⁾
RN	RN904	/	ZLARN090AS0000001
RN	RN1304	/	ZLARN130PS0000202

⁽¹⁾ This code has the only purpose to identify the vehicle submitted for tests.

2. PRELIMINARY REMARKS

The vehicle submitted for tests conforms to the information document no. ZOOMLION RN-167-00 dated 25/03/2025 provided by manufacturer. The tested vehicle is representative of the type to be approved.

Job number: A0001688	Type: RN	Date of issue: 31/03/2025
Internal procedure applied PTA01 and IST37	Manufacturer: Zoomlion Agriculture Machinery Co., Ltd.	Page: 2 of 6

3. INFORMATION RELEVANT FOR THE CONDUCT AND THE EVALUATION OF TESTS (DECLARED BY THE MANUFACTURER AND VERIFIED)

3.0	Variant/version	RN904	RN1304
3.1	Engine	SDEC POWER	
3.1.1	Make:	SDEC POWER	
3.1.2	Type:	SC4H115G5E	SC4H160.1G5E
3.1.3	Maximum net power : (kW)	85	118
3.1.4	Governor:	Y	N
	- maximum no load speed : (min ⁻¹)	Not applicable	
3.2	Silencers		
3.2.1	Air filter		
3.2.1.1	Make:	Xuzhou Xinxing Filter Co.,Ltd	
3.2.1.2	Type:	1000100458	
3.2.2	Exhaust muffler		
3.2.2.1	Make:	SDEC POWER	
3.2.2.2	Type:	SCDOC-DPC07, SCDPF-DPC07, SCSCR-DPC07	
3.2.3	Fibrous absorbent material	Y	N
3.3	Transmission		
3.3.1	Type:	mechanical/hydrostatic/ electric	
3.3.2	Gearbox:	12 speed forward and 12 speed reverse	
3.4	Measured max speed (V) : (km/h)	40	
3.5	Tyres with greatest rolling radius:	Axle 1	Axle 2
	- dimensions : /	320/85R24	420/85R34
	- inflating pressure: : (kPa)	160	160
3.6	Sound-absorbent material		
3.6.1	Engine compartment:	Y	N
3.6.2	Engine bonnet(s):	Y	N

4. CHECKS AND TESTS

	Requirement	C	NC	NA	Remarks
4-2	Check of requirements about exhaust system (silencer)				
4-2.1	The exhaust gases must not penetrate inside the cab	X			
4-2.3	The exhaust and intake systems must be marked with a reference to their make and type which is clearly legible and indelible	X			
4-2.4	The fibrous absorbent material used in the construction of silencers:				
4-2.4.1	must not be placed in those parts of the silencer through which gases pass;	X			

Job number: A0001688	Type: RN	Date of issue: 31/03/2025
Internal procedure applied PTA01 and IST37	Manufacturer: Zoomlion Agriculture Machinery Co., Ltd.	Page: 3 of 6

Requirement

		C	NC	NA	Remarks
4-2.4.2	must be kept in place by suitable devices;	<input checked="" type="checkbox"/>	<input type="checkbox"/>	<input type="checkbox"/>	
4-2.4.3	must be resistant to a temperature at least 20% higher than the max operating temperature (degrees C) of silencer	<input checked="" type="checkbox"/>	<input type="checkbox"/>	<input type="checkbox"/>	

C = complying; NC = not complying; NA = not applicable

4.1 TEST CONDITIONS

4.1.1 Variant/version RN904 & RN1304

4.1.1.1	Tractor conditions			
4.1.1.1.1	Unladen mass (Mt)	: (kg)	5100	
4.1.1.1.2	Tyres		Axle 1	Axle 2
	- dimensions	: /	320/85R24	420/85R34
	- pressure	: (kPa)	160	160
4.1.1.1.3	Maximum no-load speed	: (min ⁻¹)	2420±100	
4.1.1.2	Test area:		Open and sufficiently silent	
4.1.1.3	Environmental conditions			
	- weather:		Fine and dry	
	- wind	: (m/s)	1.3	
	- background sound level	: (dB(A))	54.2	

Job number: A0001688	Type: RN	Date of issue: 31/03/2025
Internal procedure applied PTA01 and IST37	Manufacturer: Zoomlion Agriculture Machinery Co., Ltd.	Page: 4 of 6

4.2 TEST RESULTS

4.2.1 Variant/version RN904

4.2.1.1	Noise level of tractor in motion		
4.2.1.1.1	Method of measurement		
	- gear:	F-4-H	
	- test speed (3/4 V) : (km/h)	30.8	
	- microphone position:	situated 1,2 metres above ground level at a distance of 7,5 metres from the path of "CC"	
4.2.1.1.2	Measurements		
4.2.1.1.2.1	Side : /	Left	Right
	- first measurement : (dB(A))	83.4	81.8
	- second measurement : (dB(A))	83.5	81.6
	- third measurement : (dB(A))	84.0	82.0
4.2.1.1.3	Test results		
4.2.1.1.3.1	Max sound level recorded : (dB(A))	84.0	
4.2.1.1.4	Max permissible sound level		
	- for Mt ≤ 1,5 t : (dB(A))	85	
	- for Mt > 1,5 t : (dB(A))	89	

4.2.1.2	Noise level of tractor stationary		
4.2.1.2.1	Method of measurement		
	- engine speed : (min ⁻¹)	2200	
	- microphone position:	at a distance of 7 metres from the nearest surface of the vehicle. The microphone is situated 1,2 metres above ground level.	
4.2.1.2.2	Measurements		
4.2.1.2.2.1	Side		
	- first measurement : (dB(A))	84.9	
	- second measurement : (dB(A))	85.5	
	- third measurement : (dB(A))	85.3	
4.2.1.2.3	Test results		
4.2.1.2.3.1	Max sound level recorded : (dB(A))	85.5	

Job number: A0001688	Type: RN	Date of issue: 31/03/2025
Internal procedure applied PTA01 and IST37	Manufacturer: Zoomlion Agriculture Machinery Co., Ltd.	Page: 5 of 6

4.2.2 Variant/version RN1304

4.2.2.1	Noise level of tractor in motion		
4.2.2.1.1	Method of measurement		
	- gear:	F-4-H	
	- test speed (3/4 V) : (km/h)	31.3	
	- microphone position:	situated 1,2 metres above ground level at a distance of 7,5 metres from the path of "CC"	
4.2.2.1.2	Measurements		
4.2.2.1.2.1	Side : /	Left	Right
	- first measurement : (dB(A))	83.7	81.6
	- second measurement : (dB(A))	83.9	81.3
	- third measurement : (dB(A))	84.2	82.5
4.2.2.1.3	Test results		
4.2.2.1.3.1	Max sound level recorded : (dB(A))	84.2	
4.2.2.1.4	Max permissible sound level		
	- for Mt ≤ 1,5 t : (dB(A))	85	
	- for Mt > 1,5 t : (dB(A))	89	

4.2.2.2	Noise level of tractor stationary		
4.2.2.2.1	Method of measurement		
	- engine speed : (min ⁻¹)	2200	
	- microphone position:	at a distance of 7 metres from the nearest surface of the vehicle. The microphone is situated 1,2 metres above ground level.	
4.2.2.2.2	Measurements		
4.2.2.2.2.1	Side		
	- first measurement : (dB(A))	85.5	
	- second measurement : (dB(A))	85.7	
	- third measurement : (dB(A))	85.9	
4.2.2.2.3	Test results		
4.2.2.2.3.1	Max sound level recorded : (dB(A))	85.9	

Note: measurement shall be at least 10 dB(A) above the ambient and wind noise;
the difference between two consecutive measurements on the same side shall not exceed 2 dB(A).

5. MEASURING INSTRUMENTS

Instrument	Make	Type	Remarks
Sound level meter	Rion, Japan	NL-52	Calibration expired on 05/06/2025
Sound level calibrator	Rion, Japan	NL-74	Calibration expired on 05/06/2025

6. REMARKS

(report remarks, irregularity, non compliance items)

/

Inspection Report

Regulation (EU) 2018/985 Annex II
no. ZOA-RN-2018_985-II-00

Job number: A0001688	Type: RN	Date of issue: 31/03/2025
Internal procedure applied PTA01 and IST37	Manufacturer: Zoomlion Agriculture Machinery Co., Ltd.	Page: 6 of 6

7. CONCLUSIONS

On the basis of checks carried out and of what stated in the information folder provided by the manufacturer, it is hereby certified that the vehicle(s) referred to in pt. 0.2. meet(s) the requirements of Regulation (EU) 2018/985, Annex II as last amended by Regulation (EU) 2022/518.

31/03/2025
Date of issue

王球光 Ren

Yueguang Ren
Inspector

Fabrizio Comi

Fabrizio Comi
Technical Responsible