



浙江东方基因生物制品股份有限公司  
Zhejiang Orient Gene Biotech Co.,LTD

---

## STATEMENT

We, Zhejiang Orient Gene Biotech Co., Ltd , having a registered office at 3787#, East Yangguang Avenue, Dipu Street Anji 313300, Huzhou, Zhejiang, China assign SRL SANMEDICO having a registered office at A. Corobceanu street 7A, apt. 9, Chişinău MD-2012, Moldova, as non-exclusive authorized representative for Orient Gene Brand product in correspondence with the conditions of directive 98/79/EEC.


We declare that the company mentioned above is authorized to register, notify, renew or modify the registration of medical devices on the territory of the Republic of Moldova.

This Statement letter will be valid from Mar.22th,2024 to Mar.21th, 2025.

Zhejiang Orient Gene Biotech Co.,Ltd

General Manager:

Date:2024/3/22



---

地址：浙江省湖州市安吉县递铺镇阳光大道东段 3787 号  
Add: **3787#, East Yangguang Avenue, Dipu Street Anji 313300, Huzhou, Zhejiang, China**  
电话 Tel:+86-572-5226111 传真 Fax: +86-572-5226222 邮编 P.C.:313300



# Certificate

No. Q5 092305 0001 Rev. 02

**Holder of Certificate:** **Zhejiang Orient Gene Biotech Co., Ltd.**  
3787#, East Yangguang Avenue, Dipu Street Anji  
313300 Huzhou, Zhejiang  
PEOPLE'S REPUBLIC OF CHINA

**Certification Mark:**



**Scope of Certificate:** **Design and Development, Production and Distribution of In Vitro Diagnostic Reagent and Instrument for the Detection of Drugs of Abuse, Fertility, Infectious Diseases, Oncology, Biochemistry, Cardiac Diseases, Allergic Disease based on Rapid Test, PCR and Liquid Biochip Method.**

The Certification Body of TÜV SÜD Product Service GmbH certifies that the company mentioned above has established and is maintaining a quality management system, which meets the requirements of the listed standard(s). All applicable requirements of the testing and certification regulation of TÜV SÜD Group have to be complied with. For details and certificate validity see: [www.tuvsud.com/ps-cert?q=cert:Q5 092305 0001 Rev. 02](http://www.tuvsud.com/ps-cert?q=cert:Q5_092305_0001_Rev.02)

**Report No.:** SH2398804

**Valid from:** 2024-03-17

**Valid until:** 2027-03-16

**Date,** 2024-03-01



Christoph Dicks

Head of Certification/Notified Body





浙江东方基因生物制品股份有限公司  
Zhejiang Orient Gene Biotech Co., LTD



CE-DOC-OG060  
Version 1.0

# EC Declaration of Conformity

In accordance with Directive 98/79/EC

**Legal Manufacturer:** *Zhejiang Orient Gene Biotech Co., Ltd*

**Legal Manufacturer Address:** *3787#, East Yangguang Avenue, Dipu Street,  
Anji 313300, Huzhou, Zhejiang, China*

Declares, that the products  
Product Name and Model(s)

Fecal Occult Blood Rapid Test Strip (Feces)	GEFOB-601b
Fecal Occult Blood Rapid Test Cassette (Feces)	GEFOB-602b

**Classification:** *Other*  
**Conformity assessment route:** *Annex III (EC DECLARATION OF CONFORMITY)*

We, the Manufacturer, herewith declare with sole responsibility that our product/s mentioned above meet/s the provisions of the Directive 98/79/EC of the European Parliament and of the Council on In-Vitro Diagnostic Medical Devices.

We hereby explicitly appoint

**EC Representative's Name:** *Shanghai International Holding Corp. GmbH (Europe)*

**EC Representative's Address:** *Eiffestrasse 80, 20537 Hamburg, Germany*

to act as our European Authorized Representative as defined in the aforementioned Directive.

I, the undersigned, hereby declare that the medical devices specified above conform with the directive 98/79/EC on in vitro diagnostic medical devices and pertinent essential requirements

Date Signed: November 28, 2017

Name of authorized signatory: *Joyce Pang*  
Position held in the company: *Vice-President*

# Fecal Occult Blood Rapid Test Cassette (Feces)



## INTENDED USE

Fecal Occult Blood Rapid Test Cassette (Feces) is a rapid chromatographic immunoassay for the qualitative detection of human occult blood in feces by professional laboratories or physician's offices. It is useful to detect bleeding caused by a number of gastrointestinal disorders, e.g., diverticulitis, colitis, polyps, and colorectal cancer.

Fecal Occult Blood Rapid Test Cassette (Feces) is recommended for use in 1) routine physical examinations, 2) hospital monitoring for bleeding in patients, and 3) screening for colorectal cancer or gastrointestinal bleeding from any source.

## INTRODUCTION

Most of diseases can cause hidden blood in the stool. In the early stages, gastrointestinal problems such as colon cancer, ulcers, polyps, colitis, diverticulitis, and fissures may not show any visible symptoms, only occult blood. Traditional guaiac-based method lacks sensitivity and specificity, and has diet-restriction prior to the testing.

Fecal Occult Blood Rapid Test Cassette (Feces) is a rapid test to qualitatively detect low levels of fecal occult blood in feces. The test uses double antibody-sandwich assay to selectively detect as low as 50 ng/mL of hemoglobin or 6 µg hemoglobin/g feces. In addition, unlike the guaiac assays, the accuracy of the test is not affected by the diet of the patients.

## PRINCIPLE

Fecal Occult Blood Rapid Test Cassette (Feces) is a lateral flow chromatographic immunoassay based on the principle of the double antibody-sandwich technique. The membrane is pre-coated with anti-hemoglobin antibodies on the test line region of the device. During testing, the specimen reacts with the colloidal gold coated with anti-hemoglobin antibodies. The mixture migrates upward on the membrane chromatographically by capillary action to react with anti-hemoglobin antibodies on the membrane and generate a colored line. The presence of this colored line in the test region indicates a positive result, while its absence indicates a negative result. To serve as a procedural control, a colored line will always appear in the control line region indicating that proper volume of specimen has been added and membrane wicking has occurred.

## MATERIALS PROVIDED

- 20 Test cassettes
- 20 Specimen collection tubes with buffer
- 1 Package insert

## MATERIALS REQUIRED BUT NOT PROVIDED

1. Specimen collection containers
2. Clock or timer

## STORAGE AND STABILITY

All reagents are ready to use as supplied. Store unused test device unopened at 2°C-30°C. If stored at 2°C-8°C, ensure that the test device is brought to room temperature before opening. The test is not stable out of the expiration date printed on the sealed pouch. Do not freeze the kit or expose the kit over 30°C.

## PRECAUTIONS

1. For professional *in vitro* diagnostic use only.
2. This package insert must be read completely before performing the test. Failure to follow the insert gives inaccurate test results.
3. Do not use it if the tube/pouch is damaged or broken.
4. Test is for single use only. Do not re-use under any circumstances.
5. **Do not use specimen with visible blood for the testing.**
6. Handle all specimens as if they contain infectious agents. Observe established standard procedure for proper disposal of specimens.
7. Specimen extraction buffer contains Sodium Azide (0.1%). Avoid contact with skin or eyes. Do not ingest.
8. Wear protective clothing such as laboratory coats, disposable gloves and eye protection when specimens are assayed.
9. Humidity and temperature can adversely affect results.
10. Do not perform the test in a room with strong air flow, ie. electric fan or strong airconditioning.

## PATIENT PREPARATION

1. A specimen should not be collected from a patient with following conditions that may interfere with the test results:

- Menstrual bleeding
  - Bleeding hemorrhoids
  - Constipating bleeding
  - Urinary bleeding.
2. Dietary restrictions are not necessary.
  3. Alcohol and certain medications such as aspirin, indomethacin, phenylbutazone, reserpine, cortocosteroids, and nonsteroidal anti-inflammatory drugs may cause gastrointestinal irritation and subsequent bleeding, thus gives positive reactions. On the advice of the physician, such substances should be discontinued at least 48 hours prior to testing.

## SPECIMEN COLLECTION AND PREPARATION

Consider any materials of human origin as infectious and handle them using standard biosafety procedures.

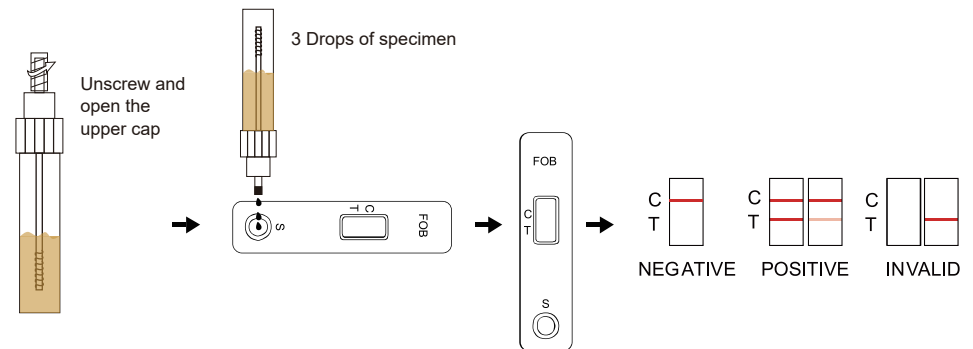
1. Collect a random sample of feces in a clean, dry receptacle.
2. Unscrew the top of the collection tube and remove the applicator stick.
3. Randomly pierce the fecal specimen in at least five (5) different sites.
4. Remove excess sample off the shaft and outer grooves. Be sure sample remains on inside grooves.
5. Replace the stick in the tube and tighten securely.
6. Shake the specimen collection bottle so that there is proper homogenisation of feces in buffer solution.

**Note:** Specimens prepared in the specimen collection tube may be stored at room temperature (15-30°C) for 3 days maximum, at 2-8°C for 7 days maximum or at -20°C for 3 months maximum if not tested within 1 hour after preparation.

## TEST PROCEDURE

**Allow the test cassette, specimen, and/or controls to reach room temperature (15-30°C) prior to testing.**

1. Remove the test cassette from the foil pouch and use it as soon as possible. Best results will be obtained if the assay is performed within one hour.
2. Place the test cassette on a clean, flat surface.
3. Shake the specimen collection tube several times.
4. Hold the specimen collection tube upright and then unscrew and open the upper cap.
5. Squeeze 3 drops (~90 µL) of the sample solution in the sample well of the cassette and start the timer.
6. Wait for the colored line(s) to appear. Read results in 5 minutes. Do not interpret the result after 5 minutes.



## INTERPRETATION OF RESULTS

(Please refer to the illustration above)

**Positive:** Two lines appear. One colored line should be in the control line region (C) and another apparent colored line should be in the test line region (T).

**Negative:** One colored line appears in the control line region (C). No line appears in the test line region (T).

**Invalid:** Control line fails to appear. The test should be repeated using a new cassette. If the problem persists, discontinue using the test kit immediately and contact your local distributor.

**NOTE:**

1. The intensity of color in the test region (T) may vary depending on the concentration of analytes present in the specimen. Therefore, any shade of color in the test region should be considered positive. Note that this is a qualitative test only, and

# Fecal Occult Blood Rapid Test Cassette (Feces)

cannot determine the concentration of analytes in the specimen.

2. Insufficient specimen volume, incorrect operating procedure or expired tests are the most likely reasons for control band failure.

## QUALITY CONTROL

An internal procedural control is included in the test. A colored line appearing in the control line region (C) is an internal procedural control. It confirms sufficient specimen volume, adequate membrane wicking and correct procedural technique. Control standards are not supplied with this kit; however it is recommended that positive and negative controls be tested as a good laboratory practice to confirm the test procedure and to verify proper test performance.

## LIMITATIONS

1. This test kit is to be used for the qualitative detection of human hemoglobin in fecal samples. A positive result suggests the presence of human hemoglobin in fecal samples. In addition to intestinal bleeding the presence of blood in stools may have other causes such as hemorrhoids, blood in urine etc.
2. Not all colorectal bleedings are due to precancerous or cancerous polyps. The information obtained by this test should be used in conjunction with other clinical findings and testing methods, such as colonoscopy gathered by the physician.
3. Negative results do not exclude bleeding since some polyps and colorectal region cancers can bleed intermittently or not at all. Additionally, blood may not be uniformly distributed in fecal samples. Colorectal polyps at an early stage may not bleed.
4. Urine and excessive dilution of sample with water from toilet bowl may cause erroneous test results. The use of a receptacle is recommended.
5. Feces specimens should not collect during the menstrual period and not three day before or afterwards, at bleeding due to constipation, bleeding haemorrhoids, or at taking rectally administered medication. It could cause false positive results.
6. This test may be less sensitive for detecting upper g.i. Bleeding because blood degrades as it passes through the g.i. Track.
7. The Fecal Occult Blood Rapid Test Cassette (Feces) is to aid in diagnosis and is not intended to replace other diagnostic procedures such as G.I. fibroscope, endoscopy, colonoscopy, or X-ray analysis. Test results should not be deemed conclusive with respect to the presence or absence of gastrointestinal bleeding or pathology. A positive result should be followed up with additional diagnostic procedures to determine the exact cause and source for the occult blood in the feces.

## PERFORMANCE CHARACTERISTICS

### 1. Sensitivity: 99.6%

Fecal Occult Blood Rapid Test Cassette (Feces) can detect the levels of human occult blood as low as 50 ng/mL hemoglobin or 6 µg hemoglobin/g feces.

### 2. Prozone Effect:

It is observed that this FOB test can detect 2 mg/mL hemoglobin.

### 3. Specificity: 99.9%










Fecal Occult Blood Rapid Test Cassette (Feces) is specific to human hemoglobin. Specimen containing the following substances at the standard concentration was tested on both positive and negative controls and showed no effects on test results at standard concentration.


Substances	Concentrations (Diluted with the extraction buffer)
Beef hemoglobin	2 mg/mL
Chicken hemoglobin	0.5 mg/mL
Pig hemoglobin	0.5 mg/mL
Goat hemoglobin	0.5 mg/mL
Horse hemoglobin	20 mg/mL
Rabbit hemoglobin	0.06 mg/mL


## REFERENCES

1. Simon J.B. Occult Blood Screening for Colorectal Carcinoma: A Critical Review, Gastroenterology, Vol. 1985;88:820.
2. Blebae J. and Napherson RA. False-Positive Guaiac Testing With Iodine, Arch Pathol Lab Med, 1985;109:437-40.

## INDEX OF SYMBOLS

	Consult instructions for use		Tests per kit		Authorized Representative
	For <i>in vitro</i> diagnostic use only		Use by		Do not reuse
	Store between 2~30°C		Lot Number		Catalog#

 Zhejiang Orient Gene Biotech Co., Ltd  
Address: 3787#, East Yangguang Avenue, Dipu Street,  
Anji 313300, Huzhou, Zhejiang, China  
Tel: +86-572-5226111 Fax: +86-572-5226222  
Website: www.orientgene.com

 Shanghai International Holding Corp. GmbH (Europe)  
Add: Eiffestrasse 80, 20537 Hamburg, Germany

 GEFOB-602b