

ENVIRONMENTAL PRODUCT DECLARATION

as per ISO 14025 and EN 15804+A1

Owner of the Declaration	Rockfon (part of ROCKWOOL Group)
Programme holder	Institut Bauen und Umwelt e.V. (IBU)
Publisher	Institut Bauen und Umwelt e.V. (IBU)
Declaration number	EPD-RWI-20200018-CBD6-EN
Issue date	26.08.2022
Valid to	09.03.2025

Rockfon Ceiling Tiles, Baffles, Islands and Wall Applications
Rockfon (part of ROCKWOOL Group)

www.ibu-epd.com | <https://epd-online.com>



General Information

Rockfon (part of ROCKWOOL Group)

Programme holder

IBU – Institut Bauen und Umwelt e.V.
Hegelplatz 1
10117 Berlin
Germany

Declaration number

EPD-RWI-20200018-CBD6-EN

This declaration is based on the product category rules:

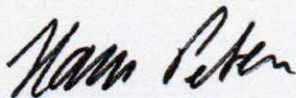
Mineral panels, 11.2017
(PCR checked and approved by the SVR)

Issue date


26.08.2022

Valid to

09.03.2025



Dipl. Ing. Hans Peters
(chairman of Institut Bauen und Umwelt e.V.)



Dr. Alexander Röder
(Managing Director Institut Bauen und Umwelt e.V.)

Rockfon Ceiling tiles

Owner of the declaration

Rockfon (part of ROCKWOOL Group)
Hovedgaden 501D
2640, Hedehusene, Denmark

Declared product / declared unit

1 m² of installed ceiling tile.

Scope:

The span of products covered under this declaration is synthetic resin-bonded stone wool materials, which are produced in the form of tiles in the density range from 70 up to 175kg/m³. The products are supplied in thicknesses of 12 up to 160 mm. The declared product in this declaration is Rockfon Arctic with a density of 100kg/m³ and a thickness of 15mm. For the rest of the products scaling factors are provided. For the facing and coating materials, information can be found in the attached Annex.

The products included in this EPD are manufactured in Roermond (Netherlands), Cigacice (Poland), Saint Eloy (France), Vyborg (Russia) and Marshall County, Mississippi (USA). The EPD is based on weighted LCA inventory data from the 5 plants.

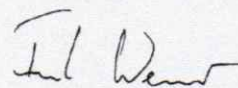
The owner of the declaration shall be liable for the underlying information and evidence; the IBU shall not be liable with respect to manufacturer information, life cycle assessment data and evidences.

The EPD was created according to the specifications of EN 15804+A1. In the following, the standard will be simplified as EN 15804.

Verification

The standard EN 15804 serves as the core PCR
Independent verification of the declaration and data
according to ISO 14025:2011

internally externally



Dr. Frank Werner
(Independent verifier)

Product

Product description/Product definition

Rockfon stone wool acoustic tiles are traditionally made from volcanic rock (typically basalt or dolomite), an increasing proportion of recycled material, and a low percentage of binder (in Rockfon acoustic tiles this is around 3-4%). The essential component of Rockfon tiles are stone wool fibres, which are monofilament synthetic mineral fibres of non-crystalline structure extracted from a silicate melt. The products described in this EPD are produced in the form of tiles in the density range from 70 up to 175 kg/m³. The products are supplied in thicknesses of 12 up to 160 mm. The acoustic tiles can have a glass fibre fleece facing and can be coated with water-based dispersion paint. Details for the environmental impacts of this type of facing can be found on the first page of the annex. The

additional facing of aluminium laminate may be applicable for some products. The environmental impacts of aluminium laminate are presented on the second page of the annex. Product-specific environmental impacts are compiled by applying the relevant scaling factor (listed in the table below) in the Product Specific Scaling formula.

Product Specific Scaling Formula:

Environmental Impact per m² product X-with facing =
Environmental Impact reference product*scaling
factor+Environmental Impact facing material.

Please note that the scaling factors give the precise amount of material needed to produce the other product types.

Product Name	Scaling Factor	Product Name	Scaling Factor	Product Name	Scaling Factor	Product Name	Scaling Factor
Artic (15mm) - Reference Product	1,0	Cosmos Grey/White (50 mm)	3,3	Koral 100 mm	4,7	Rockfon Metal dB 46	5,0
Acoustimass	4,3	Cosmos Grey (60 mm)	4,0	Koral E (15 mm)	1,2	Rockindus (30 mm)	1,4
Alaska (20 mm)	2,0	Cosmos Grey (80 mm)	5,3	Koral E (40 mm) and E1 30	3,2	Rockindus (50 mm)	2,3
Alaska (22 mm)	2,2	Cosmos Grey (100 mm)	6,7	Koral Flectoline	1,2	Rockindus dB 40	3,0
Alaska dB 35	2,0	Eclipse (incl. Wall)	4,0	Koral Tenor (15 mm)	0,9	Rockindus dB 42	4,0
Artic (20 mm)	1,3	Eclipse Customized (incl. Wall)	4,0	Koral Tenor (25 mm)	1,2	Rocklux	2,2
Artic (40 mm)	2,7	Ekla (90 kg/m ³)	1,2	Koral wall	1,9	Rockshed (50 mm)	2,2
Blanka A (20 mm)	1,2	Ekla (120 kg/m ³)	1,6	Krios A (20 mm)	1,1	Rockshed (75 mm)	3,3
Blanka A (25 mm)	1,5	Ekla Bas	1,3	Krios A (25 mm)	1,3	Royal A (≤20 mm)	1,1
Blanka Activity	4,0	Ekla dB 41	3,5	Krios Bas	1,1	Royal A (25 mm)	1,3
Blanka B/C/D/E/G/M/X (25 mm)	2,5	Ekla dB 43	4,4	Krios D (20 mm)	2,0	Royal E (15 mm)	1,2
Blanka B/C/D/E/G/M/Z (20 mm)	2,0	Ekla Th 40	1,7	Krios D (25 mm)	2,5	Royal E (20 mm)	1,6
Blanka Bas	2,0	Ekla Th 80	3,3	Krios E (20 mm)	1,6	Royal Hygiene (20 mm)	1,1
Blanka dB 35	2,0	Facett (20 mm)	1,2	Krios O2	1,3	Royal Hygiene (40 mm)	1,9
Blanka dB 41	3,5	Facett (40 mm)	2,4	Krios X (22 mm)	2,2	Samson (incl. Wall)	2,4
Blanka dB 43	4,4	Facett (50 mm)	3,0	Krios X (25 mm)	2,5	Scholar (20 mm)	1,2
Blanka dB 46	5,0	Facett (60 mm)	3,6	Ligna	1,1	Scholar (incl. Wall) (40 mm)	2,4
Blanka X (22 mm)	2,2	Facett (80 mm)	4,8	Lithos new	1,2	Soft New	0,9
Boxer (≤ 25 mm)	1,3	Facett (100 mm)	6,0	Logic	0,8	Sonar A/B/C/D/E/G/M/Z (20 mm)	2,0
Boxer (40 mm CIG)	2,4	Facett (120 mm)	7,2	MediCare Plus X	2,2	Sonar A/D/E/G/M/X (25 mm)	2,5
Boxer (40 mm ROE & SEL)	1,9	Facett (140 mm)	8,4	MediCare Royal A (20 mm)	1,1	Sonar Activity	4,0
Boxer Wall	2,4	Facett (160 mm)	9,6	MediCare Air	1,5	Sonar Bas	2,0
Cinema Black	1,2	Fibra (20 mm)	1,1	MediCare Block	1,3	Sonar Cut-to	2,5
Color-all (≤ 20 mm)	1,2	Fibra (25 mm)	1,3	MediCare Plus A (20 mm)	1,2	Sonar dB 35	2,0
Color-all (25 mm)	1,3	Fibra Multiflex Baffle	2,3	MediCare Plus A (25 mm)	1,5	Sonar dB 40	3,0
Color-all A (40 mm)	1,9	Fusion Blanka/Sonar	2,0	MediCare Plus E (20 mm)	1,6	Sonar dB 41	3,5
Color-all B (40 mm)	4,0	Humitec Baffle	2,3	MediCare Royal E (20 mm)	1,6	Sonar dB 42/43	4,4
Color-all D/E	2,0	Hydroclean 12/52	1,1	MediCare Standard (12 mm)	0,8	Sonar dB 44/46	5,0
Color-All Wall	1,9	Hygienic (20 mm)	1,2	MediCare Standard A (15 mm)	0,9	Sonar X (22 mm)	2,2
Color-all X	2,2	Hygienic (40 mm)	1,9	MediCare Standard E (15 mm)	1,2	Soundstop 21 dB	3,0
Contour	4,0	Hygienic Baffle	2,3	Mono Acoustic Elegant/Ready-Mix (incl. Direct and Flecto)	3,6	Soundstop 30 dB	4,4
Cosmos Grey/White (40 mm)	2,7	Hygienic Plus (20 mm)	1,2	Opal Multiflex Baffle	2,3	Soundstop 33 dB	4,8
Rockfon CleanSpace- Block	1,3	Hygienic Plus (40 mm)	1,9	Pacific	1,0	Swing	1,6
Rockfon CleanSpace- Essential (32 mm)	0,8	Industrial Baffle	2,3	Pagos Galaxie/Oris	1,1	Tabique Plenum	3,7
Rockfon CleanSpace- Essential (20 mm)	1,1	Industrial Black/Nature/Opal (30 mm)	1,4	Pallas	1,1	Tropic A (15 mm)	0,9
Rockfon CleanSpace- Essential (25 mm)	1,3	Industrial Black/Nature/Opal (50 mm)	2,3	Pallas HP	1,3	Tropic A (20 mm)	1,4
Rockfon CleanSpace- Pro A (20 mm)	1,2	Industrial Black/Nature/Opal (80 mm)	3,7	Plafolaine Feu	2,0	Tropic A (40 mm)	1,9
Rockfon CleanSpace- Pro A (40 mm)	1,9	Industrial Black/Nature/Opal (100 mm)	4,7	Plafolaine Feu	3,6	Tropic dB 42	4,4
Rockfon CleanSpace- Pro E (20 mm)	1,6	Industriebatts (25 mm)	1,2	Rockbaffle Deco	1,7	Tropic E (15 mm)	1,2
Rockfon CleanSpace- Pure A (20 mm)	1,2	Industriebatts (50 mm)	2,3	Rockfon Lamella Sound Absorbing Panel	4,0	Tropic E (20 mm)	1,6
Rockfon CleanSpace- Pure A (40 mm)	2,4	Koral A (15 mm)	0,9	Rockfon Metal	0,9	Universal Baffle	2,3
Rockfon CleanSpace- Pure E (20 mm)	1,6	Koral A (20 mm)	1,2	Rockfon Metal dB 41	3,0	VertiQ	3,2
Rockfon CleanSpace- Pure X (22 mm)	2,2	Koral A (40 mm)	1,9	Rockfon Metal dB 44	4,0	VertiQ Metal	1,7

For the placing on the market of the product in the European Union/European Free Trade Association (EU/EFTA) (with the exception of Switzerland) Regulation (EU) No. 305/2011 (CPR) applies. The product needs a declaration of performance taking into consideration EN 13964:2014 or EN 13162+A1:2015 and the CE-marking.

For the application and use the respective national provisions apply. They meet the requirements of the regulation (EU) Nr. 1272/2008/EU.

Application

Rockfon products include acoustic ceiling tiles, baffles, islands and wall applications. They are available with different coatings and facings in a variety of shapes, thicknesses, and densities and positively contribute to a healthy indoor environment.

Technical Data

The technical specifications listed below cover the range of all the products declared in this EPD. For information regarding specific products please visit <https://www.rockfon.co.uk> and access the provided Declarations of Performance (DoP).

Constructional data (acc. to EN 13964)

Name	Value	Unit
Gross density	70 - 175	kg/m ³
Reaction to Fire acc. to EN 13964	A1	
Sound absorption coefficient (α _w) acc. to EN 13964	up to 1.00	
Susceptibility to the growth of harmful micro-organisms, as dampness acc. to EN 13964	A - not susceptible	
Thermal conductivity acc. to EN 13964	0.04	W/(mK)



- Transporting the raw materials and preliminary materials to ROCKWOOL production facilities;
- Production process in the ROCKWOOL production facilities including energy inputs and emissions;
- Electricity consumption;
- Waste processing up to the end-of-waste state or disposal of waste residues, during the production stage;
- Production of packaging material;
- Manufacturing of products and co-product.

The environmental impact of co-products coming for example from the steel and electricity plants (e.g. slags, alumina and ashes entering the system as inputs to the manufacturing) is accounted for and economic allocation is applied.

Recycled stone wool comes free of environmental burden, as it enters the product system as waste. Its transport to the factory is accounted for. Modules A1, A2 and A3 are declared as an aggregated module A1-A3.

In two of the factories (Cigacice in Poland and Roermond in the Netherlands) we obtain Renewable Energy Certificates for the complete electricity consumption. For that purpose the electricity in those factories is modelled as renewable electricity.

Construction/Installation

The Construction Stage A4-A5 includes:

- A4 transport to the building site
- A5 installation to the building

The transport in A4 is modelled based on the amount of tiles that fit in a truck that can hold 44 pallets. The values are based on annual average delivery data. In A5 the default installation is assumed to be manual, therefore no energy consumption or ancillary equipment is needed.

The product waste from installation is assumed to be 7% and according to the modularity principle of EN 15804, its impacts are fully allocated to A5. The 7% assumption is used based on the "common scenarios for LCA" internal document from EURIMA (European Insulation Manufacturers Association) but can, in reality, be significantly lower.

The A5 stage, according to EN 15804 includes also waste processing up to the end-of-waste state or disposal of final residues during the construction

process stage and impacts and aspects related to product losses during installation. Finally, the A5 module includes also the corresponding end-of-life considerations for packaging. The assumption for installation waste for this calculation is that it is 100% landfilled but it often also is 100% closed-loop recycled through the Rockfon recycling service offering.

Building Use

The use-stage B1-B7, related to the building fabric includes:

- B1 use or application of the installed product - not part of this EPD;
- B2 maintenance;
- B3 repair;
- B4 replacement;
- B5 refurbishment;
- B6 – Operational energy use;
- B7 – Operational water use;

Rockfon stone wool ceiling tiles are installed permanently in the structure and do not require maintenance, repair, replacement or refurbishment under normal use conditions. Similarly, Rockfon has no operational energy or water use.

End of Life

The End-of-life stage C1-C4 includes:

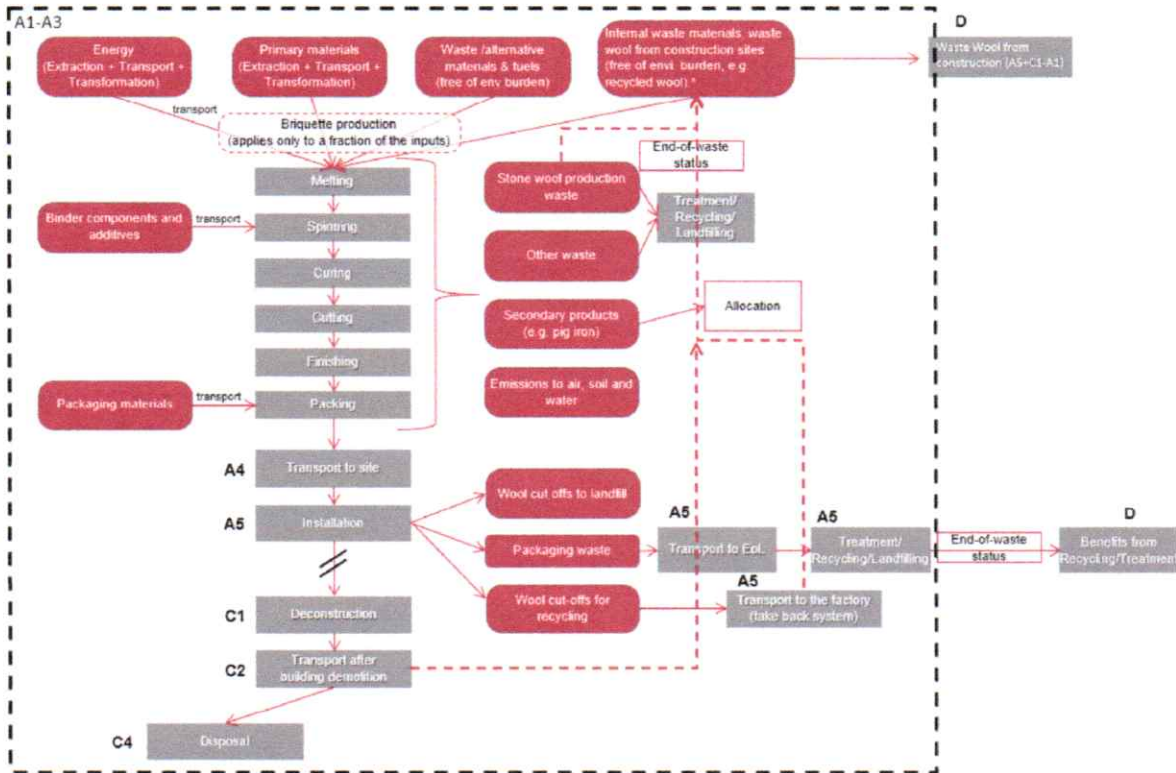
- C1 de-construction, demolition;
- C2 transport to waste processing;
- C3 waste processing for reuse, recovery and/or recycling;
- C4 disposal.

These stages also include the provision and all transport, provision of all materials, products and related energy and water use. Manual deconstruction is assumed for C1 and no impacts are assigned. The benefits from disposal (heat or electricity recovery) are assigned to module D.

Module D includes reuse, recovery and/or recycling potentials expressed as net loads and benefits. Here the loads from the packaging disposal in A5 and from electricity generation on landfill are considered.

The product system with the system boundaries is presented in the graph below:





Comparability

Basically, a comparison or an evaluation of EPD data is only possible if all the data sets to be compared were created according to *EN 15804* and the building context, respectively the product-specific characteristics of performance, are taken into account.

The used background datasets and database version have to be mentioned since they can have an influence on the final results. The used software for the development of the declaration was *GaBi, version 8.0.1.257 by thinkstep*

LCA: Scenarios and additional technical information

The following technical information for the declared modules can be used for scenario development in a building context.

Transport to the building site (A4)

Name	Value	Unit
Litres of fuel	38	l/100km
Transport distance	646	km
Capacity utilisation (including empty runs)	85	%
Gross density of products transported	100	kg/m ³

Installation into the building (A5)

Name	Value	Unit
Electricity consumption	0	kWh
Material loss	7	%

Reference service life

Name	Value	Unit
Life Span (according to BBSR)	> 50	a

End of life (C1-C4)

Name	Value	Unit
Landfilling	15	kg
Transport to landfill	50	km
Utilization rate	50	%

Reuse, recovery and/or recycling potentials (D), relevant scenario information

Any declared benefits and loads from net flows leaving the product system that have not been allocated as co-products and that have passed the end-of-waste state are included in module D. Such declared benefits can occur in stages A5 and C4. The generated energy, such as heat and electricity from waste incineration of packaging is assigned to module D. The benefits are calculated using current average substitution processes. The heat is credited for with heat from natural gas. The electricity is credited for with the specific country's electricity mix. This is also applied for materials that are landfilled as the benefits from electricity production from landfill gas recovery are included in module D.

LCA: Results

DESCRIPTION OF THE SYSTEM BOUNDARY (X = INCLUDED IN LCA; MND = MODULE NOT DECLARED; MNR = MODULE NOT RELEVANT)

PRODUCT STAGE		CONSTRUCTION PROCESS STAGE			USE STAGE							END OF LIFE STAGE				BENEFITS AND LOADS BEYOND THE SYSTEM BOUNDARIES
Raw material supply	Transport	Manufacturing	Transport from the gate to the site	Assembly	Use	Maintenance	Repair	Replacement	Refurbishment	Operational energy use	Operational water use	De-construction demolition	Transport	Waste processing	Disposal	Reuse-Recovery-Recycling-potential
A1	A2	A3	A4	A5	B1	B2	B3	B4	B5	B6	B7	C1	C2	C3	C4	D
X	X	X	X	X	MND	X	MNR	MNR	MNR	X	X	X	X	X	X	X

RESULTS OF THE LCA - ENVIRONMENTAL IMPACT according to EN 15804+A1: 1 m² of Rockfon ceiling tile

Parameter	Unit	A1-A3	A4	A5	B2	B6	B7	C1	C2	C3	C4	D
GWP	[kg CO ₂ -Eq.]	1.32E+0	2.21E-1	2.58E-1	0.00E+0	0.00E+0	0.00E+0	0.00E+0	4.79E-3	0.00E+0	2.16E-2	-6.97E-2
ODP	[kg CFC11-Eq.]	2.65E-9	3.66E-17	3.94E-10	0.00E+0	0.00E+0	0.00E+0	0.00E+0	7.93E-19	0.00E+0	1.26E-16	-1.34E-14
AP	[kg SO ₂ -Eq.]	7.60E-3	1.87E-4	5.81E-4	0.00E+0	0.00E+0	0.00E+0	0.00E+0	4.38E-6	0.00E+0	1.30E-4	-1.85E-4
EP	[kg (PO ₄) ³⁻ -Eq.]	1.17E-3	4.13E-5	1.02E-4	0.00E+0	0.00E+0	0.00E+0	0.00E+0	9.89E-7	0.00E+0	1.47E-5	-1.80E-5
POCP	[kg ethene-Eq.]	5.45E-4	7.02E-7	4.50E-5	0.00E+0	0.00E+0	0.00E+0	0.00E+0	-1.26E-7	0.00E+0	9.96E-6	-1.79E-5
ADPE	[kg Sb-Eq.]	5.26E-7	1.71E-8	3.55E-8	0.00E+0	0.00E+0	0.00E+0	0.00E+0	3.70E-10	0.00E+0	7.96E-9	-2.12E-8
ADPF	[MJ]	1.56E+1	3.01E+0	1.40E+0	0.00E+0	0.00E+0	0.00E+0	0.00E+0	6.51E-2	0.00E+0	3.03E-1	-1.42E+0

Caption: GWP = Global warming potential; ODP = Depletion potential of the stratospheric ozone layer; AP = Acidification potential of land and water; EP = Eutrophication potential; POCP = Formation potential of tropospheric ozone photochemical oxidants; ADPE = Abiotic depletion potential for non-fossil resources; ADPF = Abiotic depletion potential for fossil resources

RESULTS OF THE LCA - INDICATORS TO DESCRIBE RESOURCE USE according to EN 15804+A1: 1 m² of Rockfon ceiling tile

Parameter	Unit	A1-A3	A4	A5	B2	B6	B7	C1	C2	C3	C4	D
PERE	[MJ]	3.40E+0	1.75E-1	2.05E+0	0.00E+0	0.00E+0	0.00E+0	0.00E+0	3.79E-3	0.00E+0	3.97E-2	-2.06E-1
PERM	[MJ]	2.20E+0	0.00E+0	1.63E+0	0.00E+0	0.00E+0	0.00E+0	0.00E+0	0.00E+0	0.00E+0	0.00E+0	0.00E+0
PERT	[MJ]	5.60E+0	1.75E-1	4.22E-1	0.00E+0	0.00E+0	0.00E+0	0.00E+0	3.79E-3	0.00E+0	3.97E-2	-2.06E-1
PENRE	[MJ]	1.53E+0	3.02E+0	1.58E+0	0.00E+0	0.00E+0	0.00E+0	0.00E+0	6.53E-2	0.00E+0	3.14E-1	-1.53E+0
PENRM	[MJ]	2.27E+0	0.00E+0	-2.27E-2	0.00E+0	0.00E+0	0.00E+0	0.00E+0	0.00E+0	0.00E+0	0.00E+0	0.00E+0
PENRT	[MJ]	1.76E+0	3.02E+0	1.56E+0	0.00E+0	0.00E+0	0.00E+0	0.00E+0	6.53E-2	0.00E+0	3.14E-1	-1.53E+0
SM	[kg]	0.00E+0	0.00E+0	0.00E+0	0.00E+0	0.00E+0	0.00E+0	0.00E+0	0.00E+0	0.00E+0	0.00E+0	0.00E+0
RSF	[MJ]	0.00E+0	0.00E+0	0.00E+0	0.00E+0	0.00E+0	0.00E+0	0.00E+0	0.00E+0	0.00E+0	0.00E+0	0.00E+0
NRSF	[MJ]	0.00E+0	0.00E+0	0.00E+0	0.00E+0	0.00E+0	0.00E+0	0.00E+0	0.00E+0	0.00E+0	0.00E+0	0.00E+0
FW	[m ³]	6.19E-3	2.96E-4	8.11E-4	0.00E+0	0.00E+0	0.00E+0	0.00E+0	6.40E-6	0.00E+0	7.90E-5	-4.23E-4

Caption: PERE = Use of renewable primary energy excluding renewable primary energy resources used as raw materials; PERM = Use of renewable primary energy resources used as raw materials; PERT = Total use of renewable primary energy resources; PENRE = Use of non-renewable primary energy excluding non-renewable primary energy resources used as raw materials; PENRM = Use of non-renewable primary energy resources used as raw materials; PENRT = Total use of non-renewable primary energy resources; SM = Use of secondary material; RSF = Use of renewable secondary fuels; NRSF = Use of non-renewable secondary fuels; FW = Use of net fresh water

RESULTS OF THE LCA - WASTE CATEGORIES AND OUTPUT FLOWS according to EN 15804+A1: 1 m² of Rockfon ceiling tile


Parameter	Unit	A1-A3	A4	A5	B2	B6	B7	C1	C2	C3	C4	D
HWD	[kg]	3.59E-7	1.68E-7	3.77E-8	0.00E+0	0.00E+0	0.00E+0	0.00E+0	3.65E-9	0.00E+0	5.35E-9	-1.70E-9
NHWD	[kg]	1.20E-1	2.45E-4	1.17E-1	0.00E+0	0.00E+0	0.00E+0	0.00E+0	5.31E-6	0.00E+0	1.46E+0	-8.99E-4
RWD	[kg]	7.41E-4	4.09E-6	5.91E-5	0.00E+0	0.00E+0	0.00E+0	0.00E+0	8.86E-8	0.00E+0	4.21E-6	-2.70E-5
CRU	[kg]	0.00E+0	0.00E+0	0.00E+0	0.00E+0	0.00E+0	0.00E+0	0.00E+0	0.00E+0	0.00E+0	0.00E+0	0.00E+0
MFR	[kg]	0.00E+0	0.00E+0	3.42E-2	0.00E+0	0.00E+0	0.00E+0	0.00E+0	0.00E+0	4.05E-2	0.00E+0	0.00E+0
MER	[kg]	0.00E+0	0.00E+0	0.00E+0	0.00E+0	0.00E+0	0.00E+0	0.00E+0	0.00E+0	0.00E+0	0.00E+0	0.00E+0
EEE	[MJ]	0.00E+0	0.00E+0	1.53E-1	0.00E+0	0.00E+0	0.00E+0	0.00E+0	0.00E+0	0.00E+0	0.00E+0	0.00E+0
EET	[MJ]	0.00E+0	0.00E+0	4.60E-1	0.00E+0	0.00E+0	0.00E+0	0.00E+0	0.00E+0	0.00E+0	0.00E+0	0.00E+0

Caption: HWD = Hazardous waste disposed; NHWD = Non-hazardous waste disposed; RWD = Radioactive waste disposed; CRU = Components for re-use; MFR = Materials for recycling; MER = Materials for energy recovery; EEE = Exported electrical energy; EET = Exported thermal energy

Disclaimer 1 – for the indicator "Potential Human exposure efficiency relative to U235".

This impact category deals mainly with the eventual impact of low dose ionizing radiation on human health of the nuclear fuel cycle. It does not consider effects due to possible nuclear accidents, occupational exposure nor due to radioactive waste disposal in underground facilities. Potential ionizing radiation from the soil, from radon and from some construction materials is also not measured by this indicator.

Disclaimer 2 – for the indicators "abiotic depletion potential for non-fossil resources", "abiotic depletion potential for fossil resources", "water (user) deprivation potential, deprivation-weighted water consumption", "potential



comparative toxic unit for ecosystems", "potential comparative toxic unit for humans – cancerogenic", "Potential comparative toxic unit for humans - not cancerogenic", "potential soil quality index".
The results of this environmental impact indicator shall be used with care as the uncertainties on these results are high or as there is limited experienced with the indicator.

References

BBSR

BBSR table "Service lives of components for life cycle assessment according to BNB", available via <http://www.nachhaltigesbauen.de/baustoff-und-gebaeuedaten/nutzungsdauern-von-bauteilen.html>.

ECHA PR/19/12

The Candidate List of substances of very high concern, available via <https://echa.europa.eu/nl/-/four-news-substances-added-to-the-candidate-list>, accessed October 2019

EN ISO 717-1

EN ISO 717-1:2013, Acoustics — Rating of sound insulation in buildings and of building elements — Part 1: Airborne sound insulation

EN ISO 10848-2

EN ISO 10848-2:2017, Acoustics — Laboratory and field measurement of flanking transmission for airborne, impact and building service equipment sound between adjoining rooms— Part 2: Application to Type B elements when the junction has a small influence

EN 13162

EN 13162:2008, Thermal insulation products for buildings. Factory made mineral wool (MW) products. Specification

EN 13964

EN 13964:2014, Suspended ceilings. Requirements and test methods

EN 16516

EN 16516:2018, Construction products - Assessment of release of dangerous substances - Determination of emissions into indoor air

EUCEB

Website of European Certification Board for mineral wool products: <http://www.euceb.org/> [Accessed: July 2019].

GaBi ts

Leinfelden - Echterdingen GaBi Software - System and

Database for Life cycle Engineering. Thinkstep AG, LBP, University of Stuttgart and PE. Program version 8.0.1.257, database schema 8006 International, 2011.

GaBi-Dokumentation

Thinkstep AG: GaBi 6 life cycle inventory data documentation, 2018.
<http://www.gabisoftware.com/support/gabi/gabi-6-licidocumentation> [Accessed: July 2019].

ISO 15686 1-11

Series of standards for service life planning.

IBU PCR - Part A

Calculation rules for the Life Cycle Assessment and Requirements on the Background Report, version 1.6, Institut Bauen und Umwelt e.V., www.bau-umwelt.com, July 2019.

IBU 2017, PCR, Part B

PCR- Part B: Requirements on the EPD for mineral insulating products, Institut Bauen und Umwelt e.V., www.bau-umwelt.com, December 2018.

Regulation (EC) No 305/2011 CPR

Regulation (EC) No 305/2011 of the European Parliament and of the council of 9 March 2011 laying down harmonised conditions for the marketing of construction products and repealing Council Directive 89/106/EEC. Available at: <https://eurlex.europa.eu/legalcontent/EN/TXT/?uri=celex%3A32011R0305>.

Regulation (EC) No 1272/2008 - REACH

Regulation (EC) No 1272/2008 of the European Parliament and of the council of 16 December 2008 on classification, labeling and packaging of substances and mixtures. Available at: <https://eurlex.europa.eu/legalcontent/EN/TXT/?uri=celex:32008R1272> [Accessed: July 2019].



Annex

For the following facing options, applicable to Rockfon ceiling tiles:

- Glass fibre fleece and dispersion paint (applicable to all Rockfon products in this EPD)
- Aluminium laminate facing

to the

ENVIRONMENTAL PRODUCT DECLARATION

as per /ISO 14025/ and /EN 15804/

Owner of the Declaration	ROCKWOOL International A/S (ROCKWOOL Nordics)
Programme holder	Institut Bauen und Umwelt e.V. (IBU)
Publisher	Institut Bauen und Umwelt e.V. (IBU)
Declaration number	EPD-RWI-20200018-CBD6-EN
Issue date	26/08/2022
Valid to	09/03/2025

Rockfon Ceiling Tiles, Baffles, Islands and Wall Applications
Rockfon (part of ROCKWOOL Group)



www.ibu-epd.com / <https://epd-online.com>



LCA: Results for the facing options

The LCA approach for the facings options follows the general methodology and assumptions from ROCKWOOL International, as these are explained in the background methodology report and have been verified and approved. This Annex is not a stand-alone document and it is used as a supplementary file to the verified EPD for thermal insulation for ROCKWOOL Nordics.

Below the impact assessment results and life cycle indicators are presented, for all the facing options that can be available in a Rockfon ceiling tile. If the provided product has the specific facing, its final impact result is given by adding the result of the product, as calculated above, and the result of the specific facing option. Both results are expressed per m² therefore no additional conversion is needed, the final result is given by the formula:

$$\text{Environmental Impact per m}^2_{\text{product X-with facing}} = \text{Environmental Impact}_{\text{product X without facing}} + \text{Environmental Impact}_{\text{facing material}}$$

The disposal scenario in the end of life is assumed to be landfill for all the options. The first facing option is applicable to all the Rockfon products while the second is optional and applicable only to some.

DESCRIPTION OF THE SYSTEM BOUNDARY (X = INCLUDED IN LCA; MND = MODULE NOT DECLARED)

PRODUCT STAGE			CONSTRUCTION PROCESS STAGE		USE STAGE								END OF LIFE STAGE				BENEFITS AND LOADS BEYOND THE SYSTEM BOUNDARIES
Raw material supply	Transport	Manufacturing	Transport from the gate to the site	Assembly	Use	Maintenance	Repair	Replacement	Refurbishment	Operational energy use	Operational water use	De-construction demolition	Transport	Waste processing	Disposal	Reuse-Recovery-Recycling-potential	
A1	A2	A3	A4	A5	B1	B2	B3	B4	B5	B6	B7	C1	C2	C3	C4	D	
X	X	X	X	X	X	MND	MNR	MNR	MNR	MND	MND	X	X	X	X	X	

RESULTS OF THE LCA - ENVIRONMENTAL IMPACT: 1 m² Glass Fleece and Paint

Parameter	Unit	A1-A3	A4	A5	B1	C1	C2	C3	C4	D
GWP	[kg CO ₂ -Eq.]	8,50E-01	3,50E-02	1,04E-01	0,00E+00	0,00E+00	5,41E-03	0,00E+00	8,20E-03	0,00E+00
ODP	[kg CFC11-Eq.]	0,00E+00	5,80E-18	5,70E-11	0,00E+00	0,00E+00	8,87E-19	0,00E+00	4,70E-17	0,00E+00
AP	[kg SO ₂ -Eq.]	4,00E-03	3,00E-05	2,91E-04	0,00E+00	0,00E+00	4,65E-06	0,00E+00	4,90E-05	0,00E+00
EP	[kg (PO ₄) ³⁻ -Eq.]	3,10E-04	6,50E-06	2,70E-05	0,00E+00	0,00E+00	1,03E-06	0,00E+00	5,60E-06	0,00E+00
POCP	[kg ethene-Eq.]	3,36E-04	1,11E-07	2,51E-05	0,00E+00	0,00E+00	-2,20E-08	0,00E+00	3,74E-06	0,00E+00
ADPE	[kg Sb-Eq.]	1,11E-05	2,71E-09	7,78E-07	0,00E+00	0,00E+00	4,16E-10	0,00E+00	3,04E-09	0,00E+00
ADPF	[MJ]	1,59E+01	4,70E-01	1,18E+00	0,00E+00	0,00E+00	7,29E-02	0,00E+00	1,15E-01	0,00E+00

Caption: GWP = Global warming potential; ODP = Depletion potential of the stratospheric ozone layer; AP = Acidification potential of land and water; EP = Eutrophication potential; POCP = Formation potential of tropospheric ozone photochemical oxidants; ADPE = Abiotic depletion potential for non-fossil resources; ADPF = Abiotic depletion potential for fossil resources

RESULTS OF THE LCA - RESOURCE USE: Glass Fleece and Paint

Parameter	Unit	A1-A3	A4	A5	B1	C1	C2	C3	C4	D
PERE	[MJ]	2,56E+00	2,80E-02	1,86E-01	0,00E+00	0,00E+00	4,26E-03	0,00E+00	1,51E-02	0,00E+00
PERM	[MJ]	0,00E+00	0,00E+00	0,00E+00	0,00E+00	0,00E+00	0,00E+00	0,00E+00	0,00E+00	0,00E+00
PERT	[MJ]	2,56E+00	2,80E-02	1,86E-01	0,00E+00	0,00E+00	4,26E-03	0,00E+00	1,51E-02	0,00E+00
PENRE	[MJ]	1,71E+01	4,70E-01	1,27E+00	0,00E+00	0,00E+00	7,37E-02	0,00E+00	1,18E-01	0,00E+00
PENRM	[MJ]	0,00E+00	0,00E+00	0,00E+00	0,00E+00	0,00E+00	0,00E+00	0,00E+00	0,00E+00	0,00E+00
PENRT	[MJ]	1,71E+01	4,70E-01	1,27E+00	0,00E+00	0,00E+00	7,37E-02	0,00E+00	1,18E-01	0,00E+00
SM	[kg]	0,00E+00	0,00E+00	0,00E+00	0,00E+00	0,00E+00	0,00E+00	0,00E+00	0,00E+00	0,00E+00
RSF	[MJ]	0,00E+00	0,00E+00	0,00E+00	0,00E+00	0,00E+00	0,00E+00	0,00E+00	0,00E+00	0,00E+00
NRSF	[MJ]	0,00E+00	0,00E+00	0,00E+00	0,00E+00	0,00E+00	0,00E+00	0,00E+00	0,00E+00	0,00E+00
FW	[m ³]	4,21E-03	4,70E-05	3,91E-04	0,00E+00	0,00E+00	7,20E-06	0,00E+00	3,00E-05	0,00E+00

Caption: PERE = Use of renewable primary energy excluding renewable primary energy resources used as raw materials; PERM = Use of renewable primary energy resources used as raw materials; PERT = Total use of renewable primary energy resources; PENRE = Use of non-renewable primary energy excluding non-renewable primary energy resources used as raw materials; PENRM = Use of non-renewable primary energy resources used as raw materials; PENRT = Total use of non-renewable primary energy resources; SM = Use of secondary material; RSF = Use of renewable secondary fuels; NRSF = Use of non-renewable secondary fuels; FW = Use of net fresh water

RESULTS OF THE LCA - OUTPUT FLOWS AND WASTE CATEGORIES:

Glass Fleece and Paint

Parameter	Unit	A1-A3	A4	A5	B1	C1	C2	C3	C4	D
HWD	[kg]	2,40E-08	2,65E-08	4,00E-09	0,00E+00	0,00E+00	4,10E-09	0,00E+00	2,02E-09	0,00E+00
NHWD	[kg]	1,85E-01	3,90E-05	5,40E-02	0,00E+00	0,00E+00	5,99E-06	0,00E+00	5,50E-01	0,00E+00
RWD	[kg]	5,07E-04	6,40E-07	3,75E-05	0,00E+00	0,00E+00	9,94E-08	0,00E+00	1,59E-06	0,00E+00
CRU	[kg]	0,00E+00	0,00E+00	0,00E+00	0,00E+00	0,00E+00	0,00E+00	0,00E+00	0,00E+00	0,00E+00
MFR	[kg]	0,00E+00	0,00E+00	9,40E-03	0,00E+00	0,00E+00	0,00E+00	0,00E+00	0,00E+00	0,00E+00
MER	[kg]	0,00E+00	0,00E+00	0,00E+00	0,00E+00	0,00E+00	0,00E+00	0,00E+00	0,00E+00	0,00E+00
EEE	[MJ]	0,00E+00	0,00E+00	4,10E-02	0,00E+00	0,00E+00	0,00E+00	0,00E+00	0,00E+00	0,00E+00
EET	[MJ]	0,00E+00	0,00E+00	1,26E-01	0,00E+00	0,00E+00	0,00E+00	0,00E+00	0,00E+00	0,00E+00

Caption: HWD = Hazardous waste disposed; NHWD = Non-hazardous waste disposed; RWD = Radioactive waste disposed; CRU = Components for re-use; MFR = Materials for recycling; MER = Materials for energy recovery; EEE = Exported electrical energy; EEE = Exported thermal energy



DESCRIPTION OF THE SYSTEM BOUNDARY (X = INCLUDED IN LCA; MND = MODULE NOT DECLARED)

PRODUCT STAGE			CONSTRUCTION PROCESS STAGE		USE STAGE							END OF LIFE STAGE				BENEFITS AND LOADS BEYOND THE SYSTEM BOUNDARIES
Raw material supply	Transport	Manufacturing	Transport from the gate to the site	Assembly	Use	Maintenance	Repair	Replacement	Refurbishment	Operational energy use	Operational water use	De-construction demolition	Transport	Waste processing	Disposal	Reuse-Recovery-Recycling-potential
A1	A2	A3	A4	A5	B1	B2	B3	B4	B5	B6	B7	C1	C2	C3	C4	D
X	X	X	X	X	X	MND	MNR	MNR	MNR	MND	MND	X	X	X	X	X

RESULTS OF THE LCA - ENVIRONMENTAL IMPACT: 1 m² Aluminium Laminate

Parameter	Unit	A1-A3	A4	A5	B1	C1	C2	C3	C4	D
GWP	[kg CO ₂ -Eq.]	4.30E-01	7.00E-03	4.00E-02	0.00E+00	0.00E+00	1.02E-03	0.00E+00	2.50E-03	0.00E+00
ODP	[kg CFC11-Eq.]	0.00E+00	1.20E-18	1.20E-11	0.00E+00	0.00E+00	1.70E-19	0.00E+00	1.40E-17	0.00E+00
AP	[kg SO ₂ -Eq.]	2.20E-03	6.00E-06	1.54E-04	0.00E+00	0.00E+00	8.90E-07	0.00E+00	1.50E-05	0.00E+00
EP	[kg (PO ₄) ³ -Eq.]	1.20E-04	1.30E-06	1.00E-05	0.00E+00	0.00E+00	2.01E-07	0.00E+00	1.70E-06	0.00E+00
POCP	[kg ethene-Eq.]	1.42E-04	2.30E-08	1.03E-05	1.64E-10	0.00E+00	-5.00E-09	0.00E+00	1.14E-06	0.00E+00
ADPE	[kg Sb-Eq.]	9.63E-07	5.10E-10	6.71E-08	0.00E+00	0.00E+00	7.90E-11	0.00E+00	9.20E-10	0.00E+00
ADPF	[MJ]	6.50E+00	1.00E-01	4.60E-01	0.00E+00	0.00E+00	1.39E-02	0.00E+00	3.50E-02	0.00E+00

Caption: GWP = Global warming potential; ODP = Depletion potential of the stratospheric ozone layer; AP = Acidification potential of land and water; EP = Eutrophication potential; POCP = Formation potential of tropospheric ozone photochemical oxidants; ADPE = Abiotic depletion potential for non-fossil resources; ADPF = Abiotic depletion potential for fossil resources

RESULTS OF THE LCA - RESOURCE USE: Aluminium Laminate

Parameter	Unit	A1-A3	A4	A5	B1	C1	C2	C3	C4	D
PERE	[MJ]	2.17E+00	6.00E-03	1.54E-01	0.00E+00	0.00E+00	8.10E-04	0.00E+00	4.60E-03	0.00E+00
PERM	[MJ]	0.00E+00	0.00E+00	0.00E+00	0.00E+00	0.00E+00	0.00E+00	0.00E+00	0.00E+00	0.00E+00
PERT	[MJ]	2.17E+00	6.00E-03	1.54E-01	0.00E+00	0.00E+00	8.10E-04	0.00E+00	4.60E-03	0.00E+00
PENRE	[MJ]	7.30E+00	9.00E-02	5.30E-01	0.00E+00	0.00E+00	1.40E-02	0.00E+00	3.60E-02	0.00E+00
PENRM	[MJ]	0.00E+00	0.00E+00	0.00E+00	0.00E+00	0.00E+00	0.00E+00	0.00E+00	0.00E+00	0.00E+00
PENRT	[MJ]	7.30E+00	9.00E-02	5.30E-01	0.00E+00	0.00E+00	1.40E-02	0.00E+00	3.60E-02	0.00E+00
SM	[kg]	0.00E+00	0.00E+00	0.00E+00	0.00E+00	0.00E+00	0.00E+00	0.00E+00	0.00E+00	0.00E+00
RSF	[MJ]	0.00E+00	0.00E+00	0.00E+00	0.00E+00	0.00E+00	0.00E+00	0.00E+00	0.00E+00	0.00E+00
NRSF	[MJ]	0.00E+00	0.00E+00	0.00E+00	0.00E+00	0.00E+00	0.00E+00	0.00E+00	0.00E+00	0.00E+00
FW	[m ³]	6.21E-03	1.00E-05	4.61E-04	0.00E+00	0.00E+00	1.38E-06	0.00E+00	9.10E-06	0.00E+00

Caption: PERE = Use of renewable primary energy excluding renewable primary energy resources used as raw materials; PERM = Use of renewable primary energy resources used as raw materials; PERT = Total use of renewable primary energy resources; PENRE = Use of non-renewable primary energy excluding non-renewable primary energy resources used as raw materials; PENRM = Use of non-renewable primary energy resources used as raw materials; PENRT = Total use of non-renewable primary energy resources; SM = Use of secondary material; RSF = Use of renewable secondary fuels; NRSF = Use of non-renewable secondary fuels; FW = Use of net fresh water

RESULTS OF THE LCA - OUTPUT FLOWS AND WASTE CATEGORIES:

Aluminium Laminate

Parameter	Unit	A1-A3	A4	A5	B1	C1	C2	C3	C4	D
HWD	[kg]	6.00E-09	5.50E-09	9.00E-10	0.00E+00	0.00E+00	7.80E-10	0.00E+00	6.10E-10	0.00E+00
NHWD	[kg]	1.02E-01	8.00E-06	1.90E-02	0.00E+00	0.00E+00	1.14E-06	0.00E+00	1.60E-01	0.00E+00
RWD	[kg]	2.88E-04	1.30E-07	2.06E-05	0.00E+00	0.00E+00	1.94E-08	0.00E+00	4.80E-07	0.00E+00
CRU	[kg]	0.00E+00	0.00E+00	0.00E+00	0.00E+00	0.00E+00	0.00E+00	0.00E+00	0.00E+00	0.00E+00
MFR	[kg]	0.00E+00	0.00E+00	2.00E-03	0.00E+00	0.00E+00	0.00E+00	0.00E+00	0.00E+00	0.00E+00
MER	[kg]	0.00E+00	0.00E+00	0.00E+00	0.00E+00	0.00E+00	0.00E+00	0.00E+00	0.00E+00	0.00E+00
EEE	[MJ]	0.00E+00	0.00E+00	8.00E-03	0.00E+00	0.00E+00	0.00E+00	0.00E+00	0.00E+00	0.00E+00
EET	[MJ]	0.00E+00	0.00E+00	2.60E-02	0.00E+00	0.00E+00	0.00E+00	0.00E+00	0.00E+00	0.00E+00

Caption: HWD = Hazardous waste disposed; NHWD = Non-hazardous waste disposed; RWD = Radioactive waste disposed; CRU = Components for re-use; MFR = Materials for recycling; MER = Materials for energy recovery; EEE = Exported electrical energy; EEE = Exported thermal energy

