

## Carbon Impregnated Cellulose Cartridge Filters

The carbon impregnated cellulose filter cartridges are the composite combine the performance of depth filtration and the adsorption of activated carbon fine. The outside deep fiber media can remove particles, and the activated carbon in filter cloth can adsorb the smell, odor, sediment, pigment, VOC, and organic chemicals. The inside fiber filter can prevent carbon particles and fine pollutants to pass through, insuring the efficient quality and integrated filtration.

### Features & Benefits

- Economically priced;
- Provides sediment filtration and adsorption finished in one time process;
- High dirt-holding capacity;
- Recommended for chlorinated water application;
- Adsorption of organic substances;

### Applications

- Plating solution;
- Solution of photograph developing;
- Solution to remove oil and aromatic;
- Oil and aromatic series in solution;
- Removing dissociative chlorine and volatile organic compounds(VOC) in solution;
- Drinking water and R.O pure water treatment;
- Remove smell, odor, organic pigment;
- Remove organic chemical;

### Specifications

- Filter media: AC Impregnated Cellulose
- End cap: Vinyl Plastisol
- Netting: Polyethylene
- Core: Polypropylene
- Reinforcement Backing: Cellulose Polyester
- Gasket: Buna-N
- Outer diameter: 67mm
- Inner diameter: 28mm
- Maximum operating temperature: 52 C



### Ordering Guide

Model ACF Style	Length
ACF-	10: 10"
Activated Carbon	20: 20"
Impregnated Cellulose	30: 30"
	40: 40"

## Polyester Cellulose Pleated Cartridge Filters

### Features & Benefits

- Pleated design increase filtration surface area;
- Pleated design maximizes dirt-holding capacity;
- Designed for general water filtration purposes;
- Polyester cellulose media is bacteria and chemical resistant;
- Versatile and reusable, allowing for a variety of uses;
- Low pressure drop, high flowrate;

### Applications

- general water and R.O treatment;
- residential commercial water treatment;
- acid-base liquid in chemical processing;
- industrial chemicals and organic solvents;
- processing of sterile water and ultrapure water;
- industrial water and plating liquid;

### Specifications

- Material of Construction
- Media: Polyester cellulose;
  - Core: Polypropylene;
  - End caps: Vinyl plastisol;

### Recommended Operating Conditions

- Maximum differential pressure: 4.0bar at 20 C
- Recommended change out: 1-1.5bar
- Maximum temperature: 52 C

### Removal Ratings ( μ m )

- 1, 3, 5, ...50



### Ordering Guide

Model PE	Micron Rating	Dimension	Outer Netting	Length Inch
PE-	01:1μm	S- ID28mm	P- Polyethylene	10: 10"
Polyester	03:3μm	OD68mm	N- None	20: 20"
cellulose	05:5μm	B-ID28mm		
	10:10μm	OD115mm		

# UV Sterilizer

**Model#: SSE-012**

**Flow rate: 1GPM**

**Consumed power: 16W**

**In: 220V 50/60Hz**

**Reactor: 304SS**

**UV lamp#: UVT5-412**

**Lamp power: 12W**

**Quartztube#: QT5-300**

**Ballast#: EB-G16**

**Do not use when water  
freeze.**





# Osmotec RO Membranes

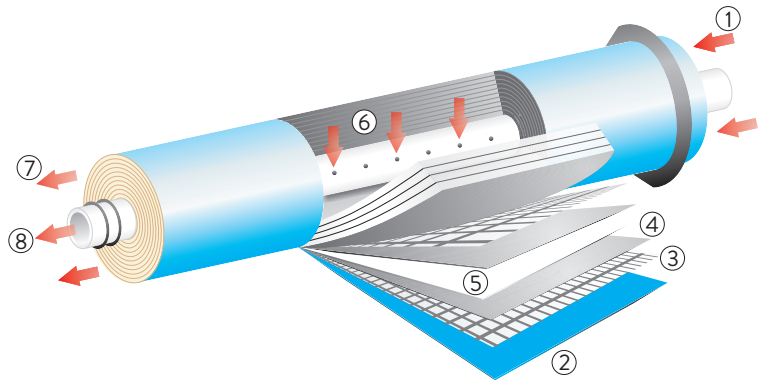
Reverse osmosis membranes are an essential component of every RO-based water purification system. Containing e.g. polyamide, they are highly effective when it comes to the separation of clear water and drain. The pre-filters in RO systems purify the water before it enters the membrane, whereas post-filters, installed after the membrane, enhance the taste and smell of water and also provide it with minerals. The membranes stop up to 99% of organic and non-organic contamination, heavy metals and other elements larger than 0,0001 μm.

Osmotec membranes

## Membrane operation method

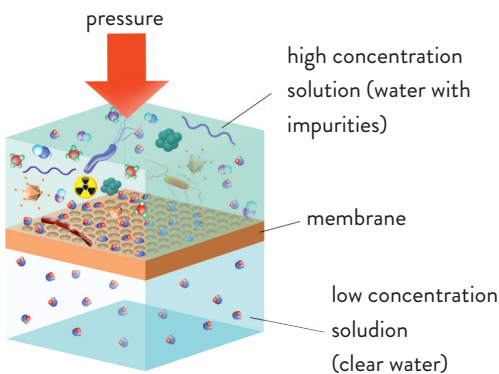


original Osmotec product is protected by a hologram and serial number




- |                 |                      |                |
|-----------------|----------------------|----------------|
| 1. Inlet water  | 4. Membrane          | 7. Drain       |
| 2. Inside layer | 5. Collective layer  | 8. Clear water |
| 3. Separator    | 6. Collective canals |                |

## Purification process



The RO membrane is composed of multiple layers, which are wound around a stem inside the membrane. The contaminated water is pressed through the membrane surface. Water particles are pushed through microscopic pores of the filtration layers. After separation, the impurities are lead to the drain, whereas the purified water reaches the central canal of the membrane and then is pressed to the clear water outlet.

## Nearest dealer



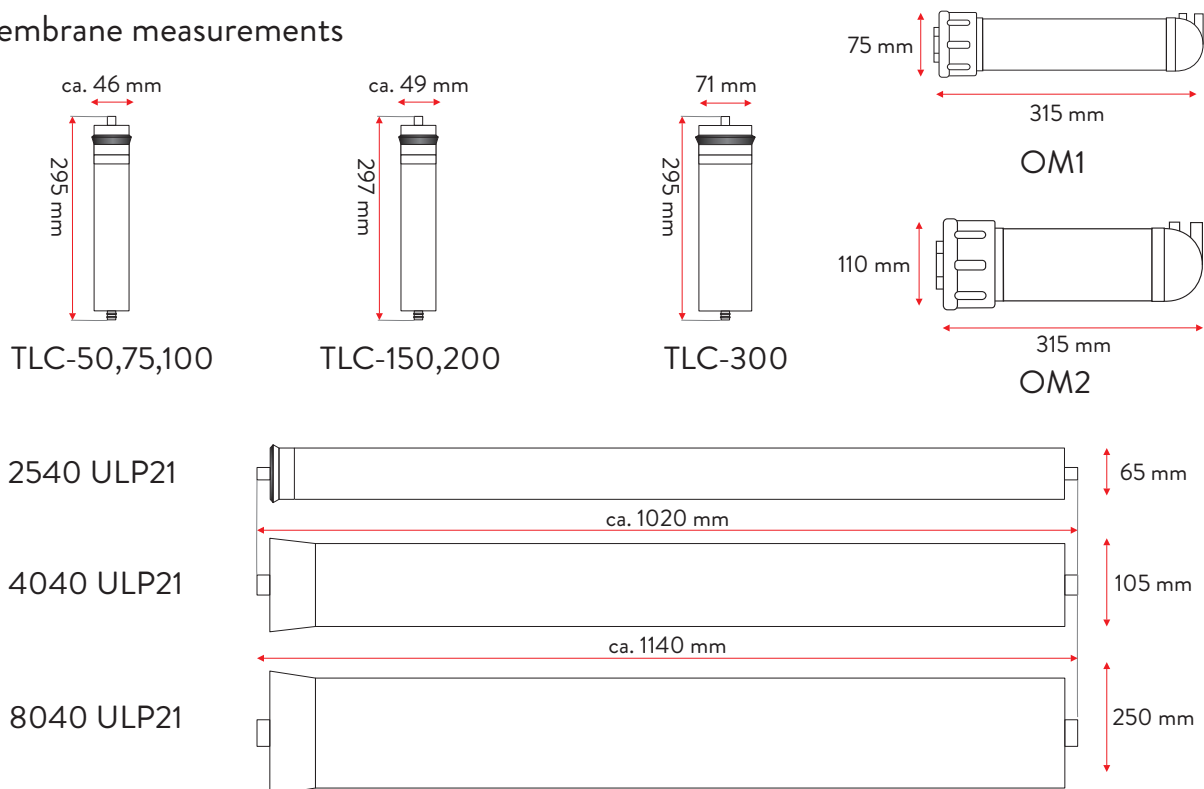
## Product technical data

Osmotec membranes

Model	TLC 1812-50	TLC 1812-75	TLC 2012-100	TLC 2012-150	TLC 2012-200	TLC 2812-300	2540 ULP21	4040 ULP21	8040 ULP21
Photo									
Liter / day*	180	284	378	567	760	1135	2800	9500	41000
Work press.	2,8 - 6,0 bar						40 bar		
Work temp.	2°-40°C								
Flow limiter**	350 cc	420 cc	550 cc	800 cc	1100 cc	1500 cc	-		
Housing	OM1					OM2	-		

\* Performance achieved in optimal working conditions (4,0 - 4,5 bar, 23 deg. C)

## Membrane measurements



www.greenfilter.com.pl

## Application

The RO membranes are used in both household and industrial surroundings. In case of the latter, the exemplary industrial applications are:

- food production,
- power industry,
- beverage production,
- dairy industry,
- chemical companies,
- pharmaceuticals.

## Certification



No.: HK/W/0796/01/2017

## **CARTUS 20/5 MICRONI Q TEST**



<https://www.q-test.ro/servicii/consumabile/>

## Filtre de sedimente



<https://www.q-test.ro/servicii/consumabile/>