

PEPTONE WATER

Medium for cultivation of non-fastidious microorganisms and indole testing as recommended by ISO 7251.

TYPICAL FORMULA	(g/l)
Peptone	10.0
Sodium Chloride	5.0
Final pH 7.2 ± 0.2 at 25°C	

DESCRIPTION

PEPTONE WATER is a medium for cultivation of non-fastidious microorganisms and indole testing as recommended by ISO 7251.

PRINCIPLE

Peptone provides carbon, nitrogen, vitamins and minerals for growth of non-fastidious microorganisms. Sodium chloride maintains the osmotic balance of the medium.

PREPARATION

Suspend 15.0 g of powder in 1 liter of distilled or deionized water. Heat until completely dissolved. Dispense into tubes. Autoclave at 121°C for 15 minutes. .

TECHNIQUE

Inoculate the tube with the sample. Incubate at 36 ± 1°C for 24 ± 3 hours. Incubation at 44°C for 24 hours is advisable for detecting the indole production in the confirmation test for fecal coliform or *E.coli*. After incubation add 1 ml of KOVAC'S Reagent (ref. 80271).

INTERPRETATION OF RESULTS

After the addition of KOVAC'S Reagent, observe for the formation of a red-violet ring into the tube indicating a positive test for indole production.

STORAGE

The powder is very hygroscopic, store the powder at 10-30°C, in a dry environment, in its original container tightly closed and use it before the expiry date on the label or until signs of deterioration or contamination are evident.

WARNING AND PRECAUTIONS

The product does not contain hazardous substances in concentrations exceeding the limits set by current legislation and therefore is not classified as dangerous. it is nevertheless recommended to consult the safety data sheet for its correct use. The product is designed for *In vitro* diagnostic use and must be used by properly trained operators only.

DISPOSAL OF WASTE

Disposal of waste must be carried out according to national and local regulations in force.

REFERENCES

1. ISO 7251. Microbiology-General guidance for the enumeration of *E.coli* – MPN technique (1993).
2. MacFaddin, J. F. (1985) Media for isolation-cultivation-identification-maintenance of medical bacteria, vol. 1, p. 610-612. Williams & Wilkins, Baltimore, MD.
3. Balows, A., W. J. Hausler, K. L. Herrmann, H. D. Isenberg, and H. J. Shadomy (eds.) (1991) Manual of clinical microbiology, 5th ed. American Society for Microbiology, Washington, D.C.
4. Finegold, S. M., and W. Martin (1982) Bailey and Scott's diagnostic microbiology, 6th ed. St. Louis.



LIOFILCHEM® S.r.l.

Via Scozia, Zona Ind.le - 64026, Roseto degli Abruzzi (TE) - ITALY
Tel +39 0858930745 Fax +39 0858930330 Website: www.liofilchem.net E-mail: liofilchem@liofilchem.net



PRODUCT SPECIFICATIONS

NAME

PEPTONE WATER

PRESENTATION

Dehydrated powdered

STORAGE

10-30°C

PACKAGE

Ref.	Content	Packaging
610038	500 g	500 g of powder in plastic bottle
620038	100 g	100 g of powder in plastic bottle

pH OF THE MEDIUM

7.2 ± 0.2

USE

PEPTONE WATER is a medium for cultivation of non-fastidious microorganisms and indole testing as recommended by ISO 7251

APPEARANCE OF THE MEDIUM

Dehydrated medium

Appearance: free-flowing, homogeneous

Colour: beige

Prepared medium

Appearance: clear to very slightly opalescent

Colour: light amber

SHELF LIFE








4 years

QUALITY CONTROL

- Control of general characteristics, label and print
- Microbiological control
Inoculum for productivity: 10-100 CFU/ml
Incubation conditions: 18-24 h at 35 ± 2°C

Microorganism	ATCC®	Growth	Indole Production
<i>Escherichia coli</i>	25922	Good	+
<i>Klebsiella pneumoniae</i>	13883	Good	-

TABLE OF SYMBOLS

LOT	Batch code	IVD	<i>In vitro</i> Diagnostic Medical Device		Manufacturer		Use by		Fragile, handle with care
REF	Catalogue number		Temperature limitation		Contains sufficient for <n> tests		Consult instructions for use		Keep away from heat sources



LIOFILCHEM® S.r.l.

Via Scozia, Zona Ind.le - 64026, Roseto degli Abruzzi (TE) - ITALY
Tel +39 0858930745 Fax +39 0858930330 Website: www.liofilchem.net E-mail: liofilchem@liofilchem.net

