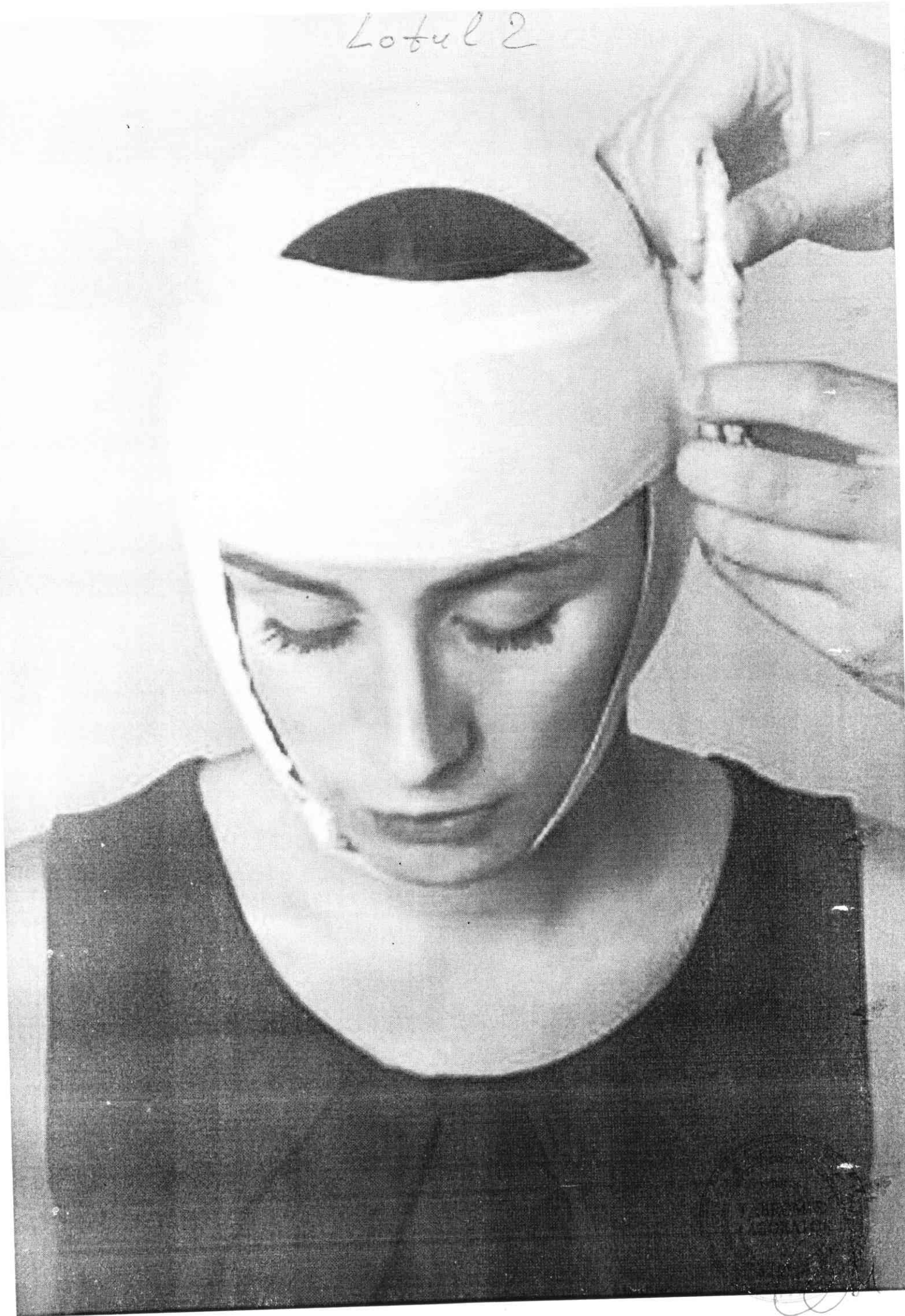


Lotul 2



lotul 2



First Care Products is active in the development and marketing of innovative products for pre-hospital emergency medical situations.
 The company's mission is to bring to market products that improve treatment while providing significant savings in time and resources to armed forces, homeland security, police, fire departments, first aid providers, EMS, and civilians worldwide.

www.firstcareproducts.com

First Care Products Ltd.
 10 Amal St., Afek Industrial Park,
 Rosh Ha Ayin Zip 4809234, Israel
 Tel: +972 9 9517444
 info@firstcareproducts.com

Blizzard Protection Systems Ltd.
 Unit 2, Coed-y-Parc Industrial Estate
 Bethesda, Bangor, Gwynedd, LL57 4YV,
 United Kingdom
 Tel: +44 (0) 1248 600666



304000022 Rev.3 01.2016



First Care WoundStop First-Aid Trauma Bandage

EN

Description of the product:

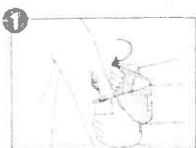
First Care WoundStop Bandage is an all-in-one easy-to-use sterile first-aid dressing that stops bleeding fast. The bandage is designed for use at home, at work, outdoors and anywhere accidents can occur.
 First Care WoundStop Bandage controls bleeding and reduces the possibility of the onset of shock by applying focused and safe direct pressure to the wound.
 First Care WoundStop Bandage is designed for flexibility & ease of use. It can be applied by anyone on all parts of the body to control light to moderate bleeding and to dress wounds and abrasions.

Warnings:

- Make sure that the person injured always receives medical attention as soon as possible.
- Do not touch the pad of the bandage which comes in direct contact with the wound.
- Avoid contact with blood and other bodily fluids.
- For external use only.
- WoundStop is not a tourniquet!
- If bleeding persists, exert further direct pressure on the wound and call for assistance and professional medical care.

Directions of use:

Storage:



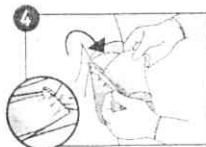
Place pad on wound & wrap the elastic bandage around limb or body part.



Tighten elastic bandage and...



Wrap elastic bandage tightly over all edges of dressing pad.



Secure hooking ends of closure bar into elastic bandage.

Keep First Care WoundStop Bandage in original package. Store at room temperature, in a dry environment.

If you have any questions or comments, please contact First Care Products at: info@firstcareproducts.com

5 To remove free hooking

First Care WoundStop para primeros auxilios

S

Descripción del producto:

First Care WoundStop Bandage es un vendaje todo en uno, fácil de usar, estéril, que para el sangrado rápidamente. El vendaje está diseñado para su uso en el hogar, trabajo, al aire libre, cualquier lugar donde un accidente puede ocurrir.
 First Care WoundStop Bandage controla el sangrado y reduce la posibilidad de shock mediante la aplicación de presión directa y segura sobre la herida.
 First Care WoundStop Bandage está diseñada para tener flexibilidad y facilidad de uso. Se puede aplicar por cualquier persona en todas las partes del cuerpo para controlar el sangrado leve a moderado y vendar heridas y abrasiones.

Advertencias:

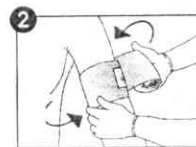
- Asegúrese de que la persona lesionada siempre reciba atención médica tan pronto como sea posible.
- No toque la almohadilla de la venda que entra en contacto directo con la herida.
- Evite contacto con sangre y otros fluidos corporales.
- Para uso externo solamente.
- WoundStop no es un torniquete!
- Si la hemorragia persiste, ejercer más presión directa sobre la herida y llamar atención médica o asistencia profesional.

Instrucciones de uso:

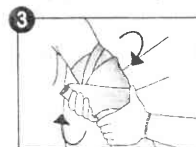
Almacenamiento:



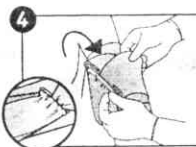
Coloque la almohadilla sobre la herida y envuelva la extremidad, o parte del cuerpo, con el vendaje elástico.



Apriete la venda elástica y...



... envuelva el vendaje elástico firmemente sobre todos los bordes de la almohadilla.



asegure enganchando ambos extremos de la barra de cierre en ambos lados del vendaje.

Para remover el vendaje de emergencia libere los

Mantenga la First Care WoundStop Bandage en su empaque original. Guarde a temperatura ambiente en un lugar seco.

Si tiene alguna consulta o comentario, por favor contacte First Care Products info@firstcareproducts.com

Lotus 2

FirstCare
A Persys Medical Company

WoundStop Care1


10cm / 4" Trauma Dressing

www.firstcaremedical.com



10cm / 4" Eerste Hulp Traumawachtel	NL
10cm / 4" Trauma Bandage	D
10cm / 4" Pansement compressif Trauma	F
10cm / 4" Banda per ferite Traumatische	I
10cm / 4" Opstruuk anatomisch Trauma Dressing	PL
10cm / 4" Vendaje para Trauma	E

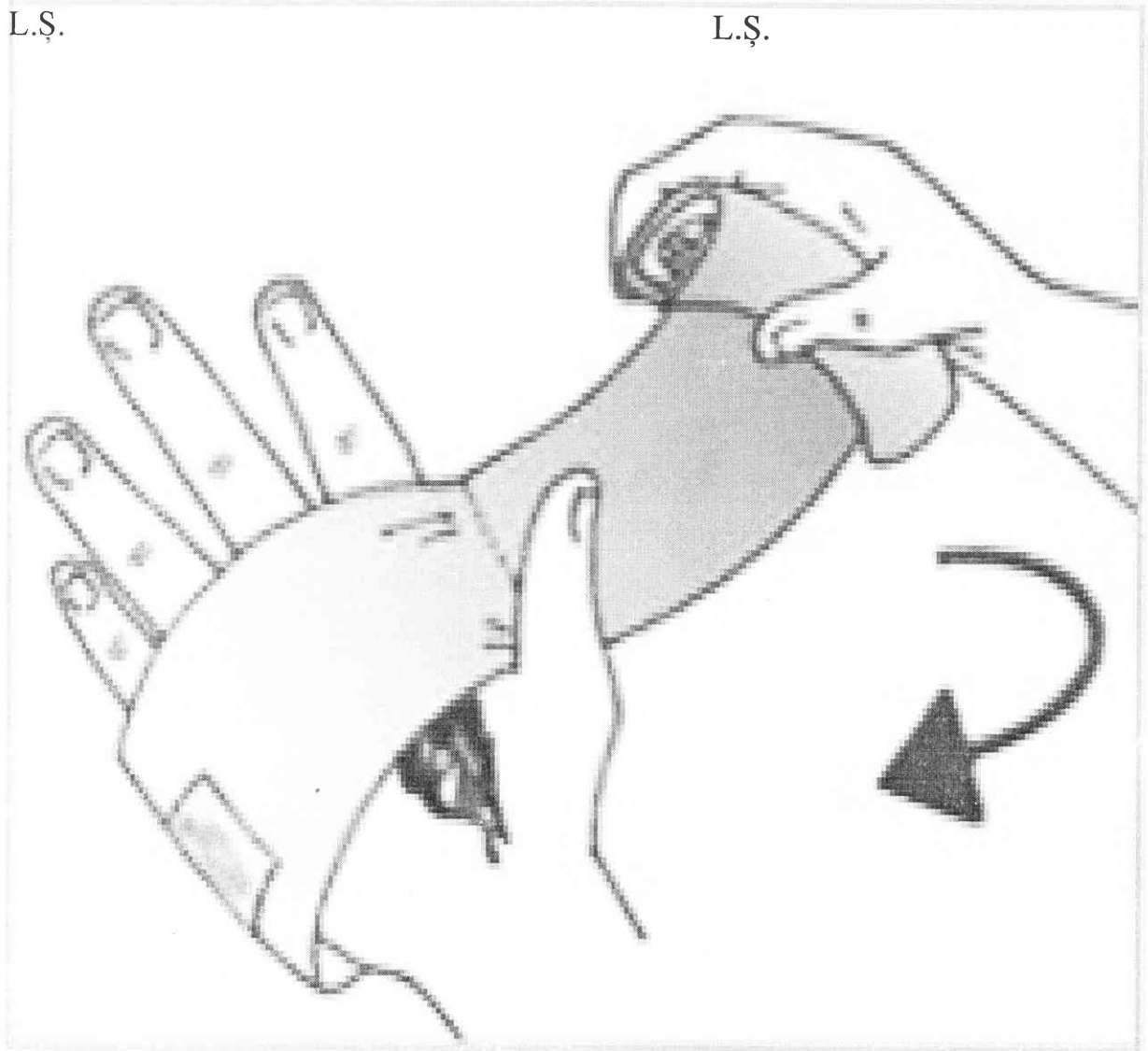
First Care Products Ltd, 11 Gungah Hill Road, St. Helens, Merseyside, L35 9DF, UK
 Tel: +44 (0) 151 342211 | info@firstcareproducts.com | www.firstcareproducts.com
 Advanced Protection Systems Ltd, Unit 2, Lead & Pine Industrial Estate, Bethesda, Bangor,
 Gwynedd, LL57 4TY, United Kingdom | Tel: +44 (0) 1248 500046 | Fax: +44 (0) 1248 500044



Handwritten signature


L.S.

L.S.



the wounded hand inside the loop of the bandage to stabilize bandage. Position it so that the bandage will rest on the wound area. Use your other hand to wrap the elastic bandage.

Lotul 2



hooking ends of closure bar into elastic
le.

