

# How to add DS-MDS001 to HCP

## 1. Abstract

The HCP can only add the dockstation until now, through the client of the hikcentral, we can search the evidence, do the playback, and download the evidence to client server.

## 2. Version

product	version
Hikcentral	HikCentral_Professional_V 2.0.0.20201130
Dockstation	V1.0.0 build 210107 10:50:16

## 3. Configuration

- The configuration on the dock station  
We don't have to do anything on the dock station
- Add the dock station on the hikcentral
  - The default port is 80.

Device and Server

- Encoding Device
- Access Control Device
- Elevator Control Device
- Video Intercom Device
- Security Control Device
- Dock Station**
- Network Transmission Device
- Display Screen
- Digital Signage Terminal
- Recording Server
- Streaming Server
- DeepinMind Server
- Smart Wall
- Area

### Add Dock Station

Basic Information

Adding Mode:  IP Address,  IP Segment,  Port Segment,  Batch Import

\*Device Address: 10.9.97.174

\*Device Port: 80

\*Device Name: XXX

\*User Name: admin

\*Password: [Redacted]

Time Zone

Weak

the password of the dockstation software


- Configure the dockstation group on the HCP


## Add Dock Station Group ✕

**\*Name**


Description

Dock Station ?

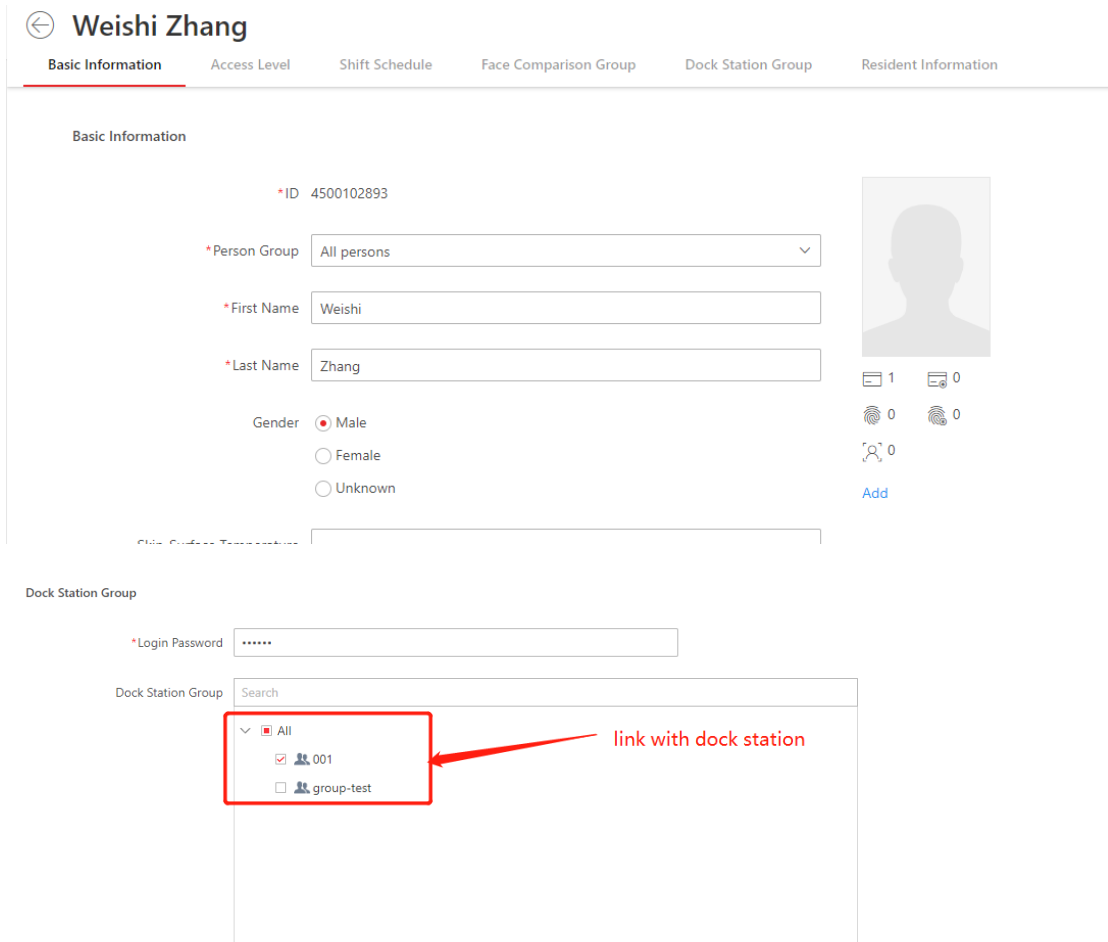
∨   All

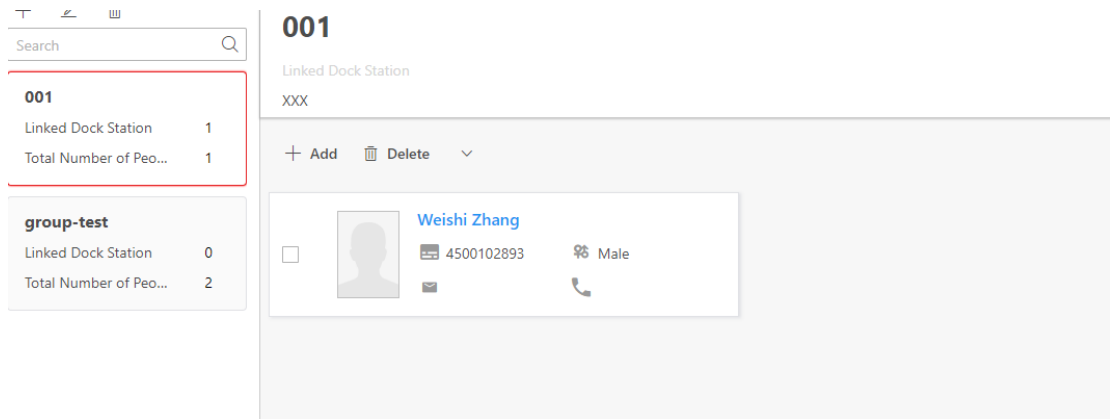
 XXX

**Add**

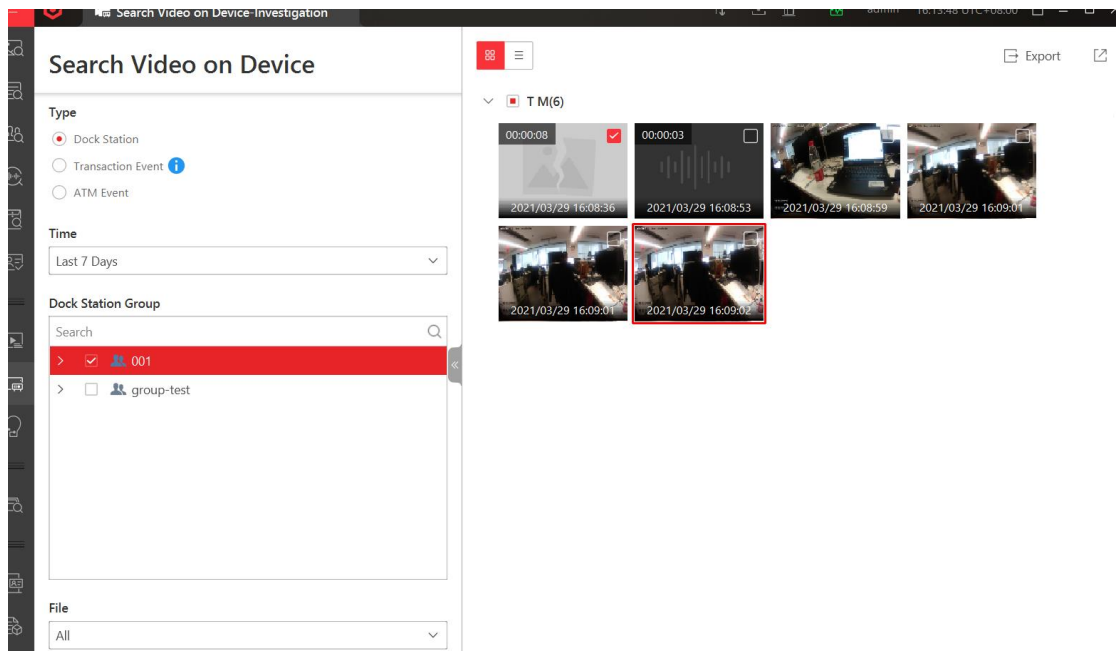


- User information configuration on the hikcentral
  - The user information would be distributed to the dockstation automatically after you configured on the hikcentral.
  - The password is used to log in bodycamera, 123456 by default.





- Query the recording file on the hikcentral client
  - The evidence can be searched by the time, by type or specific user, then can download the evidence from the dockstation to the client server. if need, the evidence can be uploaded to local.



## h Video on Device

Station

Action Event ⓘ

Event

ys ▾

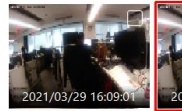
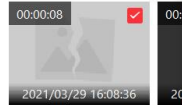
on Group

001

group-test



TM(6)



## Export

File Information

File Name	Download Time	Type
T M_20210329...	2021/03/29 16:08:3...	Video

Format

MP4

Set Password

Confirm

AVI

Download VSPlayer

Save