
SH530
Respiratory Tract Humidifier for
Medical Use

Operating Manual

Revision D

when the recommended accessories are used with other humidifiers.

(9) Insert temperature sensors into the temperature sensor adapters of chamber port and patient port.

(System connection is shown in fig. 6-1, fig. 6-2, and fig. 6-3)

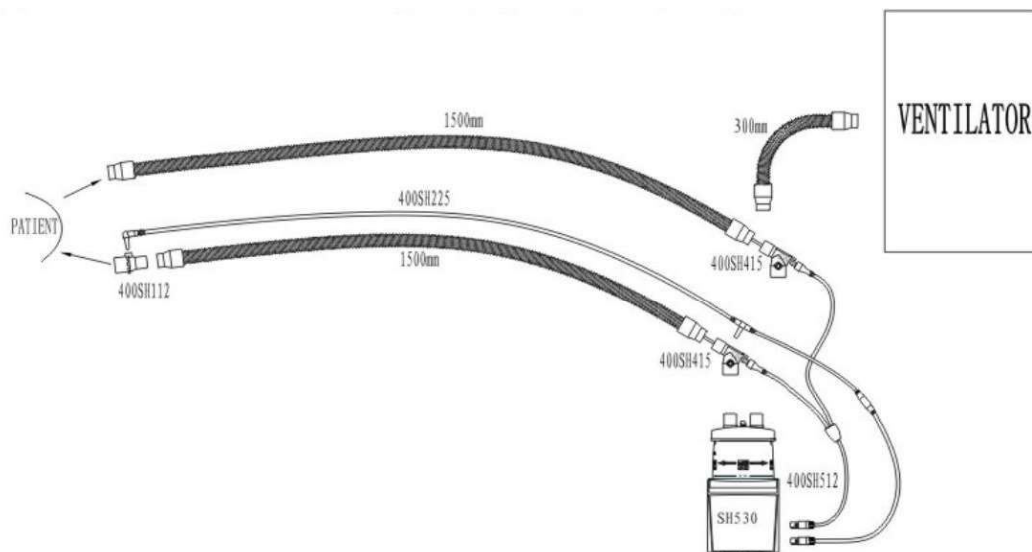


Fig. 6-1 the typical system (two tubes with heater wires)

Components in this system:

Humidification chamber: SH360

Respiratory tubes: silica gel tubes, the length is 1500mm

Temperature probe: 400SH225

Adapters: 400SH112

Heater wires: 400SH415

Heater wire adapters: 400SH512

We should choose the components according to the practical conditions.

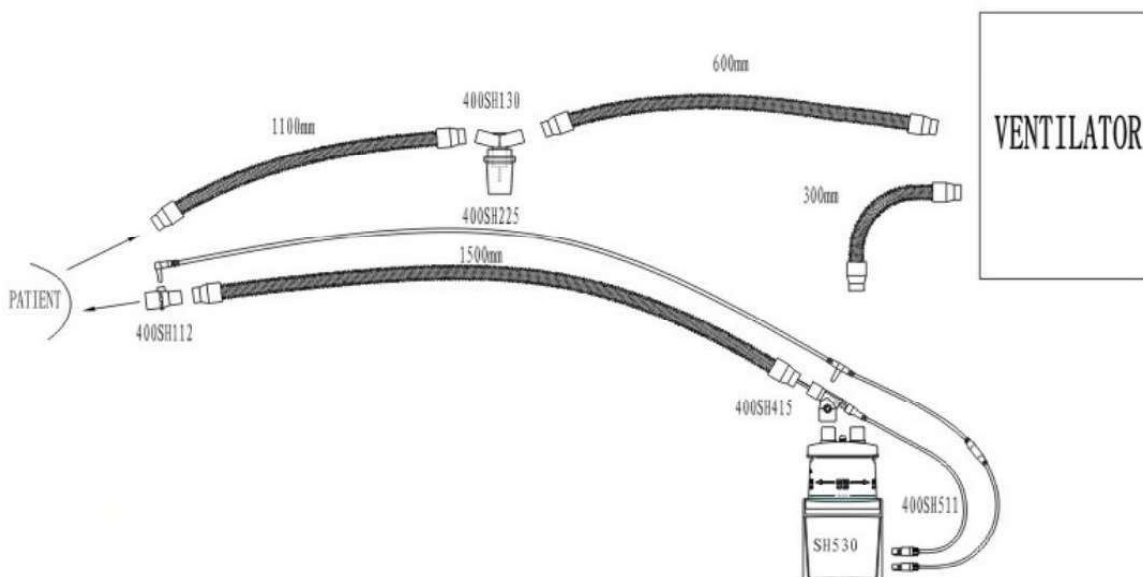


Fig. 6-2 the typical system (only one tube with heater wires)

Components in this system:

Humidification chamber: SH360

Respiratory tubes: silica gel tubes, the length is 1500mm, 1100mm+600mm

Temperature probe: 400SH225

Adapters: 400SH112

Heater wires: 400SH415

Heater wire adapters: 400SH511

Water trap: 400SH130

We should choose the components according to the practical conditions.

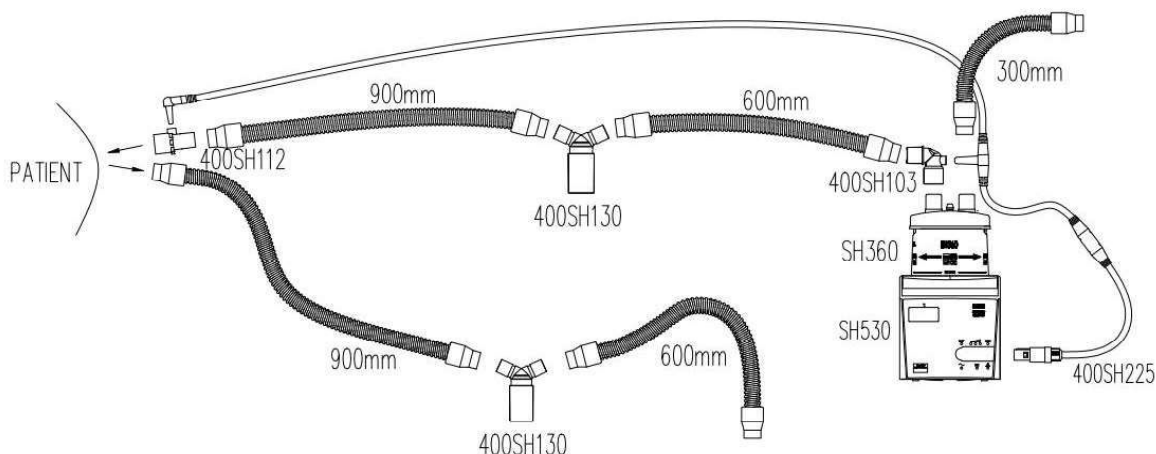


Fig. 6-3 the typical system (without heater wires)

Components in this system:

Humidification chamber: SH360

Respiratory tubes: silica gel tubes, the length is 600mm+900mm

Temperature probe: 400SH225

Adapters: 400SH112, 400SH103

Water trap: 400SH130

We should choose the components according to the practical conditions.

Appendix B

EMC Information

Warning: The user shall install and use the humidifier according to the EMC information provided in the operating manual.

Warning: Ensure that the electromagnetic environment complies with the requirements of this appendix before use.

Warning: Use of this equipment adjacent to or stacked with other equipment should be avoided because it could result in improper operation. If such use is necessary, this equipment and the other equipment should be observed to verify that they are operating normally.

Warning: The portable RF communications equipment, including antennas, can affect humidifier, so the portable RF communications equipment should be used no closer than 30 cm (12 inches) to any part of the respiratory humidifier, including cables specified by the manufacturer.

Warning: The Operator should not use the system and should inform the customer service, if the ESSENTIAL PERFORMANCE is lost or degraded due to EM DISTURBANCES.

Warning: The system can operate correctly under the anti-interference level identified in this specification. If the interference level is higher than that level, it may cause functional degradation. Please take care to avoid functional degradation caused by high intensity electric field.

Information of the accessories, transducers and cables

Port No.	Name	Specification Type	Cable Length	Cable Shielded	Manufacturer
1	Temperature probe	400SH223 400SH225 400SH228 400SH233 400SH235 400SH238	1.3-1.8m	Shielded	Wuxi Jike Electronics Co., Ltd
2	Heater-wire adapter	400SH511 400SH512 400SH521 400SH522 400SH561	< 1m	Unshielded	

3	Heater-wire	400SH412 400SH413 400SH415	1.1-1.8m	Unshielded
---	-------------	----------------------------------	----------	------------

Warning: Use of accessories, transducers and cables other than those specified or provided by the manufacturer of this equipment could result in increased electromagnetic emissions or decreased electromagnetic immunity of this equipment and result in improper operation.

Table 1 Electromagnetic emission level

Electromagnetic emission	
Electromagnetic requirements of this RF generator are given below and it is the responsibility of end user to meet these requirements.	
Emission test	Compliance
CISPR 11 Conducted emission	Group 1, Class B
CISPR 11 Radiated emission	
IEC61000-3-2 Harmonic emission	Class A
IEC61000-3-3 Voltage fluctuation / flickering emission	Conform

Table 2 ENCLOSURE PORT

Phenomenon	Basic EMC standard	Immunity compliant levels
ELECTROSTATIC DISCHARGE	IEC 61000-4-2	± 8 kV contact ± 2 kV, ± 4 kV, ± 8 kV, ± 15 kV air
Radiated RF EM fields	IEC 61000-4-3	3 V/m 80 MHz – 2,7 GHz 80 % AM at 1 kHz
Proximity fields from RF wireless communications equipment	IEC 61000-4-3	See Table 4
RATED power frequency magnetic fields	IEC 61000-4-8	30 A/m 50 Hz or 60 Hz