

# FlowNit BIOSEAL



## Knitted vascular prostheses:

- Specific knitting techniques for high burst resistance and low dilatation<sup>1,2</sup>
- Aldehyde and isocyanate free BIOSEAL impregnation using dehydrothermal crosslinked collagen guarantees primary sealing of the blood in the prosthesis<sup>3</sup>
- Concentric crimping and the guide line allow precise positioning of the prosthesis
- Soft and supple texture for easy handling



**CryoLife**<sup>®</sup>  
Life Restoring Technologies<sup>®</sup>

**JOTEC**<sup>®</sup>  
Joined the CryoLife<sup>®</sup> Family

## PROSTHESIS REFERENCES

### Straight prostheses

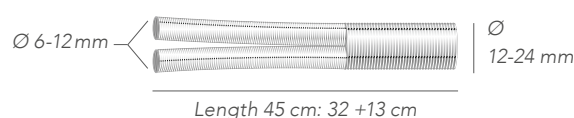
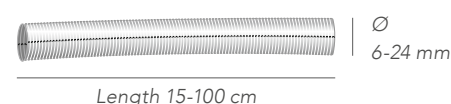
Catalogue No.	Ø (mm)	Length (cm)
35ST1506	6	15
35ST3006	6	30
35ST6006	6	60
35ST1507	7	15
35ST3007	7	30
35ST6007	7	60
35ST1508	8	15
35ST3008	8	30
35ST6008	8	60
35ST0008	8	100
35ST1510	10	15
35ST3010	10	30
35ST6010	10	60
35ST0010	10	100

### Straight prostheses

Catalogue No.	Ø (mm)	Length (cm)
35ST1512	12	15
35ST3012	12	30
35ST1514	14	15
35ST3014	14	30
35ST1516	16	15
35ST3016	16	30
35ST1518	18	15
35ST3018	18	30
35ST1520	20	15
35ST3020	20	30
35ST1522	22	15
35ST3022	22	30
35ST1524	24	15
35ST3024	24	30

### Bifurcated prostheses

Catalogue No.	Ø (mm)	Length (cm)
35BI1206	12x6	45
35BI1407	14x7	45
35BI1608	16x8	45
35BI1809	18x9	45
35BI2010	20x10	45
35BI2211	22x11	45
35BI2412	24x12	45



#### References:

<sup>1</sup> JOTEC GmbH, subsidiary of CryoLife, Inc.: Internal mechanical test data

<sup>2</sup> Bell C.-M.: [Study on the issue of expansion of textile implants] - (internal data, JOTEC GmbH)

<sup>3</sup> Freischlag J, J.A. and Moore, W. S.: Clinical Experience with a Collagen-Impregnated Knitted Dacron Vascular Graft; Ann of Vascular Surg 1990; 4(5): 449-454

Indications: FlowNit BIOSEAL is indicated in arterial aneurysms and vascular occlusions. FlowNit BIOSEAL is primarily indicated for vascular replacement in the entire abdominal aorta and in peripheral vascular applications involving vessel diameters of at least 6 mm.

JOTEC GmbH,  
a fully owned subsidiary of  
CryoLife, Inc.

CryoLife France SAS  
Paris – France

JOTEC Polska Sp. z o.o.  
Warsaw – Poland

JOTEC Sales GmbH  
Muri – Switzerland

CryoLife Europa, Ltd.  
Guildford – United Kingdom

JOTEC s.r.l. Socio Unico  
Milan – Italy

JOTEC Cardiovascular SL  
Madrid – Spain

 Lotzenäcker 23  
72379 Hechingen, Germany  
P +49 (0)7471 922-0  
F +49 (0)7471 922-100  
info.europe@cryolife.com  
www.jotec.com  
www.cryolife.com

© 2018 JOTEC GmbH, Germany. All rights reserved.

JT-BR-0350200-EN V02 09/2018

# Peripheral Treatment with ePTFE



# FlowLine BIPORE

- Specific BIPORE configuration with two different fibril lengths to ensure low thrombogenicity
- Additional ePTFE wrapping for enhanced suture retention and high burst strength\*
- Unique guideline indicates diameter and wall thickness of the graft
- Helical reinforcement for increased resistance against kinking and compression
- Excellent and pliable handling and suture behaviour
- Simple and easy removal of the spiral reinforcement


## Ordering Information

Thin Wall	Thin wall reinforced		
Catalog No.	Catalog No.	Ø (mm)	Length (cm)
10TW2006N	-	6	20
10TW5006N	10TW5006S	6	50
10TW8006N	10TW8006S	6	80
10TW2007N	-	7	20
10TW5007N	10TW5007S	7	50
10TW8007N	10TW8007S	7	80
10TW2008N	-	8	20
10TW5008N	10TW5008S	8	50
10TW8008N	10TW8008S	8	80

Standard wall	Standard wall reinforced		
Catalog No.	Catalog No.	Ø (mm)	Length (cm)
10SW2006N	-	6	20
10SW5006N	10SW5006S	6	50
10SW8006N	10SW8006S	6	80
10SW2007N	-	7	20
10SW5007N	10SW5007S	7	50
10SW8007N	10SW8007S	7	80
10SW5008N	10SW5008S	8	50
10SW8008N	10SW8008S	8	80



FlowLine BIPORE



FlowLine BIPORE Reinforced

\* Bench test data on file at JOTEC GmbH. Data not indicative of clinical performance.

JT-BR-0100200-EN V02 08/2019