



microcure

m e d i c a l t e c h n o l o g y

Microcure (Suzhou) Medical Technology Co.,Ltd.

Web: <https://www.microcuremed.com/>

Add: 1-101,188 Jialingjiang Road, Suzhou New District, Jiangsu, P.R.China.

Contact: Jerrish Young (Business Development Manager)

TEL: +86-0512-62916116

Mobile: +86-13681881006

Email: export@microcure.com.cn



LinkedIn



Scan code to
visit our website



INS

microcure

IN PERFECTION
WE BELIEVE



Catalogue

Company profile	/01	Disposable trocar	/19
Corporate culture	/03	Disposable Trocars For Thyroid Surgery	/23
Disposable endoscopic linear cutter stapler and reloads	/05	Veress Needle	/24
Disposable skin stapler	/09	Disposable incision protection sleeve	/25
Disposable circular stapler	/13	Surgery retractor system	/29
Disposable hemorrhoid stapler	/15	Disposable sample retrieval bag	/33
Disposable reloadable linear cutter stapler and reloads	/17	Disposable linear stapler	/35
		Certificate	/37



MICROCURE

We are committed to pursuing excellence in both design and provision of minimally invasive surgical instruments and patient-centered services.

microcure



COMPANY PROFILE



Vision

An enterprise to be accomplished by people of empathy, who are striving to make the world healthier



Credo

In perfection we believe



Strategy

Catch up via differentiation

DISPOSABLE ENDOSCOPIC LINEAR CUTTER STAPLER AND RELOADS

Applications


Applicable for resection, transection and anastomosis of lung, bronchial tissue, stomach and intestine in open or endoscopic surgery.



Product Advantages


01 Curved tip

Not only provides better visualization to ensure the safety of resection and anastomosis of blood vessels, but also allows blunt dissection of tissues or organs.



02 “Droplets” nail groove

Optimize B-shape staple formation and delivers superior hemostasis and pressure resistance.



03 Unibody anvil

Render bite force adequate and complete compression.



04 Three-row unequal height stitching design

Progressive clamping of the tissue to ensure staple formation, facilitate lateral drainage of tissue fluid, easier compression to the right height, ensure staple formation, provide wider adaptability of tissue thickness, tissue healing, better closure and haemostasis.





05 Single-hand operation

Make reloads to easily clamp and release, free up surgeons' hands.



06 Rotating system

The marble-type rotary nob delivers more smooth, stable and easy rotation, and the large wave-shaped knob for easy one-handed operation.

07 Different specifications

The gun has 3 models total, and is compatible with reloads of all specifications, which also include different models according to their colors and heights, helping to deliver superior performance according to a range of thickness.



Order Information

STAPLER	ORDER CODE	LENGTH(mm)	SHAFT DIAMETER(mm)
STAPLER BODY	WZULS-A-S	60	12
	WZULS-A-L	160	12
	WZULS-A-XL	260	12
	WZULS-B-S	60	12
	WZULS-B-L	160	12
	WZULS-B-XL	260	12
RELOADS	MODELS	SPECIFICATIONS	COLOR OF RELOADS
STRAIGHT RELOADS	WZULS-P1-30-2.5	30-2.5	white
	WZULS-P1-45-2.5	45-2.5	white
	WZULS-P1-45-3.5	45-3.5	blue
	WZULS-P1-45-4.8	45-4.8	green
	WZULS-P1-60-2.5	60-2.5	white
	WZULS-P1-60-3.5	60-3.5	blue
	WZULS-P1-60-4.8	60-4.8	green
ARTICULATING RELOADS	WZULS-P2-30-2.5	30-2.5	white
	WZULS-P2-45-2.5	45-2.5	white
	WZULS-P2-45-2.5E	45-2.5E	white
	WZULS-P2-45-3.5	45-3.5	blue
	WZULS-P2-45-4.8	45-4.8	green
	WZULS-P2-60-2.5	60-2.5	white
	WZULS-P2-60-2.5E	60-2.5E	white
	WZULS-P2-60-3.5	60-3.5	blue
WZULS-P2-60-4.8	60-4.8	green	
TRI STAPLE	WZULS-P3-30B	2.0-2.5-3.0	brown
	WZULS-P3-30BE	2.0-2.5-3.0	brown
	WZULS-P3-30P	3.0-3.5-4.0	purple
	WZULS-P3-45B	2.0-2.5-3.0	brown
	WZULS-P3-45BE	2.0-2.5-3.0	brown
	WZULS-P3-45P	3.0-3.5-4.0	purple
	WZULSP3-45H	4.0-4.5-5.0	black
	WZULS-P3-60B	2.0-2.5-3.0	brown
	WZULS-P3-60P	3.0-3.5-4.0	purple
	WZULS-P3-60H	4.0-4.5-5.0	black

*Take the "WZULS-P3-30 BE" as an example: WZULS=Product name abbreviation, P3=Reloads model, 30=Suture length, B=Bin color (B-Brown, P-Purple, H-Black) E=Curved tip.

*WZULS-A is with rubber inlay and WZULS-B is without rubber inlay.

*OEM services are available.

DISPOSABLE SKIN STAPLER



Applications

Applicable to the closure of surgical and traumatic wounds (straight and roughly straight shapes)

APPLICABLE DEPARTMENT

01 ONCOLOGY	02 CARDITHORACIC SURGERY	03 BURNS
04 ORTHOPEDECS	05 EMERGENCY DEPARTMENT	06 NEUROSURGERY

Product Advantages

01 Simple to use

Provide simple operation, lightening the burden on surgeons.

02 Fast suture

Eases patients' pains and improves operation efficiency.

03 Quick recovery

Minimizes the incision scar and postoperative recovery time.




Stapler

01 Evert and approach skin incisions.

02 Release trigger to achieve the suturing.

03 Place stapler on the center of everted skin incisions and squeeze the trigger completely.

Remover



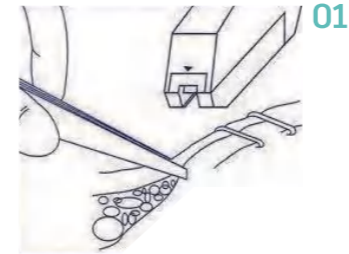
01 Insert the front part of the remover under suture nails, and slide the nails into the notch in the lower jaw.

02 Hold the handle of remover before the upper and lower side of handle are in place.

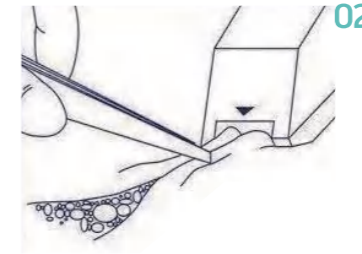


03 Confirm the suture nails deformed and separated from the skin, and remove the nails.

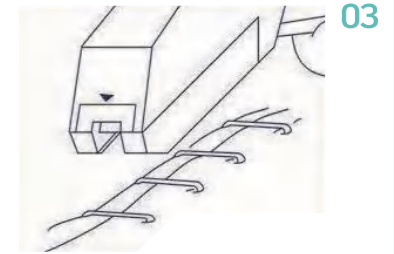
Product Demo



Use tissue forceps to pull up the skin edge of the wound and pull it together.



Align the arrow on the skin stapler vertically with the surgical incision. The front end is close to the skin, hold the upper and lower handle tightly, and apply force evenly until the handle is pressed in place.



After the suture is finished, Release the handle completely and withdraw the skin stapler.

Order Information

MODELS	STAPLER WIDTH (mm)	STAPLER DIAMETER (mm)
WZDSS-A-15N	12	0.6
WZDSS-A-15W	13.05	0.6
WZDSS-A-25N	12	0.6
WZDSS-A-25W	13.05	0.6
WZDSS-A-35N	12	0.6
WZDSS-A-35W	13.05	0.6
WZDSS-A-45N	12	0.6
WZDSS-A-45W	13.05	0.6

NAME	MODELS
Skin stapler remover	WZDSS-P1

*OEM services are available.

DISPOSABLE CIRCULAR STAPLER



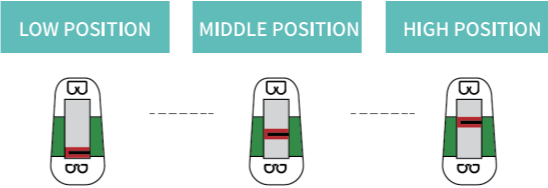
Indicator window



Smaller diameter
Shorter height
Rimless anvil design to significantly reduce tissue damages.



Special staple groove design
Larger staple guiding area with optimal closure.



Applications

Applicable to end to end, end to side, side to side anastomosis in digestive tract reconstructive surgery of esophagus, stomach and intestines.

Product Advantages

- 01** Minimum suture gap
Prevent tissue been crushed.
- 02** Four-axis positioning nail
Ensure precise staple formation.
- 03** Material
Titanium staple provides tensile strength to ensure steady anastomosis after surgery.
- 04** Ring-shape blade
Made through special process and cut sharply.
- 05** Indicator window
Provide real-time position of nail.
- 06** B-shape staple
Reduce the risk of postoperative bleeding.

Order Information

MODELS	TOTAL LENGTH (mm)	OUTER DIAMETER (mm)	STAPLE HEIGHT (mm)	STAPLE DIAMETER (mm)
WZCS-A-24	450	24	5	0.28
WZCS-A-26	450	26	5	0.28
WZCS-A-29	450	29	5.2	0.28
WZCS-A-32	450	32.5	5	0.28

*OEM services are available.

DISPOSABLE HEMORRHOID STAPLER

Applications

Applicable for selective resection and suturing of dentate line mucos.



stitch piece



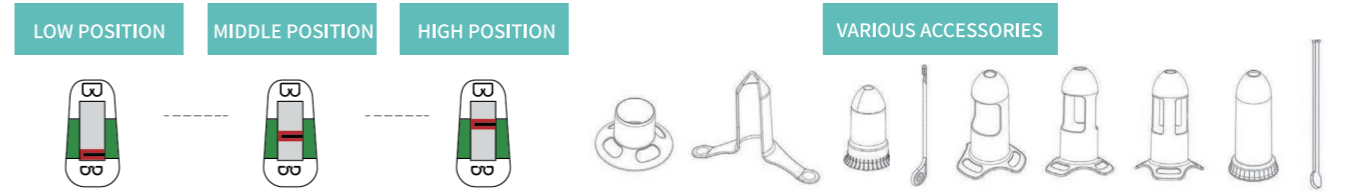
anorectal piece



enlargement



hook part



Product Advantages

- 01** Minimum suture gap
Prevent tissue been crushed.
- 02** Ring-shape blade
Made through special process and cut sharply.
- 03** Indicator window
Provide real-time position of nail.
- 04** Larger cartridge
Provide large scope for more tissue.
- 05** B-shape staple
Reduce the risk of postoperative bleeding.
- 06** Reloads
A broad range of specifications meet various surgical requirements.

Order Information

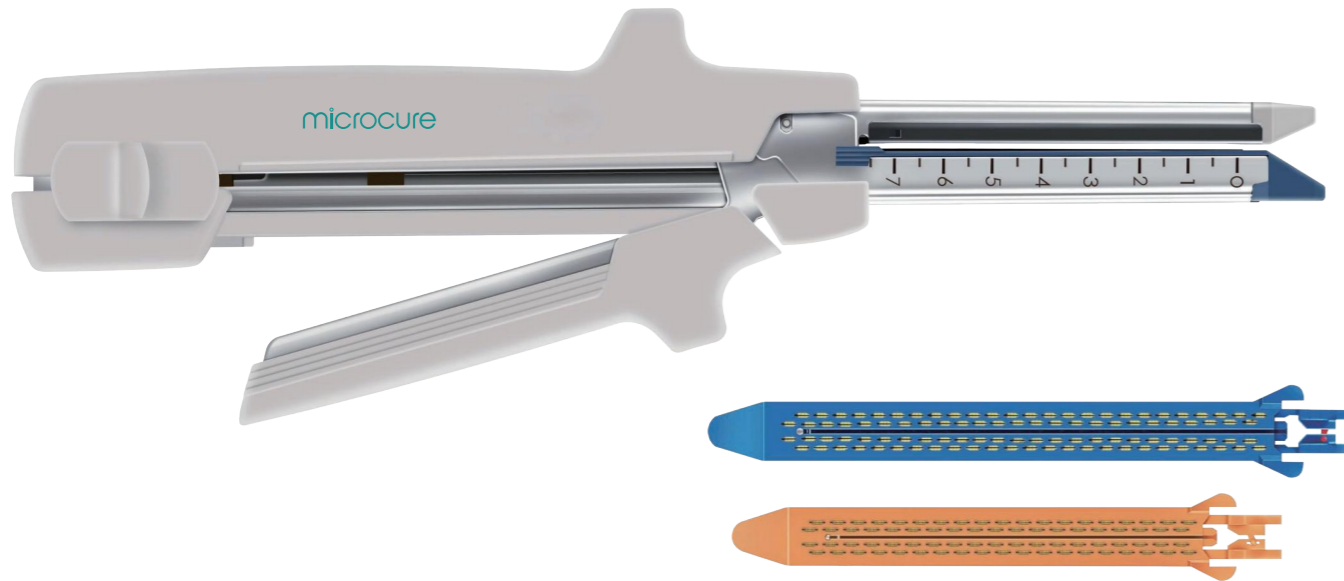
MODELS	TOTAL LENGTH (mm)	OUTER DIAMETER (mm)	STAPLE HEIGHT (mm)	STAPLE DIAMETER (mm)
WZHS-A-32	395	32	3.8	0.28
WZHS-A-33	395	33.5	3.8	0.28
WZHS-A-34	395	34	3.8	0.28

*OEM services are available.

DISPOSABLE RELOADABLE LINEAR CUTTER STAPLER AND RELOADS

Applications

To use in creation of anastomotic site or closure of incision in resection surgeries of digestive tract or other resection procedures.



Applicable departments

General surgery , thoracic surgery ,hepatobiliary surgery.

Product Advantages

01 Anvil

Anvil with high strength meets more challenging surgical requirements.

02 Length

The length of stapled line is 1.5 times of that of staple, preventing the risk of bleeding.

03 Convenience

Combination between manual and automatic operation along with corresponding sounds.

04 Reloadable

Reloadable design allows 5 replacements of reloads during one surgery, thus reducing costs.

Order Information

Models	Staple diameter (mm)	Staple height (mm)	Staple amount
WZCTS-A-60M	0.2	3.8	60
WZCTS-A-60H	0.2	4.2	60
WZCTS-A-80M	0.2	3.8	80
WZCTS-A-80H	0.2	4.2	80
WZCTS-A-100M	0.2	3.8	100
WZCTS-A-100H	0.2	4.2	100
WZCTS-P1-60M	0.2	3.8	60
WZCTS-P1-60H	0.2	4.2	60
WZCTS-P1-80M	0.2	3.8	80
WZCTS-P1-80H	0.2	4.2	80
WZCTS-P1-100M	0.2	3.8	100
WZCTS-P1-100H	0.2	4.2	100
WZCTS-A-80G	0.2	4.8	80
WZCTS-P1-80G	0.2	4.8	80

*OEM services are available.

DISPOSABLE TROCAR




Applications

Applicable to the establishment of microports for introduction of endoscopes and laparoscopic instruments.

Product Description

Applicable to the establishment of microports for introduction of endoscopes and laparoscopic instruments.



Product Advantages

01 Visible puncture

With transparent puncture probe tip, camera can be placed in puncture to prevent accidental tissue injury.


02 Bladeless obturator

Separates, instead of cuts, reducing risk of abdominal wall injuries with bleeding complications.



03 Diamond tip

Facilitate smoother insertion for easier trocar placement.



04 Reverse thread design

Make the insertion smoothly and prevent the undesired movement in the operation.



05 Removable sealing cover

The sealing cap is detachable to facilitate tissue removal during surgery.

06 Double-layer valve

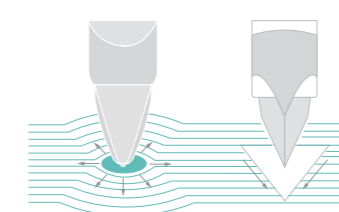
The puncture cannula has better air tightness.

Double valve design



Laparoscopic trocar

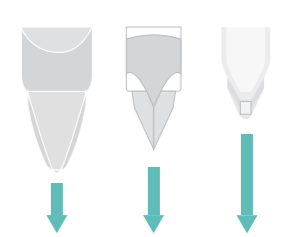
Blade trocar



Minimally invasive

Triangular pyramid

Flat knife

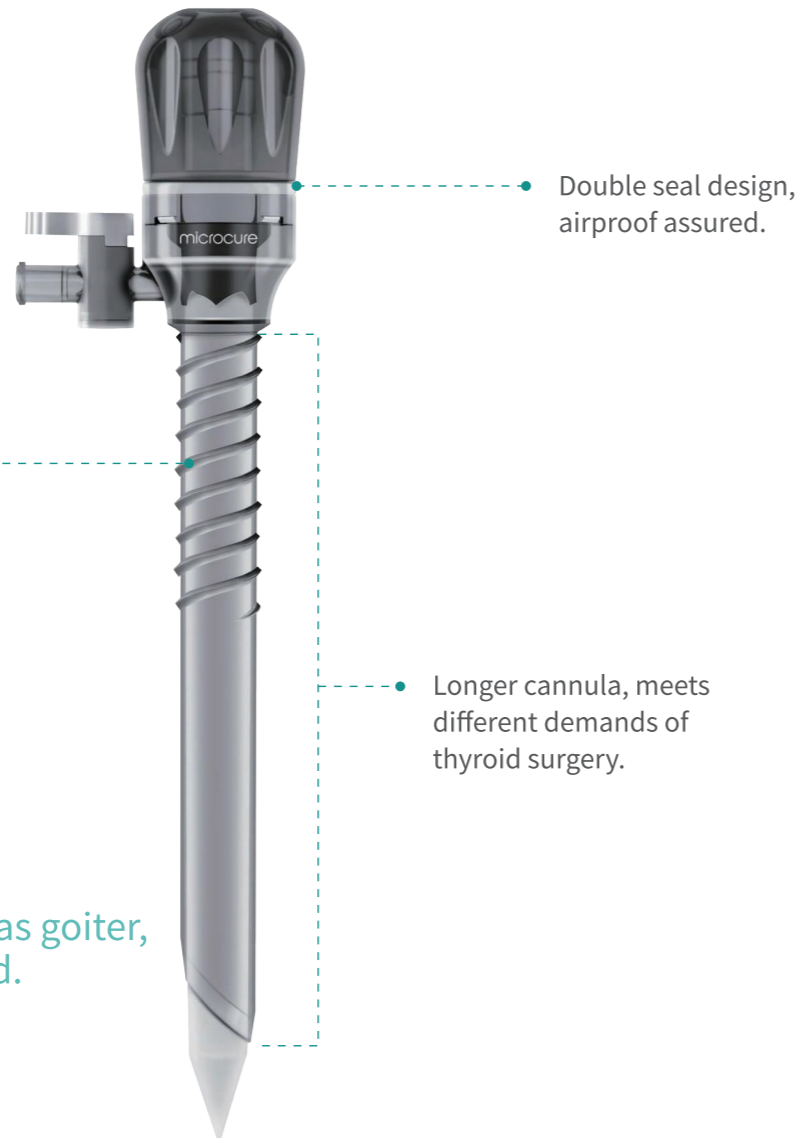


Order Information

SPECIFICATION	MODELS	PACKAGE CONTENT	CASING WORKING LENGTH (mm)
Set package 1	VT5-100	5mm Trocarx2	103
	VT8-100	10mm Trocarx2	103
	VT12-100	12mm Trocarx2	103
Set package 2	VT19-100	5mm Trocarx2+10mm Trocarx1	103
	VT25-100	5mm Trocarx1+10mm Trocarx2	103
	VT28-100	5mm Trocarx1+12mm Trocarx2	103
Set package 3	VT40-100	5mm Trocarx2+10mm Trocarx2	103
	VT43-100	5mm Trocarx2+12mm Trocarx2	103
	VT46-100	5mm Trocarx2+10mm Trocarx1+12mm Trocarx1	103
Set package 4	VT60-100	5mm Trocarx2+10mm Trocarx2+12mm Trocarx1	103
	VT61-100	5mm Trocarx2+10mm Trocarx1+12mm Trocarx2	103
Individual	WZDT-A-3/55	3mm Trocarx1	55
	WZDT-A-5/100	5mm Trocarx1	103
	WZDT-A-10/100	10mm Trocarx1	103
	WZDT-A-12/100	12mm Trocarx1	103
	WZDT-A-15/100	15mm Trocarx1	103
	WZDT-C-5/100	5mm Trocarx1	103
	WZDT-C-10/100	10mm Trocarx1	103
	WZDT-C-12/100	12mm Trocarx1	103

*C series is bladed trocar.
*OEM services are available.

DISPOSABLE TROCARS FOR THYROID SURGERY



• Double seal design, airproof assured.

• Threaded cannula, perfectly fixed during surgery.

• Longer cannula, meets different demands of thyroid surgery.

Applications

Thyroidectomy, such as goiter, nodular goiter, thyroid.

VERESS NEEDLE

Used to create a pneumoperitoneum in laparoscopic procedures

Product Advantages

Needle Handle

- Transparent material make doctors to see the needle indicator clearly.
- The thread on head could offer the friction to penetrate the veress needle easily.
- Ergonomic design to make hands more comfortable.

Air Valve

- Suitable diameter of air channel could charge CO2 rapidly
- One-way air valve switch to avoid misoperation

Needle Indicator

- It could indicate the needle position in penetration
- Red color is easy to be observed

Needle Tip

- Blunt tip with spring loaded mechanism to protect patients from damage.



DISPOSABLE INCISION PROTECTION SLEEVE



Product Description

The product series include Polymer IPS-A series and Silicone IPS-B series. Polymer IPS-A series are made of polymer, height-adjusted. Silicone IPS-B series are made of silicone material height-fixed.

Application

Polymer IPS-A series are applicable to general surgery, G&A surgery, laparotomy and other open surgeries with large incision.

Silicone IPS-B series apply to thoracoscopic surgery, suspended laparoscopic surgery and other surgeries with small incision.

Product Advantages

01 Retraction

Provide 360° circumferential elastic retraction during procedures and evenly distribute retraction to minimize wounds and pains.

02 Protection

Protect wounds at the incision site with superior material strength, significantly avoid infection and keep incision moist.

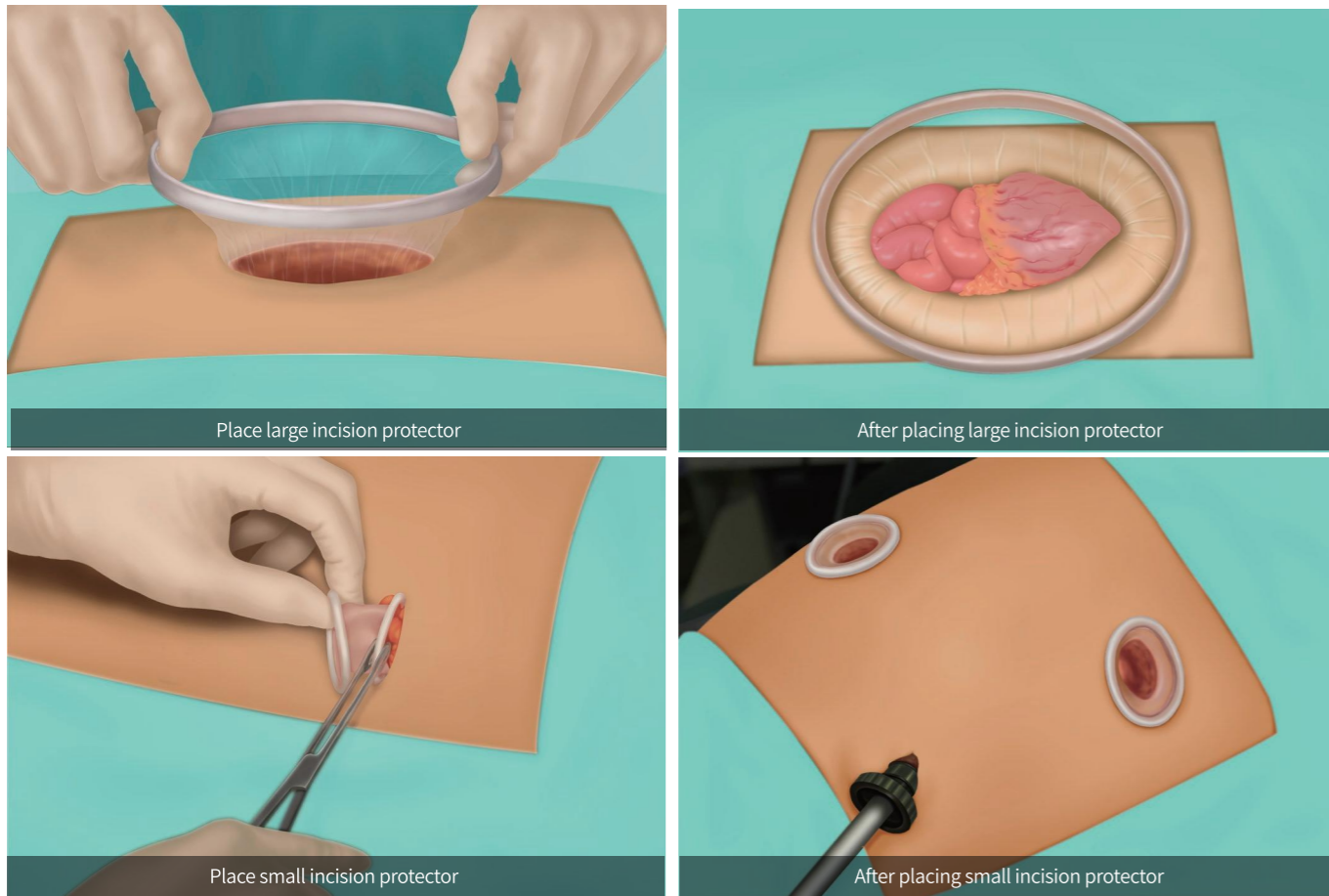
03 Exposure

Minimize the working field for better exposure and visualization, prevent bleeding implications and free up surgeons' hands.



Product Demo

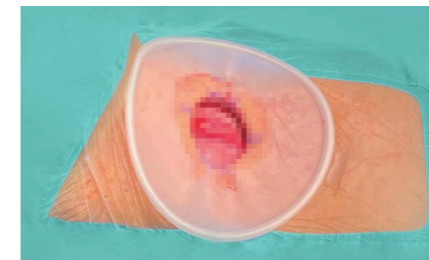
- 01 Make an appropriate sized surgical incision in the surgical area.
- 02 Insert the inner ring (Green) into abdominal cavity through the incision.
- 03 Roll the outer ring (White) inward at the position of 10 o'clock and 2 o'clock until it stops.
- 04 Through the tunnel of incision protection sleeve to operate.



Order Information

Models		Size	Inner ring diameter (mm)	Tunnel diameter (mm)	Outer ring diameter (mm)	Tunnel length (mm)	Incision length (cm)
WZIPS-A	S	50/50-50/220 ⁽¹⁾	50	50	50	220	1.8-3
		60/70-60/220 ⁽²⁾	70	60	60	220	2-4
		60/70-60/150	70	60	60	150	2-4
		80/90-80/150	90	80	80	150	2.5-6
	M	120/130-120/220	130	120	120	220	5-9
	M&L	150/160-150/220	160	150	150	220	7-12
	L	180/190-180/220	190	180	180	220	9-14
		220/230-220/250	230	220	220	250	14-17
XL	250/260-250/100	260	250	250	100	17-20	
WZIPS-B	S	40/30-15/25	40	30	15	25	1.5
		50/40-25/25	40	50	25	25	2.5
		70/70-35/25	70	70	35	25	3.5
		70/60-45/25	60	70	45	25	1.5-2.5
		150/70-60/5	70	150	60	5	2-3

⁽¹⁾ and ⁽²⁾ are available for gastroschisis.
 *Our sleeves are also applicable to thyroid surgery and caesarean section.
 *OEM services are available.
 *For more model recommendations, please consult us.



thyroid surgery




caesarean section

SURGERY RETRACTOR SYSTEM

Product Description

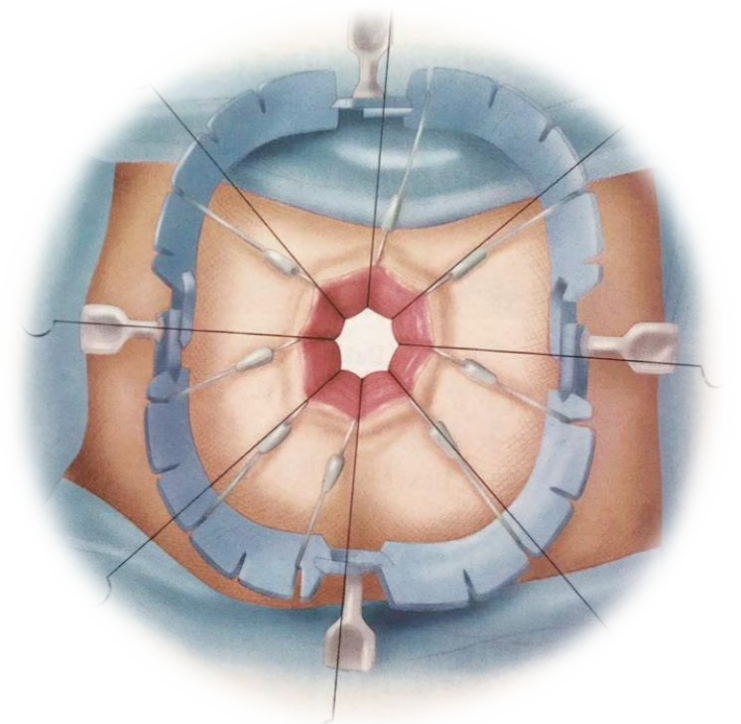
The retractor system operates manually with self-locking function. It consists of a retractor ring, movable screws and retractor hooks.



Applications

Apply to temporarily separate tissues or anatomical structures to increase exposure of internal tissue or organ in surgical field.

- 01 Simple to use
Only three steps to finish.
- 02 Meet various surgical demands
- 03 Self-retention design
Free up surgeons' hands.
- 04 The marble hook can be more effectively fixed, prompting and not easy to slide.

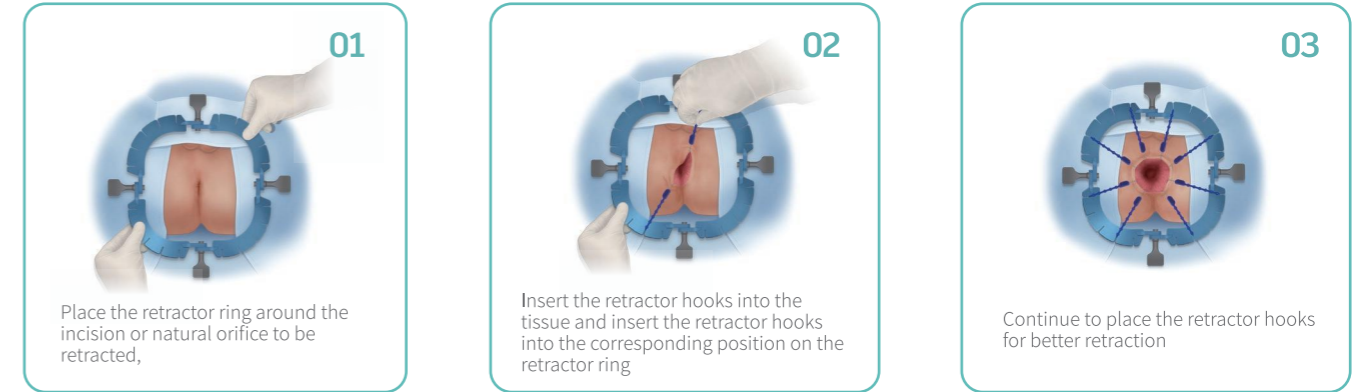


Application Departments

- 01 WZRR-A-A applicable to gynecology, head and neck surgery.
- 02 WZRR-A-B applical to otolaryngology surgery.
- 03 WZRR-A-C applical to thyroid, breast, plastic surgery.
- 04 WZRR-A-D applical to anorectal,rectal, general,gynecology.
- 05 WZRR-A-E applicable to gynecology,male urology.
- 06 WARR-A-F applical to thyroid, urology surgery.
- 07 WZRR-A-G applicable to general surgery, head and neck surgery.
- 08 WZRR-A-H applical to gynecology, urology surgery.



Product Demo



Order Information

PRODUCTS	MODELS
Retractor Ring	WZRR-A-A
	WZRR-A-B
	WZRR-A-C
	WZRR-A-D
	WZRR-A-E
	WZRR-A-F
	WZRR-A-G
	WZRR-A-H
Retractor Hook	WZRR-P1-S-1
	WZRR-P2-S-1
	WZRR-P3-L-1
	WZRR-P1-L-1
	WZRR-P2-L-1
	WZRR-P3-L-3
	WZRR-P3-L-4
	WZRR-P1-S-2
	WZRR-P1-L-2

*In the model "WZRR-P1-L-1", "P1" indicates hook' s type, "L-1" indicates retractor' s size and the number of claws.
 *OEM services are available.

DISPOSABLE SAMPLE RETRIEVAL BAG

Product Advantages



01 Detachable handle
Convenient to separate the handle and rod and ergonomically designed handle makes it comfortable for pushing and pulling.



02 Material
The TPU material bag is soft and transparent. Ni-Ti metallic rim enables bag to open automatically, quickly and completely.



03 Retrieval bag
The retrieval bag can be opened automatically, quickly and completely and it also can be opened closed repeatedly.



Applications

Procedural Applications Facilitates a wide range of laparoscopic procedures: Cholecystectomy, Oophorectomy, Appendectomy, Nephrectomy, Splenectomy, Sleeve, Gastrectomy.

APPLICABLE DEPARTMENT


- GENERAL SURGERY
- UROLOGY SURGERY
- GYNAECOLOGY SURGERY
- THORACIC SURGERY

Order Information

MODELS	CAPACITY(ml)	DIAMETER(mm)	SHORT AXIS(mm)	LONG AXIS(mm)
WZSRB-A-40	35	40	N/A	N/A
WZSRB-A-60	80	60		
WZSRB-B-80	200	N/A	82	92
WZSRB-B-100	350		103	115
WZSRB-B-130	600		118	154

*disposable sample retrieval bag is divided into a circular bag opening (A) and an oval bag opening (B).
*We also provide re-openable 350ml retrieval bag.
*OEM services are available.

Certificate



Report Number: QP-AS2041711 **Audit Date:** 28 Dec 2020

This report is issued by Forac Technology Co., Ltd. (Made-in-China.com) and the supervising Inspectorate (SGS CSTI Standards Technical Services Co., Ltd.) to confirm that:


Company Name: Microcure (Suzhou) Medical Technology Co., Ltd.
Address: Building 1-11, No. 185, Jianggang Road, New District, Suzhou, Jiangsu, China
Product: Surgical stapler, Disposable Trocar, Single Retriever Bag, Ligasure Loop, Surgery Retractor, Wound Protector

Has been on file certified for the Following Scope of Activity:

- General Inspection
- Foreign Trade Capacity
- Product Research & Development Capacity
- Management System and Product Certification
- Producting Capacity & Quality Control
- Marketing & Customer Service
- Energy Saving and Emission Reduction
- Others

General Comments:
 Microcure (Suzhou) Medical Technology Co., Ltd. is a manufacturer with 42 employees. It was established in 2015. Located at Building 1-11, No. 185, Jianggang Road, New District, Suzhou, Jiangsu, China. The company occupies an area of about 2,400 square meters. The firm passed ISO 14001:2015 certification and obtained CE certificate. Microcure (Suzhou) Medical Technology Co., Ltd. has successful foreign trading experience in North America, South America, Europe, Southeast Asia, Middle Africa.

Sign for and on behalf of
 SGS CSTI Standards Technical Services Co., Ltd.



EC Certificate
 Full Quality Assurance System
 Directive 90/269/EEC on Medical Devices (MDD), Annex II (Marking II)
 Directive 93/42/EEC Rev. 03

No. Q1 102064 0002 Rev. 00

Manufacturer: Microcure (Suzhou) Medical Technology Co., Ltd.
 1-11, No. 185, Jianggang Road
 215000 Suzhou, Jiangsu, China
 PEOPLE'S REPUBLIC OF CHINA


Product Category(ies): Disposable circular stapler, Disposable hemostatic stapler, Disposable disposable linear cutter stapler and reloads, Disposable linear stapler, Disposable linear cutting stapler, Disposable endoscopic linear cutter stapler and reloads, Disposable linear stapler, Disposable skin stapler, Disposable staple reload bag, Disposable ligasure loop, Disposable incision protection sleeve

The Certification Body of TÜV SÜD Product Service GmbH declares that the aforementioned manufacturer has implemented a quality assurance system for design, development and final production in accordance with the requirements of the CE Marking and is subject to periodic surveillance. The marking of products is checked on an additional Annex II (Marking) basis. See also other marks.

Report No.: 594932901
Valid from: 2020-01-15
Valid until: 2024-09-28

Date: 2020-01-15
 [Signature]
 Christoph Duda
 Head of Certification/Notified Body

Page 1 of 2
 TÜV SÜD Product Service GmbH - Certification Body - Heilbronnstr. 61 - 70372 Stuttgart - Germany



Certificate
 No. QS 102064 0001 Rev. 01

Holder of Certificate: Microcure (Suzhou) Medical Technology Co., Ltd.
 1-11, No. 185, Jianggang Road
 215000 Suzhou, Jiangsu, China
 PEOPLE'S REPUBLIC OF CHINA

Certification Mark: [TUV SUD Logo]

Scope of Certificate: Design, Development, Production and Distribution of Disposable sterile circular stapler, Disposable sterile hemostatic stapler, Disposable sterile endoscopic linear cutter stapler and reloads, Disposable sterile disposable linear cutter stapler and reloads, Disposable sterile linear stapler, Disposable sterile linear cutting stapler, Disposable sterile staple reload bag, Disposable sterile skin stapler, Disposable sterile ligature loop, Disposable sterile incision protection sleeve, Disposable sterile trocar, Disposable sterile surgery retractor system.

The Certification Body of TÜV SÜD Product Service GmbH certifies that the company mentioned above has established and is maintaining a quality management system, which meets the requirements of the listed standards. All applicable requirements of the testing and certification regulation of TÜV SÜD Group have to be complied with. For details and certificate validity see: www.tuv.com/certification/qs

Report No.: 5942137801
Valid from: 2020-10-20
Valid until: 2025-10-19

Date: 2022-10-13
 [Signature]
 Christoph Duda
 Head of Certification/Notified Body

Page 1 of 2
 TÜV SÜD Product Service GmbH - Certification Body - Heilbronnstr. 61 - 70372 Stuttgart - Germany

中华人民共和国
 PEOPLE'S REPUBLIC OF CHINA
 医疗器械产品出口销售证明
 CERTIFICATE FOR EXPORTATION OF MEDICAL PRODUCTS

证书编号: 证书编号自 20220804 号
 Certificate No.: 202208040004

产品名称: 见附件
 Product (s): See Attachment

制造商: 见附件
 Manufacturer: See Attachment

生产企业: 见附件
 Manufacturer: Microcure (Suzhou) Medical Technology Co., Ltd.
 生产地址: 江苏省苏州市工业园区
 Address of manufacturer: No. 185, Jianggang Road, Suzhou, Jiangsu, P.R. China
 生产许可证编号: 苏食药监注(2020)第 188 号
 Manufacturing License No.: SC1090302000000

兹证明上述产品已提供在中国生产和销售。
 This is to certify that the above products have been registered to be manufactured and sold in China.

证明有效日期至: 2025 年 09 月 28 日
 This certification valid until: 2025-09-28

备注:
 Remarks:

1/5



In perfection we believe

microcure

DISPOSABLE LINEAR STAPLER

Applications

To suture incision or open end in digestive tract recreation surgery or viscera resection.



Applicable departments

Applicable for gastrointestinal surgery.

Product Advantages

- 01 B-shape Staple
Reduce the risk of postoperative bleeding.
- 02 Narrower design
Reduce the risk of causing damage to peripheral tissue in surgery.
- 03 Reset button
Make operation easy and efficient.
- 04 Reloads
with a broad range of models meet various surgical requirements.
- 05 Convenience
Combination between manual and automatic operation along with corresponding sounds.



Order Information

MODELS	STAPLE DIAMETER(mm)	STAPLE HEIGHT(mm)	STAPLE AMOUNT	COLOR OF RELOADS
WZLS-A-30L	0.28	3.8	13	blue ■
WZLS-A-30H	0.28	4.5	13	green ■
WZLS-A-45L	0.28	3.8	19	blue ■
WZLS-A-45H	0.28	4.5	19	green ■
WZLS-A-60L	0.28	3.8	25	blue ■
WZLS-A-60H	0.28	4.5	25	green ■
WZLS-A-90L	0.28	3.8	39	blue ■
WZLS-A-90H	0.28	4.5	39	green ■
WZLS-P1-30H	0.28	4.5	13	green ■

*OEM services are available.