

### Our mission

Reassure the Guardians of Life

### Our vision

To become an excellent international brand in the health industry

### Our values

Customer first, talent-oriented, striving to surpass, prepared for danger in times of peace



## CONTACT US

HEFEI MT MEDICAL CO.,LTD.

[www.mt-medical.com](http://www.mt-medical.com)

+86 18955132376    +86 0551 62842383

[info@mt-medical.com](mailto:info@mt-medical.com)

The economic and development zone, Anhui, China

IF YOU ARE INTERESTING, PLS CONTACT US



[www.mt-medical.com](http://www.mt-medical.com)

## MT MEDICAL FACTORY

ONE-STOP SERVICE  
OEM/ODM Manufacturer



# COMPANY PROFILE & CERTIFICATE OF HONOR



specialize in OR & ICU ROOM SOLUTIONS, such as Imaging Operation Table, Operation Lamp, Ceiling pendant, Hospital bed, Medical Stretcher, Medical Trolley, X-ray Film Viewer and Hospital Furnitures.

Factory is established in 1998 year, and There are workshops with 100000 square meters and now our hospital bed achieved full Automatic production lines, so monthly production is more than 10000 units

Our products were sold to the middle east, Southeast Asia, the Commonwealth of the Independent States, Africa, South America and some European markets.

The products were approved by CE, FDA, FSC, TUV Test Report, ISO13485.

# PICTORIAL CATALOGUE

Product  
INTRODUCTION

■ 1	Operating Lamp	.....	01
■ 2	LED Exam Lamp	.....	11
■ 3	Portable Exam Light	.....	16
■ 4	Electric Operating Table	.....	23
■ 5	Ophthalmology Operating Table	.....	33
■ 6	Hydraulic Operation Table	.....	35
■ 7	Operating Table Accessories	.....	38
■ 8	Obstetric Table	.....	39
■ 9	Delivery Exam Bed	.....	44
■ 10	OR ICU CCU NICU Pendant	.....	45
■ 11	Bedhead Unit	.....	62



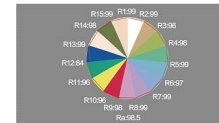




Parameters	700 head	700 head
Illumination Intensity (lux)	40000 ~ 160000Lux	40000 ~ 160000Lux
Color Temperature (K)	3000 ~ 5000	3000 ~ 5000
Color Rendering Index(Ra)	≥98	≥98
Special Color Rendering Index(R9)	≥98	≥98
Special Color Rendering Index(R13/R15)	≥99	≥99
Diameter of Light Spot (mm)	120-350	120-350
Illumination Depth (mm)	≥1500	≥1500
Lamp Head Power(VA)	180	100
LED Service Life(h)	≥60000Hour (s)	
Global Voltages	100-240V 50/60Hz	

Item	HD Camera Parameters
Resolution(Horizontal x Vertical)	2,000,000(1080 x 1920)
Electronic Shutter	1/50~1/10, 000s
Exposure Mode	Auto compensation
White Balance	Auto(3,000° K~8,000° K)
Optical Lenses	10x Optical Zoom
Horizontal resolution	1000TVL

Item	4K Camera Parameters
Resolution	800M/4K 20X optical zoom
Sensor	800M/4K Msrar + 1/2.8 Sony MX415
Video processing	H265/H264 video coding, Support dual stream, AVI and stream 0.1M-6Mbps
Lens	20X Zoom 4.7^96mm zoom lens
Intensity	Color 0.01Lux@F1.2, Black & White 0.001Lux@F1.2
Video output	800734k(3840x2160)
Communication mode	wireless
Wireless transmission	Supports long-distance transmission of extremely clear images
Lens magnification	Support PELCO (D) TCP Baud rate 9600
Protocol	Support ONVIF, RTSP



### Excellent color rendering index

Scientific way of color rendering index Ra≥98, R9≥98 enables doctors spot the small bleeding spot clearly R13 and R15≥99, can better restore different skin colors



### LED LCD touch control screen

- Lighting Compensation Function
- Power On Timing Display
- Full Brightness Lighting Mode
- Continuously adjustable illumination
- Adjustable light spot
- Adjustable color temperature
- Dual Lamp Mutual Control
- Built-in camera function adjustment
- Memory function
- Parameter customization function
- Intelligent Fault Code Feedback




### High precision sensor

Ensure excellent stability in complex environments, and automatically compensate the shadow illumination through advanced photoelectric technology




### Endoscope and eye protection dual mode

Selected according to different usage scenarios



### Intelligent and uniform light spot control

The light spot stacking technology of triplet lens module realizes spot size change without changing light intensity



### Color temperature adjustable

The color temperature adjustable in five levels, according to the different parts of the tissue to adjust the color temperature; The High color temperature, can improve the visual resolution of the tissue; The Low color temperature, can relieve visual fatigue caused by long surgery



**YDE700/500 D type**

Specification	Datas	
Technical Parameters	700 LED head	500 LED head
Diameters	700mm	500mm
Illuminance	160000Lux.	140000Lux.
illumiance adjustable range	25% -100%	
K Color Temperature	3500-5500K	
CRIRA	95	
Red redictive index(Rg)	≥90	
Spot Diameter	350 mm	160 mm
Illumination Depth	140cm	120 cm
Focus mode	Manual	
Power Supply	220V,50HZ	
Lamp Beads Power	1W* 176N	1W *96N
The average life of the lamp bead	50,000 Hours	
Lowest installation height	2.8M-3.1M	
UPS	Optional	
Camera system	Optional	

Model
YDE-700/500 D type
YDE-700 D type
YDE-500 D type



Mobile LED Operation lamp



**YDE700/700 C type**

Parameters	700 head	700 head
Illumination Intensity (lux)	40000 ~ 160000Lux	40000 ~ 160000Lux
Color Temperature (K)	3000 ~ 5000	3000 ~ 5000
Color Rendering Index(Ra)	≥98	≥98
Special Color Rendering Index(R9)	≥98	≥98
Special Color Rendering Index(R13/R15)	≥99	≥99
Diameter of Light Spot (mm)	120-350	120-350
Illumination Depth (mm)	≥1500	≥1500
Lamp Head Power(VA)	180	100
LED Service Life(h)	≥60000Hour (s)	
Global Voltages	100-240V 50/60Hz	

Model
YDE-700/700 C type
YDE-700 C type
YDE-700 C type

Item	HD Camera Parameters
Resolution(Horizontal x Vertical)	2,000,000(1080 × 1920)
Electronic Shutter	1/50-1/10, 000s
Exposure Mode	Auto compensation
White Balance	Auto(3,000° K-8,000° K)
Optical Lenses	10x Optical Zoom
Horizontal resolution	1000TVL

Item	4K Camera Parameters
Resolution	800M/4K 20X optical zoom
Sensor	800M/4K Msrarr + 1/2.8 Sony MX415
Video processing	H265/H264 video coding, Support dual stream, AVI and stream 0.1M-6Mbps
Lens	20X Zoom 4.7*96mm zoom lens
Intensity	Color 0.01Lux@F1.2, Black & White 0.001Lux@F1.2
Video output	800734k(3840x2160)
Communication mode	wireless
Wireless transmission	Supports long-distance transmission of extremely clear images
Lens magnification	Support PELCO (D) TCP Baud rate 9600
Protocol	Support ONVIF, RTSP



Single Dome LED operation lamp





YDE-700/500 A type

Specification	Datas	
Technical Parameters	700 LED head	500 LED head
illuminance adjustable range	25%-100%	
K Color Temperature	4000-5000K	
CRIRA:95	R9 :90	R13:92
50% Spot Diameter (D50)	150mm	120mm
10% Spot Diameter (D10)	280mm	230mm
Illumination Depth	140 cm	120 cm
Ultraviolet light irradiance within 400nm wave length	0.002W/m <sup>2</sup>	
Temperature at surgeon's head	≤2°C	
Focus mode	Manual	
Power Supply	220V,50HZ	
Lamp Beads Power	1W*60N	1W*45N
The Average Life Expectancy H Lamp Beads	50,000 Hours	
Lowest installation height	2.8M-3.1M	

Model
YDE-700/500 A type
YDE-700 A type
YDE-500 A type



Mobile LED Operation lamp



YDE700/700 F type

Specification	Datas	
Items	700 LED head	700 LED head
Illuminance	160000Lux.	160000Lux.
Color Temperature	3600-5500K(±500K)variable	
Color-RenderingIndex (Ra)	≥95	≥95
R9	≥95(±5)	R13:≥92
Power of Bulb	1W*80N	1W*80N
50% Spot Diameter (D50)	150 mm	150 mm
10% Spot Diameter (D10)	280 mm	280 mm
Illumination Depth	140cm	140 cm
Illuminance Adjustable Range	25%-100%	
Ultraviolet light irradiance within 400mm wave length	≤0.006W/m <sup>2</sup>	
Focus System: manual or electric	(optional, but price is different)	
Voltage	220V	220V
Frequency	50HZ	50HZ
Input Power	100w	80w
Temperature at surgeon's head	≤1°C	
The Average Life Expectancy H Lamp Beads	100, 000 Hours	

Model
YDE-700/700 F type
YDE-700 F type



Mobile LED Operation lamp



**YDE-700/500 E type**

Specification	Datas	
Items	700 LED head	500 LED head
Illuminance	160000Lux.	160000Lux.
Illuminance adjustable range	25%-100%	
Color Temperature	3600-5500K(±500K)	
CRIRA: ≥95	R9: ≥90	R13: ≥92
50% Spot Diameter (D50)	150 mm	120 mm
10% Spot Diameter (D10)	280 mm	230 mm
Illumination Depth	140cm	120 cm
Ultraviolet light irradiance within 400mm wave length	≤0.006W/m <sup>2</sup>	
Temperature at surgeon's head	≤1°C	
Focus System: manual or electric	(optional, but price is different)	
Power Supply	220V, 50HZ	
Lamp Beads Power	1W* 60N	1W* 45N
Input Power	100W	80W
The Average Life Expectancy H Lamp Beads	100, 000 Hours	
Lowest installation height	2.8 M	

Model
YDE-700/500 E type
YDE-700 E type
YDE-500 E type



Mobile LED Operation lamp



**YDE-700/500 G type**

Model
YDE-700/500
YDE-700
YDE-500

Specification	Datas	
Items	700 LED head	700 LED head
Diameter of head (mm)	740	740
illuminance	160000Lux	140000Lux
illuminance adjustable range	25% -100%	
K Color Temperature	3500-5000K	
CRIRA	95	
Lamp Beads Power	1W*72N	1W*57N
Spot Diameter	120-250mm	
Illumination Depth	≥120 cm	
Power Supply	220V, 50HZ	
Red redictive index(Rg)	≥90	
The Average Life Expectancy H Lamp Beads	60,000 Hours	
Field uniformity(D10/D50)	0.65/0.55	
Lowest installation height	2.8M--3.1M	
UPS	Optional	
Camera system	Optional	



Mobile LED Operation lamp





**LED OPERATION LAMP**  
**YDE-700/500 B type**

Specification	Datas	
Items	700 LED head	500 LED head
illuminance adjustable range	25%-100%	
K Color Temperature	25%-100%	
Color Temperature	4000-5000K	
CRIRA: ≥95	R9:90	R13:92
50% Spot Diameter (D50)	150 mm	120 mm
10% Spot Diameter (D10)	280 mm	230 mm
Illumination Depth	140cm	120 cm
Ultraviolet light irradiance within 400mm wave length	0.002W/m <sup>2</sup>	
Temperature at surgeon's head	≤2°C	
Focus mode	Manual	
Power Supply	220V,50HZ	
Lamp Beads Power	1W* 60N	1W* 40N
Input Power	100W	80W
The Average Life Expectancy H Lamp Beads	50, 000 Hours	
Lowest installation height	2.8M-3.1M	

Model
YDE-700/500 B type
YDE-700 B type



Mobile Operation lamp



**YDZ700/500 H type**

Specification	Datas	
Items	700 LED head	500 LED head
illuminance	16000Lux.	16000Lux.
illuminance adjustable range	25%-100%	
Color Temperature	3600-5500K(±500K)	
CRIRA: ≥95	R9:≥90	R13:≥92
50% Spot Diameter (D50)	150 mm	120 mm
10% Spot Diameter (D10)	280 mm	230 mm
Illumination Depth	140cm	120 cm
Ultraviolet light irradiance within 400mm wave length	≤0.006W/m <sup>2</sup>	
Temperature at surgeon's head	≤1°C	
Focus System: manual or electric	(optional, but price is different)	
Power Supply	220V,50HZ	
Lamp Beads Power	1W* 60N	1W* 45N
Input Power	100W	80W
The Average Life Expectancy H Lamp Beads	100, 000 Hours	
Lowest installation height	2.8 M	

Model
YDZ700/500
YDZ700
YDZ500D



Mobile Operation lamp



YDE300 Portable LED examination light is an invaluable and cost effective tool. It has been specifically designed for minor procedures under local anaesthetic in health centres, GP surgeries and outpatient departments

**FEATURE**

- The use of multiple LED's provides a high, and even light intensity throughout the entire viewing area to reduce eye strain
- A concise and self-explanatory 3 button control system on the lightthead itself
- Balanced arms for one touch adjustment and a great range of movement
- Ideal for minor surgery and gynaecological procedures
- Removeable, Autoclavable Handle

**YDE300**

Specification	Datas
Illuminance	80,000Lux
Color temperature	4,500K±500K variable
Color rendering index(Ra.)	≥90
Spot diameter(d50)	80mm
Spot diameter(d10)	150mm
Depth of illuminance	80cm
Power of bulb(W)	1WxN20
Input Power	50W
LED service life	100,000hours
Voltage	220V 50Hz
Backup battery	Optional



**YDK5 CEILING LED EXAM LIGHT**

Specification	Datas
Light source component	LED cold light source
Number of lamp beads	30
Illumination range	30,000-160000lux
Adjustment mode	No pole adjustment
Color temperature range	3700K-5000K
Color rendering index	≥90
Spot diameter	Manually adjustable
LED service life	≥ 80,000 hours
Input power	AC220V±10%
Input power	50W±10%
Material	Steel spray + acrylic
Package size	1070x660x240mm



**YDK5 PORTABLE LED EXAM LIGHT**

Specification	Datas
Light source component	LED cold light source
Number of lamp beads	30
Illumination range	30,000-160000lux
Adjustment mode	No pole adjustment
Color temperature range	3700K-5000K
Color rendering index	≥90
Spot diameter	Manually adjustable
LED service life	≥ 80,000 hours
Input power	AC220V±10%
Input power	50W±10%
Material	Steel spray + acrylic
Package size	1070x660x240mm





**YDE12** LED EXAM LIGHT

Specification	Datas
Light Intensity	>78,000Lux @ D=50cm / >40,000 Lux @ D=100cm
Control System	4 steps of brightness & 2 steps of color temperature touch control
Diameter of Light Spot	100-200mm @ D=50-100cm
Light source	10 individual LEDs and optical lens
LED life span	>50,000 hours
Color Temperature	2800K-4500K (standard) / 3800-5500K (option)
Color Rendition Index	Ra 93
Color Rendition Index Red Color R9	90
Input Connected Load	100-240V 50/60MHz
Power consumption	12W
Class of Protection	Class II
Camera	Optional
Emergency Power Supply	Optional
Mounting Options	Ceiling, Mobile, Desk, Wall & Rail.



With the highest R9 red color rendition, It provides optimum visualisation of red tissues. It improved recognition of subtle distinctions in tissues. Alluminium spring arm with spray-coating metal mobile, multi- option of ceiling mounted, or universal wall mounted version for maximum installation flexibility.

**YDE270** LED EXAM LIGHT

Specification	Datas
Material	Cold rolled steel base
Size	47-47cm
4 medical silent casters	(2 with brake and 2 without brake)
Storage cart basket	1
Lifting mode	Top wire type
Packaging	Individual packaging
Brightness	Adjustable
Height	2.2m
Working voltage	220V/60A
Luminous Angle	10°
Color temperature white	6000k
Warm light	3000K
Explicit reference	80Ra
Illumination	6000-7000m(30,000-140000lux)
Power	10x 7W
Best use model	80cm-100cm



**YDE280** LED EXAM LIGHT

Specification	Datas
Diameter of light head (mm)	2400
Max Illumination 1m (lx)	50000
Max Illumination 0.5m (lx)	45000
Color - Rendering index CRI(Ra)	95
Illuminance adjustment range (lx)	10-100%
Color temperature (k)	3000/4000/5000
Light field diameter (mm)	180
Irradiance Ee/Ec (mw/m <sup>2</sup> lux)	3.4
Radiation power (w/m <sup>2</sup> )	180
Voitage (v)	DC24
Power (w)	13



LED EXAM LIGHT **YDE180B**

Specification	Datas
Rated voltage	AC90-240V, 50Hz-60Hz
Input power	≤50VA
Bulb power	LED 3W*7
Bulb color temperature	4000-5000K
Bulb life	≥50000h
Center illumination	≥20000Lux
Net weight	8.2 KG
Packing size	980×440×170mm



**YDE150** LED EXAM LIGHT

Specification	Datas
Power	30W LED
Illumination	80000LX
Color temperature	5500-6000K
Switch	Integrated manual / infrared sensor switch / knob stepless switch
Power supply	110V-240V
The lamp arm	360° rotation, the upper and lower angle is greater than 30°, the position is free to push and pull
Weight	Vertical 18KG / wall 7KG / ceiling 8KG



**YDE200C** LED EXAM LIGHT

Specification	Datas
Illuminance	≥40,000 lx
Color Temperature	5,000±500 K
Bright Adjustable	0-max
Teperature of Work Area	≤2° C
Life of Bulb	50,000 h
Voltage	AC
Input Power	36 W



**YDE200C** LED EXAM LIGHT

Specification	Datas
Illuminance	≥40,000 lx
Color Temperature	5,000±500 K
Bright Adjustable	0-max
Teperature of Work Area	≤2° C
Life of Bulb	50,000 h
Voltage	AC
Input Power	36 W

- 1.using the LED lamp as the light source, energy saving and environmental protection, elegant fashion design.
2. lamp holder is provided with a handle and a brightness control knob, the use is more convenient.
3. lamp on arbitrary curved, 200mm height adjustment. The base is equipped with two wheels, easy to move, the porous design, consisting of 12 LED beads.
4. wide voltage, suitable for all countries. Light bulb power 36W energy efficient.
5. It is suitable for outpatient department, Department of Stomatology, Department of gynaecology, Department of general surgery, Department of Ophthalmology and other departments of the examination or operation of the lighting.



**YDE180D**

Specification	Datas
Power	7*3 W LED
High color temperature	Temperature is low
Light brightness	Adjustable
Voltage	AC90-240V
Bulb Power	LED 7*3W
C.T.	5500±500K
Illumination	50000lx
Life	50000h



**YDE200** PORTABLE EXAM LIGHT

Specification	Datas
Bulb	LED
Illumination(Lx)	≥50000
Power Supply Voltage	AC 220V/50-60Hz(110V/60Hz custom made)
Rated Power of Bulb	3,2V/1W
Lamp Head Diameter	180mm
Emergency Time	- / ≥6 hours (optional)
Bulb	Tungsten halogen bulb
Illumination(Lx)	≥50000
Color Temp(K)	4000±500
Power Supply Voltage	AC 220V/50-60Hz(110V/60Hz custom made)
Rated Power of Bulb(24V)	50W
Lamp Head Diameter	180mm
Emergency Time	- / ≥2 hours (optional)





**YDE-E LED EXAM LIGHT**

Specification	Datas
Cap diameter (mm)	82
Maximum illumination (lx)	20000(1m) 60000(0.5m) ±5%
Color rendering index CRI(Ra)	≥95
Illumination adjustment range (lx)	200 ~ 20000(1m) 1000 ~ 60000(1m)
Color temperature (K)	4000K ±200K
Spot size (mm)	240mm(1m) 160mm(0.5m) ±5%
Spot uniformity (D10/D50)	≥0.6
Irradiance Ee/Ec(MW/m²ux)	≤3.6
Radiated power (w/m²)	<200
Life	>60000h
Voltage (V)	220V/50Hz
Power (W)	10



**YDE-D LED EXAM LIGHT**

Specification	Datas
Bulb	Led
Focus Diameter	100mm
Power	3W
Lamp Holder Diameter	75mm
Color Temperature	4500±200K
Lamp Lifetime	20000h
Illuminance(50cm)	16000Lux
Net Weight	4kg
Infrared Absorption Rate	100%
Color Rendering Index	Ra≥95

**YDE-11 LED EXAM LIGHT**

Specification	Datas
Specifications	Steel base
5 silent pulleys	(2 brakes and 3 no brakes)
Hose length	50cm
Debugging panel	8.57.5cm
Storage basket	24.5*14.5cm
Lower rod length	66cm
Base diameter	50cm
Caster diameter	7.5cm
Lifting mode	Knob
Material: Aluminum overall height	1.3-1.9m
Lens material	Acrylic
Input voltage 110V-220V	Output voltage 24V-36V Power 25W
Color rendering index	92-95
Lumens	2300ML-2600ML
Illumination	8200-62000Lux



**YDE-J LED EXAM LIGHT**

Specification	Datas
Rated Voltage	AC180-260V
Current	600MA/W±5%
Power	7*3W(21W)
Light Source	LED×7pcs
Life	50000h
Light Holder Size	Diameter 88.5mm
Color Temperature	6000~6500K
Material	sainless steel base
Lifting Method	Rotary
Specification	Bottom tube 25, inner hose 19
Performance	Switch control box
Height	110mm
Light Intensity	1280LM
Lamp Beads	United States Preh

## LED EXAM LIGHT

### YDE-A LED EXAM LIGHT

Specification	Datas
Usually	AC
It can also be DC	Which can last for 4 hours if in the state
High color temperature	Temperature is low
Brightness	Adjustable
Voltage	AC90-240V
Bulb Power	LED 9W
C.T.	5500±500K
Illumination	40000lx
Life	50000h



### YDE-B LED EXAM LIGHT

Specification	Datas
Rated voltage	AC90-240V 50Hz-60Hz
Lamp power	LED 5W
Bulb color temperature	4000-5000K
Lamp life	50000h
Illumination [200]	16000Lux
Net weight	1.3KG
Height	710mm-1170mm
Plug-in hole diameter	φ 20.3mm
Net weight	1.74Kg
Chassis size	φ 490mm



### YDE-F LED EXAM LIGHT

Specification	Datas
Rated voltage	AC90-240V 50Hz-60Hz
Light source information	LED 5W
Working distance	400mm
Product color temperature	3800-5000K
Maximum illumination	16000Lux(200mm)
Net weight	1.3KG
Packing size (fixture)	600*120*260mm
(Landing)	845*215*155mm
Packing material	Carton



## LED EXAM LIGHT

### YDE-H LED EXAM LIGHT

Specification	Datas
Material	Steel base
Premium quiet wheels	Four
Lifting mode	Top wire knob
Height	1.1m-1.8m
Packing	1 set/box
Brightness	Not adjustable
Voltage Working voltage	220v/60A
Color temperature	6000-6500k
Power	7w
Useful life	30,00hours



### YDE10 LED EXAM LIGHT

Specification	Datas
Illuminance	320(1m)
Voltage	AC180-265V
Color redex	≥85
Color temperature	6000-6500K
Power	35W*1
Life hour	30000h
Height adjustment	1.1-2.1m

### YDE-C LED EXAM LIGHT

Specification	Datas
Material	Stainless steel base
Silent pulleys	Four
Lifting mode	Screw knob
Height	1.1m-1.8m
Packing	1 set/box
Brightness	Not adjustable
Working voltage	220v/60A
Color temperature	6000-6500k
Power	7W
Life	30000 hours





## YDE-G LED EXAM LIGHT

Specification	Datas
Rated Voltage	110-240V 50/60Hz
Rated Power	10W
Illuminance	> 78000 Lux D=750px > 60000 Lux D=1250px > 20000 Lux D=2500px
Spot Diameter(mm)	90mm D=750px 120mm D=1250px 200mm D=2500px
Light Source	LEDx7pcs
Light Arm	134cm spring arm
Life	≥50000h
Light Holder Size	Diameter 89mm
Color Temperature	4800-5500K
Dimming Method	Button control
Control Switch	The lamp holder has a control panel
Style	Mobile stand, wall mount, clip rail, clip table
Battery	Optional



## YDE-L LED EXAM LIGHT

Specification	Datas
Argument	Base diameter 48cm
Lamp shade	Diameter 20cm(anti-hot)
Support	45cm universal hose
Height adjustable light line	150cm long
Bulb	Optional incandescent bulb, infrared bulb
Lifting mode	knob type



## YDK EXAM LIGHT

Specification	Datas
Size	1000-1600mm
Power	220V±10% 50HZ
Illumination	20000LX
Color Temperature	3500±500K(yellowish light)
Rated Power of Bulb	25W 24V
Diameter(mm)	130
Lamp Holder	75°adjustment
Structure	There is a foot switch on the base. Power indicator display and double fuses for protection.

## YDE-K LED EXAM LIGHT

Specification	Datas
Material	Base stainless steel
Silent pulleys 5 diameter 56cm wheels diameter 6cm	(2 brakes, 3 no brakes)
Dimming configuration	The intensity of dimming can be adjusted
Lifting mode	Top type
Packing	1 set individually packed 6 sets/each
Material	Aluminum lens material: acrylic
Operating voltage	AC180-260V
Working current	300MA/W±5%
Power	123W
Chip	American PRy
Color temperature range	2800-6500k
Luminous Angle	5"
Product specification	Diameter 140mm
Light intensity	2200LM(9300-35000Lux)

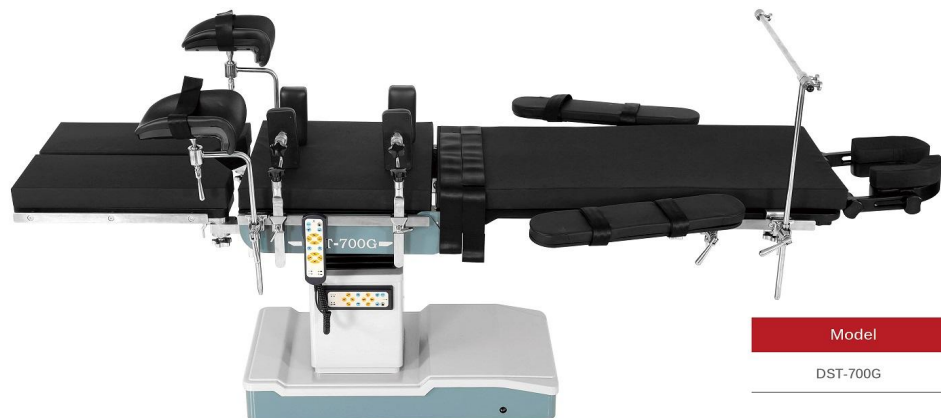


## YDE-I LED EXAM LIGHT

Specification	Datas
Light Intensity	2160 lumens
Size of Lamphead	260(L)×230(W)×29(T)mm
Light Source	36 LEDs,option 395nm UV light(wood light)
Light Life Span	50000 hours
Color Temperature	variable 3200K-6000K(standard)
Control System	Brightness(10steps)/temperature control on the lamphead
Input Connected Load	DC 12V,2000mA
Power Consumption	12W
Magnifier	Combinated 5x and 10x
Diameter of Magnifier Len	127mm
Class of Protection	Class II
Mounting Options	Ceiling Mobile,Desk,Wall&Rail
Emergency Batter	Option







**Model**  
DST-700G

DST-700G Electric orthopedic navigation image operation table, for the expansion of minimally invasive treatment to improve surgical accuracy with modern medical diagnostic imaging technology, stereotactical designed. and product design ergonomic characteristics of human anatomy, application of modern technology and user-friendly design philosophy, can meet the requirements of neurosurgery, spinal surgery, ENT, plastic surgery, radiosurgery and 3D imaging. The operation table adopts the imported micro-motor, with electrical gear mesh mechanism structure instead of the traditional hydraulic transmission. The table top adopts the carbon fibre material, with low x-ray absorption, reduces the radiation damage of x-ray to the patients and paramedic. 1150mm length for table top without metal (full carbon fibre), meet the requirement for 3D and 360° X-ray photograph of orthopedics navigation systems



Orthopedic traction rack operating table

### DST-700G

Specification	Datas	
Bed panel size(Carbon fibre)	(2400*530)±10mm	One keep reset function
Max Height	1000±20mm	Battery Optional
Min Height	700±20mm	Standard accessories
Route of longitudinal movement	280±20mm(Electric)	Y-001 Mattress
Head tilt angle	25°±2°(Electric)	Y-002 Controller
Foot tilt angle	25°±2°(Electric)	Y-003 Lateral support
Left side leaning angle	21°±2° (Electric)	Y-004 Carbon fibre arm support
Right side leaning angle	21°±2° (Electric)	Y-005 Fixed belt
Back section up	65°±2° (Electric)	Y-006 Anaesthesia screen
Back section down	20°±2° (Electric)	Y-007 Leg support
Leg section up	35°±5° (manual)	Y-008 Carbon fibre head frame
Leg section down	90°±5° (manual)	Y-008 Detachable edge rail
Head section up	45°±5° (manual)	P-001 Lock block/ clamping block
Head section down	90°±5° (manual)	
Bed body locking	Electric	
Power supply (dual purpose)	AC:220V 50Hz 300VA /DC:24V	
Net weight	300kg	
Bed panel X-ray attenuation coefficient(Optional)	≤0.44 mm AL	



**Model**  
JR-9000

### JR-9000

JR-9000 Catheterization table, adopt the advanced electric, mechanic transmission technology, full carbon fibre table top, specially design for various movable medium, small C-arm to imaging of the Cardiovascular, peripheral-vascular, catheterization vascular ang Jography and DSA. The product conform the features of logical structure, easy control, graceful outlook and the function is advanced and achieved the quality of Jatanational. According to the clinical practice, it is confirmed as the best quality products in China.

Specification	Datas
Table board material	carbon fibre
Whole length	2500±10mm
Length of radiolucent board	1750±10mm
Length without metal inspection	1200±5mm
Whole width	685±5mm
Width of radiolucent board	465mm
Thickness	40mm
X-ray absorption coefficient (aluminium equivalent)	≤0.44mmAL
Max.loading	240kg
Horizontal movement	manual
Locking device	electromagnetic locking
Longitudinal movement	manual
Move route	250±20mm
Locking device	electromagnetic locking

Specification	Datas
Max.head protract	1880±20mm
Max.foot protract	1050±20mm
Vertical movement	Electric
Min.Bed height from the ground	750±20mm
Max.Bed height from the ground	1100±20mm
Move route	350±20mm
Average velocity	8mm/s
Table body locking	Electric
Big Four direction wheel	free moving
Inner configurate DC24V	Panasonic lead-acid battery
Single-phase Alternating Current	220VAC 50/60Hz
Input maximum power	300VA
Protective tube	F5AL250V(5*20mm)
Standard accessories	Memory foam mattress-1 pcs Arm supports-1 pairs



Model  
DST-500

### DST-500

This type electric operation table has advantages of beautiful appearance, convenient, labor-saving operation, safe and reliable use, has the advantage of smooth action, etc.. The platform lifting, roll, tilt, before and after the lock is realized by the special motor, push-button. With the C type arm, no dead angle, parts can be disassembled, easy to use.

Product is easy to operate, strong versatility, wide application, material selection, workmanship excellent, quality reached the international level.

Head section: pneumatic auxiliary device for head plate, plate easy to operate.

Bed section: special composite material plate, X-ray high transmittance, good uniformity, meet the requirements of operation.

Mattress: Memory foam, it adopts the international popular material, streamlined appearance.

Base: thin base design, hidden castors, both to ensure enough ground contact, to ensure stable operation platform, but also can be the greatest degree of operation in the C-arm film.

Specification	Datas	Specification	Datas
Length	2050 mm	Leg board open	≥90°, detachable
Max Height	950mm	Back board fold upward	≥80°
Min Height	700mm	Back board fold downward	≥15°
Width	480mm	Left Tilt	≥20°
Reversed trendelenburg	≥25°	Right Tilt	≥20°
Trendelenburg	≥25°	Kidney bridge elevation	≥120mm
Lateral Tilt	≥20°	Power Supply	AC 220±22v, 50HZ±1HZ
Head board fold upward	≥80° detachable	Translation moving	>300mm±20mm
Head board fold downward	≥80° detachable	Battery	Optional
Up and down range	250mm	Standard accessories	Leg support-1 pairs, Arm supports-1 pairs, Shoulder and waist holders- 2 pairs, Anesthesia shelf-1 pcs
Leg board fold downward	≥90°, detachable		



Model  
DST-500B

### DST-500B

This type electric operation table has advantages of beautiful appearance, convenient, labor-saving operation, safe and reliable use, has the advantage of smooth action, etc.. The platform lifting, roll, tilt, before and after the lock is realized by the special motor, push-button. With the C type arm, no dead angle, parts can be disassembled, easy to use.

Product is easy to operate, strong versatility, wide application, material selection, workmanship excellent, quality reached the international level.

Head section: pneumatic auxiliary device for head plate, plate easy to operate.

Bed section: special composite material plate, X-ray high transmittance, good uniformity, meet the requirements of operation.

Mattress: Memory foam, it adopts the international popular material, streamlined appearance.

Base: thin base design, hidden castors, both to ensure enough ground contact, to ensure stable operation platform, but also can be the greatest degree of operation in the C-arm film.

Specification	Datas	Specification	Datas
Length	≥2100mm	Leg Section adjustable range	Up: ≥15°, Down ≥90°, Outward ≥90°
Width	550mm	Kidney bridge elevation	≥110mm
Tabletop lowest height	<700mm	Horizontal sliding	≥345mm
Elevation range	290mm	Power supply	220V 50Hz 750VA
Trendelenburg & reversed trendelenburg	>25° & >25°	Elevation Range	290mm
Lateral tilt	left ≥15° right ≥15°	Wood carton packing volume	1450×800×900mm
Head Section adjustable range	Up: ≥40°, Down ≥90°, Flexible ≥40°	MAX LOADING	240KGS
Back Section adjustable range	Up: ≥80°, Down ≥17°	G.W.	310KGS



Model  
DST-1A

### DST-1A

This type operating table is suitable for operation of any parts of human body. Besides all the functions of multi-purpose operating table, it has the unique advantages of its own. For example, the leg panel can be disassembled and easily adjusted which is excellent for urology operation, the table board can be translated by a great degree and the high strength transparent board is adopted on the table panel, which is very convenient for X ray examination; the back panel can be upforward folded, which can overcome the defect caused by translation. All the movement of the table is controlled by electric drive pusher with safety and reliability. This operating table can be matched up with the osteology support especially for C-arm.

Specification	Datas	Specification	Datas
Table size	1950x550mm	Safe bearing load	200kg
Height adjustable range	660-910mm	Back Section adjustable range	up > 70° down > 20°
Trendelenburg	> 20° ± 2°	Leg Section adjustable range	up > 45° down > 90°
Reversed trendelenburg	> 20° ± 2°	Kidney bridge elevation	> 120mm
Lateral tilt	left > 20° ± 2° right > 20° ± 2°	Power supply	220V 50Hz
Table surface Sliding range	350mm	Battery	Optional
Head Section adjustable range	up > 45° down > 90°	Standard accessories	Leg support-1 pairs, Arm supports-1 pairs Shoulder and waist holders-2 pairs, Anesthesia shelf-1 pcs



Model  
DST-III

### DST-III

DST-III, the application of modern and humanism combined with the design concept, using electric imported hydraulic transmission technology, follow the development trend of the clinical operation, meet the image observation and diagnosis of the current operation process requirements.

Product is easy to operate, strong versatility, wide application, material selection, workmanship excellent, quality reached the international level.

Fully meet the general surgery, heart, kidney, thyroid, extracorporeal circulation, head and neck, gallbladder and pleural, department of urology, department of orthopedics, department of gynaecology, rectum, spine surgical operation requirements.

### Features:

The use of electric hydraulic transmission structure, stable speed, reliable performance;

The bed panel is a transparent material, the high density memory foam;

The Lifting, translation, head and foot tilt operation driven by independent system

Imported precision linear guide rail, ensure smooth running operation bed. 304 stainless steel material, the stainless steel cover, anti glare.

The design of large casters, mobile and flexible;

There are two sets of independent electric operating system, a remote control, a bed body standby operation control panel system, ensure the operation bed can still operate reliably in the remote controller failure.

Standard accessories: Leg support-1 pairs, Arm supports-1 pairs, shoulder and waist holders-2 pairs, Anesthesia shelf-1 pcs

Specification	Datas
Table size	(2150x540) ± 10mm
Height adjustable range	Min Height: 660 ± 20mm Max Height: 1000 ± 20mm
Translation Moving	340 ± 20mm (auto)
Bed Vertical Moving	330 ± 20mm (auto)
Reversed & trendelenburg	25° ± 2° & 25° ± 2°
Leg section	Up 28° ± 2° down 90° ± 2° (auto)
Tilt	left 22° ± 2° right 22° ± 2° electric
Back Section	Up: 65° ± 2° down: 35° ± 2° electric
Head Section	Up 30° ± 2° down 90° ± 2°
Power supply	AC 220V ± 22V, 50Hz ± 1Hz
One key reset function	Optional
Wood carton packing volume	1750x750x900mm
G.W.	270KGS






Model  
DST-IIIB

The controller device lock key protecting from misoperation.  
 The table is made of penetrable X-ray material, there is cassette guide rail under the table which make radiography.  
 The table is fixed a button which can control the electric wheel to draw in and put out so that the table can be pulled easily.  
 Accessories and guide rail are made of stainless steel, polyurethane material etc.  
 The main accessory hydraulic pump and electromagnetic valve are made of imported component.  
 The mattress is made of form polyurethane, acid and alkali resistance, high emperature resistance and easy clean.  
 The head board and leg board are adopted special imported gas-spring from Germany, it's convenient operate.

Specification	Datas
Platform size	2100x520mm
Lifting height	700~1050mm
Trendelenburg/reverse	+30°/-30°
Left and right tilt angle	+20°/-20°
Leg plate adjustment angle	up15°/down90°/open180°
Back angle	+80°/-40°
Horizontal sliding	300mm

Specification	Datas
Waist bridge lifting distance	120mm
Power supply power	220V 50HZ
Lifting distance	350mm
Rated load	250kg
Battery backup	Optional
Standare accessories	1 pair X leg support, 1 pair x arm board 1 pair x shoulder holder, 1 pair x waist holder, 1 pcs hand controller, 1 set mattress



**DST-800A**

Applying the design concept of combining modern and human nature, adopting electro-hydraulic transmission technology, following the trend of clinical surgery development, and meeting the requirements of image observation and diagnosis in the current surgical process. The product has the advantages of simple operation, strong versatility and wide application. Material selection, fine workmanship, quality to reach the international level. Fully meet the general surgery, heart, kidney, cardiopulmonary bypass, thyroid, head and neck, gallbladder and chest, urology, rectum, gynecology, orthopedics, spine and other surgical requirements.

Specification	Datas
Bed length	2120mm (including head plate) X 590mm width
Tergum	570mmX Width 530mm (without side rails) 590mm (with side rails)
Seat plate	575mmX Width 530mm (without side rails) 590mm (with side rails)
Leg plate	600mmX Width 250mm (without side rails) 280mm (with side rails)
Cephalic plate	300mmX Width :500mm
Height of bed from ground	Conventional 660 mm~1000mm ±20mm
Lifting stroke	340±20 mm
Longitudinal translation stroke	300 ±20 mm
Head and foot tilt	Head tilt: 25±2° Foot tilt: 25±2°
Left and right Angle	Left tilt: 22±2° Right tilt: 22±2°
Back rake Angle	Top fold ±65°±2° Bottom fold 20±2°
Angle the leg plate up and down	Top fold 28°±2° Bottom fold 90°±2°
Leg plate outside Angle	Folding 90°±2°
Cephalic plate	Top fold: 30°±2° Bottom fold 90°±2°
Waist bridge	Rising height: 110±5mm (standard optional)



Model  
DST-800

**DST-800 NEUROSURGERY SURGICAL TABLE**

The base, lifting column cover, bed body, and side rails are all made of high-quality 304 stainless steel material, which is resistant to acid and alkali, corrosion, and easy to clean  
Controlled by computer. Can achieve one click reset, position memory function, etc  
Adopting an electric hydraulic system to drive the bed platform, lifting, front and rear, left and right, backboard, and horizontal movement.  
Legboard, brakes.  
Split type gas spring leg plate, easy to operate, can hover freely. After exchanging the head and leg plates, it can be ±1450mm, meeting the requirements of full penetration C-arm and spinal surgery.

Specification	Datas	Specification	Datas
Platform size	2100x520mm	Waist bridge lifting distance	120mm
Lifting height	605-1105mm	Rated load	360kg
Trendelenburg/reverse	+30°/-30°	Battery backup	Optional
Left and right tilt angle	+20°/-20°	Standard accessories	1 pair X leg support, 1 pair x arm board 1 pair x shoulder holder, 1 pair x waist holder, 1 pcs hand controller, 1 set mattress
Leg plate adjustment angle	up15°/down90°/open180°		
Back angle	+80°/-40°		
Head angle	+60°/-90°		
Horizontal sliding	350mm		



Model  
DST-IIA

**DST-II A**

Electric control head plate elevation, back plate up and down, tabletop lateral sliding, tabletop horizontal sliding and tabletop elevation. Leg plate is gas spring control.  
Equipped with hand remote and foot switch, easy to operate.  
Big castor and foot pedal brake design, low noise and move flexibly.  
Back up battery ensure the table work under safe voltage.  
Head plate equipped with doctor arm support, convenient for doctor doing surgery.  
Can optional equipped with doctor chair, makes the doctor more comfortable and convenient in operation.

Specification	Datas	Specification	Datas
Platform size	2080x550mm	Standard accessories	1 piece x infusion rod, 1 pair x arm board 1 set x instrument tray, 1 piece x foot switch, 1 piece hand remote, 2 ps fixing camp 1 piece mattress
Lifting height	540-740mm		
Head Plate Elevation Range	50mm		
Leg plate adjustment angle	+60°		
Back angle	+60°/-10°		
Lateral Sliding	100mm		
Horizontal sliding	300mm		

ELECTRIC CHAIR	
Specification	Datas
Chair top diameter	420mm
Minimum height	460mm(chair top)
Elevation range	140mm



**Features**

**Ophthalmological operating table**

Foot switch: several groups of different functions is convenient for operation by doctor.  
 Back plate and leg plate: adopted the foot switch that enables flexible and smooth adjustments.  
 Head plate: is easy to control by mechanical gear.

**Electric chair**

Adjustable armrest support with rotation 180°  
 Adjustable backrest in height.  
 Chair elevation(up/down): two buttons on the chair base,the doctor can be adjusted by foot.

**Chair**

Specification	Datas
Table width	≥420mm
Table minimum/lift stroke	≤460mm/≥140mm
Backrest	1
Recharger	1
Instruction	1
Product three guarantees	1

**DST-IIG**

Specification	Datas
Table length/width	≥2080/≥550mm
Table minimum/lift stroke	≤500/≥200mm
Head plate folding up/down Angle	≥45°/≥90°
Leg plate up/down fold	≥30°/≥30°
Back plate folding/folding Angle	≥45°/≥20°
Power supply voltage	220V
Power supply frequency	50Hz
Power supply capacity	1.0 kW
Shelf	2 pieces
Foot switch	1
Brine rack	A root
Operating table instruction	1
Product three guarantees	1



**DST-IIB**

It is suitable for examination, diagnosis and operation in ent department. The structure is stable. Attached special ent surgery accessories.

Specification	Datas	Specification	Datas
Bed length	2030mm	Anesthesia screen stand	1
Bed width	600mm	The doctor uses a hand rest	2
Electric height control	550-800mm	The patient uses a hand rest	1
Electric backplane regulation	0° -75°	Handheld controller	2
Manual head lift adjustment	0 - 120 mm	Material	Stainless steel base, steel spray cover, one-time mold molding seamless leather bed.
Manual head plate left and right adjustment	±45°		



**DST-II OPHTHALMOLOGICAL OPERATING TABLE**

Specification	Datas
Size	2070±20mm(headboard at the lowest),2000±20mm(headboard at the topest)
Bed surface width adjustable range	600±20mm
Head Min height adjustable range	600±20mm
Bed surface Translation moving	250±20mm
Headboard Translation moving	60±10mm
Bed Section adjustable range	front:20° back:15°
Power supply	AC220V 50Hz





Model  
3001D

### 3001D

This product is used for head, neck, thoracic-abdominal cavity, perineum and limbs and other surgical operations in hospital operating rooms, as well as obstetrics and gynecology, ophthalmology, ENT, orthopedics and other operations. The oil pump is used for hydraulic lifting, and the posture adjustment required during the operation is operated on both sides of the table.


### Features

1. It adopts manual screw drive to drive the table to move longitudinally, and can be used with C-arm to facilitate X-ray diagnosis and filming;
2. The angle adjustment of the back plate and the leg plate is assisted by gas spring servo Movement, gravity compensation, light and flexible operation;
3. The leg plate can be disassembled, abducted, and folded down, which is convenient for urological surgery;
4. The shield material is high-grade stainless steel.

### Configuration list:

1 anesthesia shield; 1 shoulder support; 1 arm support; 1 foot board; 1 support frame; 1 leg support; 1 mattress set

Specification	Datas
Overall length of the table	2100 mm
width of the table	500 mm
height adjustment of the table	750-1000mm
forward tilt	≥25°
backward tilt	≥20°
left and right tilt	≥18°
longitudinal translation	≥ 300 mm
Back panel/folding down	≥60°/≥15°
Head panel/folding down	≥45°/≥90°
Lumbar adjustment	≥120 mm
Leg panel folding	≥90°
Legs Board Abduction	≥90°



HEAD OPERATING

Model  
3008B

### 3008B

The head-operated integrated operating table is used in the hospital operating room for head, neck, thoracic-abdominal, perineum and limb surgery, as well as obstetrics and gynecology, ophthalmology, otolaryngology, orthopedics and other operations. The oil pump is used for lifting, and the position adjustment required during the operation is performed on the head of the table. The guard is made of high-grade stainless steel. The leg plates can be separated and abducted.

Specification	Datas
Overall length of the table	2050mm
Width of the table	500mm
Height adjustment of the table	750-1000mm
Forward and backward tilt	≥30°
Left and right tilt	≥20°
Back panel/fold down	≥80°/≥10°
Head panel/fold down	≥45°/≥90°
Lumbar adjustment	≥120 mm
Leg folding	≥90°
Leg abduction	≥90°

Accessories	Datas
Anesthesia shield	1 piece
Shoulder support	1 pay
Arm support	1 pay
Foot board	1 pay
Support	1 pay
Leg support	1 pay
Mattress	1 set



Model

DST-IC

**Features**

DST-IC is designed specially to meet different demands of the market and according to the common advice of users. The operating table is used for chest/ surgery/ otorhinolaryngology/ gynaecology and obstetrics/ urology/ orthopaedics operations. It uses pedal-operated oil pump to control its elevation (up/down), easy for operating and it is reliable. Because the operating table is all mechanically operated, so it wouldn't be influenced by power cut, which is more reliable and safer. The operating table is widely used, easy to operate and adjust with reliable performance, which is an ideal table for different hospital. Be sure to read the instruction carefully before using, and keep it.

**DST-IC**

Specification	Datas
Table length and width	≥2000mm/≥500mm
Minimum height of table	≤670mm
Range of table top	≥300mm
Tilt back/front of the table	≥30°/≥25°
Tilt left and right	≥20°/≥20°
Fold the head pole up/fold the head plate down	≥60°/≥75°
Fold the leg panel/fold down the leg panel	≥15°/≥90°/≥90°
Fold the back panel/fold down the back panel	≥70°/≥30°
Lifting distance of waist bridge	≥120mm

Accessories	Datas
Anesthesia Screen	1 pieces
Shoulder support	2 pieces
Armrest	2 pieces
Support frame	2 pieces
Leg rest	2 pieces
Mattress	1 set
Long slider	2 pieces
Slider	7 pieces
Foot board	2 pieces
Oil can (with oil)	1 piece
Waist bridge handle	1 piece



Surgical Fixation Device



Stirrup Pneumatic Leg Frame



Spinal Surgery Posture Frame <Carbon Fiber>



Neck Traction Frame



Floor Type Traction Frame



Carbon Fiber Orthopedic Traction Frame

LUXURY ELECTRIC  
GYNECOLOGICAL TABLE

DST-IVA

Specification	Datas
Length	1810±20mm
Width of table surface	600±20mm
Max Height	(840±20)mm
Reversed Trendelenburg	20°±5°(Electric)
Trendelenburg	20°±2°(Electric)
Back section up&down	75°±2°(Electric)
Up&down lifting range	250±20mm(Electric)
Auxiliary board	90°(level moving)
Supply	AC220±10%,50HZ



Model

DST-IVA

LUXURY ELECTRIC OBSTETRIC TABLE

DST-3003

Specification	Datas
Length	1900±20mm
Width of table surface	680±20mm
Reversed trendelenburg	0°±2° (Electric)
Trendelenburg	20°±2°up(Electric)
Back Section down	65°±2°up(Electric)
Back Section down	5°±2°down(Electric)
up&down lifting range	250±20mm (Electric)
Power supply	220V 50Hz



Model

DST-3003

ELECTRIC OBSTETRIC BED

DST-3004A

Specification	Datas
Length	1800±20mm
Width of table surface	540±20mm
Lowest Height	680mm
Back section up&down	60°±2°&10°±2°(Electric)
Seat section up&down	17°±2°&14°±2°(Electric)
up&down lifting range	270±20mm (Electric)
Supply	AC220±10%,50HZ
Packing ctn	1400×720×840mm 230KG



Model

DST-3004A

ELECTRIC OBSTETRIC BED

DST-IV

Specification	Datas
Length	1400±20mm
Width of table surface	720±20mm
Lowest Height	460mm
Back section up	70°±2°
Seat section up	7°±2°
Up&down lifting range	390±20mm (Electric)
Auxiliary plate sliding range	410mm
Foot pedal adjustment angle range	15°-45°
Foot pedal outward range	115°
Foot pedal sliding range	350mm
Packing ctn	1490*820*730mm 230KG
Supply	AC220±10%,50HZ



Model

DST-IV



## OBSTETRIC TABLE

 Electric Obstetric Bed **DST-3004**

Specification	Datas
Overall length	1250mm Width:550 mm
Adjustable height range	650~950mm Adjust $\geq$ 300mm can be up-down, fix freely
Reversed Trendelenburg	$\geq$ 20°
Back Section Up	$\geq$ 45°
Power	AC220V, 50Hz
Safe working load	$\geq$ 135kg


 OBSTETRIC DELIVERY BED  
(ELECTRIC DELIVERY BED)

**DHC-II(6001)**

Specification	Datas
Size	L 1920 $\pm$ 20mm x W 920 $\pm$ 20mm x H 600/890 $\pm$ 10mm
Back board	65° $\pm$ 5°
Trendelenburg&Re-trendelenburg Lateral tilt	$\geq$ 5°
Leg board	5°up, 5° $\pm$ 2°down, Detachable
Power supply	220V $\pm$ 22V 50Hz
Safe Loading	200kg

## HYDRAULIC OBSTETRIC BED


**DST-3004B**

Specification	Datas
The length and width of bed surface	1800x600mm
Adjustable range of height	Min 650mm,max 895mm
Back board	600x800mm
Seat board	600x400mm
Leg board	540x500mm
Max angle of back board	Up $\geq$ 75°, down $\leq$ 6°
Max angle of forward and backward	Forward $>$ 10°
backward	$>$ 25°

## OBSTETRIC TABLE

## ELECTRIC OBSTETRIC BED


**DST-V**

Specification	Datas
Length	1400mm
Width	580mm
Max Height	970mm
Min height	560mm
Back board up	70°
Back reward	16°
Reversed trendelenburg	82°-180°
Back board angle	43°
Mattress	Foam with leather cover 1pcs/wooden box

## LUXURY LDR DELIVERY BED

**Features**

Domestic high quality linear motor and the safe voltage.

The adjustment of back section, leg section and bed are realized by electric motor.

Guardrail: Separate lifting guardrail to ensure maternal safety.

Material of panel: Engineer ABS plastic

Wheel: Central brake silence system

Sitting board: V shape or square shape mattress

Operating System: Central Nurse Station or Guardrail Bilateral Control Key

490mm Ultra-low height starting position provides stable support for trying walking mother.

Mattress: Memory foam

Central brake and steering system makes the bed with better stability and flexible transferring.


**DHC-II(6001B)**

Specification	Datas
Bed Length	2320mm
Bed Width	990mm
Min height	500mm
Max height	900mm
Back section up	0-65°

Specification	Datas
Sit section	10°
Bed Trendelenburg	$\geq$ 8°
Foot plate elevation	170mm
Foot plate up	$\geq$ 90°
Foot plate outreach	$\geq$ 90°



**DST-5 OBSTETRIC BED**

Specification	Datas
Table dimension (exclude the cushion)	52cm width,52cm height
Table length (exclude the leg section)	117.8cm
Max.Back section adjust	70°
Max.seat section adjust	7°
Step stooldimension	42cm length,23cm height
Heel Support	1 pair
Exam pan	1pc
Paper roll rod	1pc
Side drawer	3pcs
Frontdrawer	2pcs
Step Stool	1pc
Cushion	1set

**DST-4 OBSTETRIC BED**

**Load bearing**  
When inspecting a weight of 135kg evenly distributed on the bed, check that the adjustment of each function should be flexible and reliable, without shaking or stagnation.

Specification	Datas
The lifting height of the examination bed	≥ 300mm
The maximum folding angle of the back panel	≥ 65°
The maximum angle of hip fold	≥ 15°
Leg pads protrude laterally	≥ 300mm
Pedal extension adjustment	≥ 400mm
The extension of the leg drawer can be adjusted	≥ 300mm
The extension of the side drawer can be adjusted	≥ 400mm



**A44-7**  
Stainless Steel Delivery Bed



**A44-1**  
Obstetric Exam Table



**A44-2**  
Obstetric Exam Table



**A44-3**  
Obstetric Exam Table



**A44-4**  
Obstetric Exam Table



**A44-5**  
Obstetric Exam Table



**A44-6**  
Obstetric Exam Table



**A44**  
SS Obstetric Exam Table



**D3-4**  
Clinical Exam Bed

Mechanical pendant:surgery pendant/anaesthesia pendant/endoscopy pendant



Medical pendant cantilever



Double arms  
940mm+800mm (customized)



Shelf load 80kg



Extension arm load 7kg

Options:  
Instrument bracket  
Gas terminal  
Basket  
Network interface  
Intercom  
Power sockets, etc.



Model

HM3100

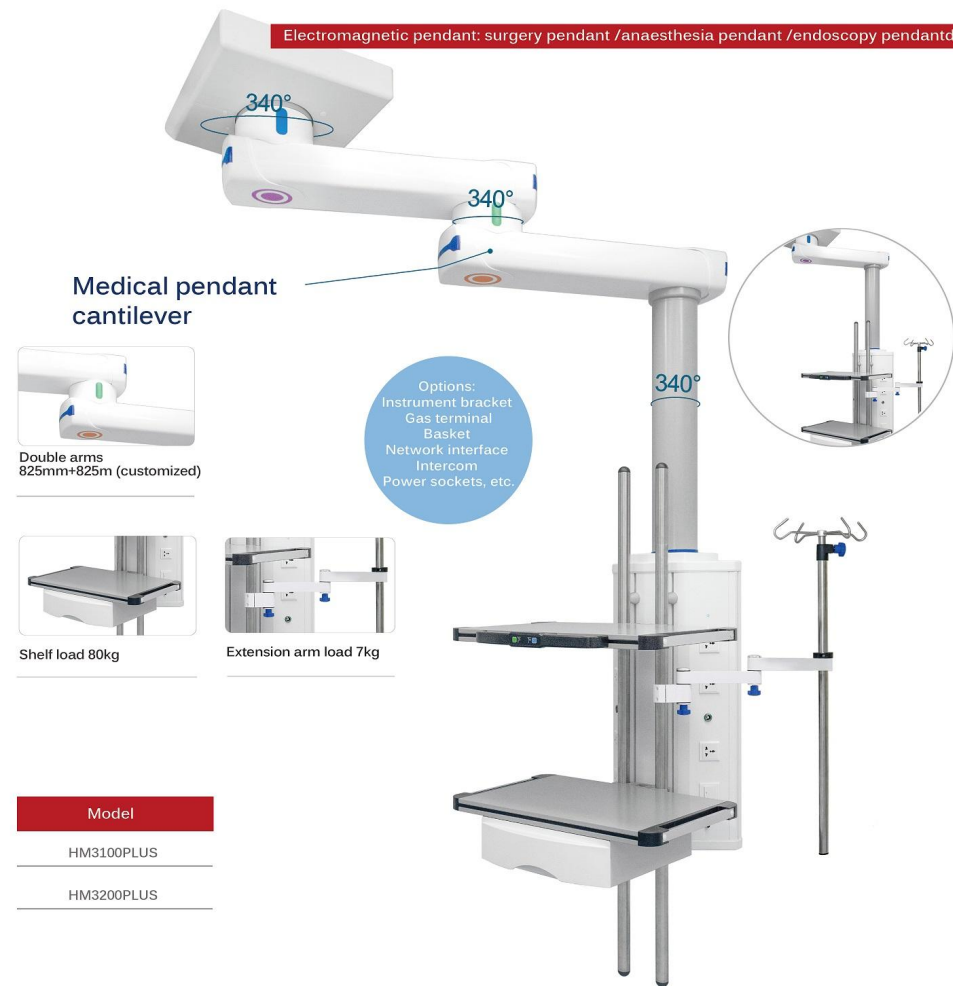
HM3200

### HM3200 Mechanical brake

Pendants applied area: operation theatre, ICU  
Adopted by 340° ceiling suspending way, rotating angle 340°  
The pendant is adopted by the mechanical brakes.  
The tray height is adjustable, and gas terminals are optional (GB, DIN, US, BS), with optional power sockets ( GB Class 3 general)  
Function column height is customized (Height: 600mm~1000mm)  
Updated options (monitor bracket, display bracket, LED surgical examination lights, IV poles, straight plug or hanging flowmeter)  
Pendants cantilever: double arms 940mm+800mm (effective extended arms1300mm) — Revise according to actual dimension

Specification	Datas
Max. load (kg)	270
Gas terminal	O <sub>2</sub> /VAC/AIR/N <sub>2</sub> O/CO <sub>2</sub> /N <sub>2</sub> /AGSS(Optional)
Power socket	220V 50Hz 10A
Equipotential ground	Equivalent potential port × 2
Intercom interface	RJ45 (6 types)
Instrument platform	Instrument platform 2 layers

Electromagnetic pendant: surgery pendant /anaesthesia pendant /endoscopy pendant



Medical pendant cantilever



Double arms  
825mm+825mm (customized)



Shelf load 80kg



Extension arm load 7kg

Options:  
Instrument bracket  
Gas terminal  
Basket  
Network interface  
Intercom  
Power sockets, etc.



Model

HM3100PLUS

HM3200PLUS

### HM3200PLUS Electromagnetic brake

Pendants applied area: operation theatre, ICU  
Adopted by 340° ceiling suspending way, rotating angle 340°  
The pendant is adopted by the electromagnetic brakes, and handle is easy for reach.  
The tray height is adjustable, and gas terminals are optional (GB, DIN, US, BS), with optional power sockets (GB Class 3 general)  
Function column height is customized (Height: 600mm~1000mm)  
Updated options (monitor bracket, display bracket, LED surgical examination lights, IV poles, straight plug or hanging flowmeter)  
Pendants cantilever: double arms 825mm+825mm (effective extended arms1200mm) — Revise according to actual dimension

Specification	Datas
Max. load (kg)	270
Gas terminal	O <sub>2</sub> /VAC/AIR/N <sub>2</sub> O/CO <sub>2</sub> /N <sub>2</sub> /AGSS(Optional)
Power socket	220V 50Hz 10A
Equipotential ground	Equivalent potential port × 2
Intercom interface	RJ45 (6 types)
Instrument platform	Instrument platform 2 layers



Electrical pendant : surgery pendant /anaesthesia pendant /endoscopy pendant



Options:  
Instrument bracket  
Gas terminal  
Basket  
Network interface  
Intercom  
Power sockets, etc.



Medical pendant cantilever



Electrical lift range  
400-600mm (adjustable)

Model
HM7100
HM7200

### HM7200 Pneumatic brake

Pendants applied area: operation theatre, ICU  
Adopted by 340° ceiling suspending way, rotating angle 340°  
The tray height is adjustable, and gas terminals are optional (GB, DIN, US, BS), with optional power sockets ( GB Class 3 general)  
Function column height is customized (Height: 600mm-1000mm)  
Updated options (fastener for anaesthesia machine, monitor bracket, display bracket, LED surgical examination lights, IV poles, straight plug or hanging flowmeter)  
Pendants cantilever: double arms 800mm+1066mm (effective extended arm21500mm) — Revise according to actual dimension

Specification	Datas
Max. load (kg)	270
Gas terminal	O <sub>2</sub> /VAC/AIR/N <sub>2</sub> O/CO <sub>2</sub> /N <sub>2</sub> /AGSS(Optional)
Power socket	220V 50Hz 10A
Equipotential ground	Equivalent potential port × 2
Intercom interface	RJ45 (6 types)
Instrument platform	Instrument platform 2 layers

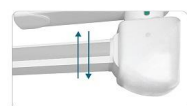
Electric & Electromagnetic pendant: anaesthesia pendant



Options:  
Instrument bracket  
Gas terminal  
Basket  
Network interface  
Intercom  
Power sockets, etc.



Medical pendant cantilever



Electrical lift range  
400-600mm (adjustable)

Model
HM7100PLUS
HM7200PLUS

### HM7200PLUS Electromagnetic brake

Pendants applied area: operation theatre, ICU  
Adopted by 340° ceiling suspending way, rotating angle 340°  
The tray height is adjustable, and gas terminals are optional (GB, DIN, US, BS), with optional power sockets ( GB Class 3 general)  
Function column height is customized (Height: 600mm-1000mm)  
Updated options (fastener for anaesthesia machine, monitor bracket, display bracket, LED surgical examination lights, IV poles, straight plug or hanging flowmeter)  
Pendants cantilever: double arms 800mm+1066mm (effective extended arm21500mm) — Revise according to actual dimension

Specification	Datas
Max. load (kg)	270
Gas terminal	O <sub>2</sub> /VAC/AIR/N <sub>2</sub> O/CO <sub>2</sub> /N <sub>2</sub> /AGSS(Optional)
Power socket	220V 50Hz 10A
Equipotential ground	Equivalent potential port × 2
Intercom interface	RJ45 (6 types)
Instrument platform	Instrument platform 2 layers

Electrical pendant : surgery pendant /anaesthesia pendant /endoscopy pendant

**Medical pendant cantilever**



Double arms  
825mm+825m (customized)



Extension arm load 7kg



Aluminum shelf, load 80kg

**Fixed base-die castion**

Beautiful appearance  
convenient installation



**Connect wire**

Used for installing brake



Options:  
Instrument bracket  
Gas terminal  
Basket  
Network interface  
Intercom  
Power sockets, etc.

**Medical pendant cantilever**



Singer arm 1100m (customized)

**Drive control handle**



Doctors and nurses can move and lock the position of medical pendants to control the direction of the cantilever.

Other Configuration



**HM9000PLUS**

Specification	Datas
Max. load (kg)	270
Gas terminal	O <sub>2</sub> /VAC/AIR/N <sub>2</sub> O/CO <sub>2</sub> /N <sub>2</sub> /AGSS(Optional)
Power socket	220V 50Hz 10A
Equipotential ground	Equivalent potential port x 2
Intercom interface	RJ45 (6 types)
Instrument platform	Instrument platform 2 layers
Drawer	Self-suction
IV pole	Height adjustable

Model
HM9000
HM9000PLUS

Medical pendant bridge

**Cantilever**

The length can be customized between 2200-2800mm.

**Mobile trolley**

Set with damping brake and move at any direction horizontally

**Wet area function box**

The column is a six-sided cylinder, designed for gas, strong electric and weak electric separation chamber.

Options:  
Instrument bracket  
Gas terminal  
Basket  
Network interface  
Intercom  
Power sockets, etc.

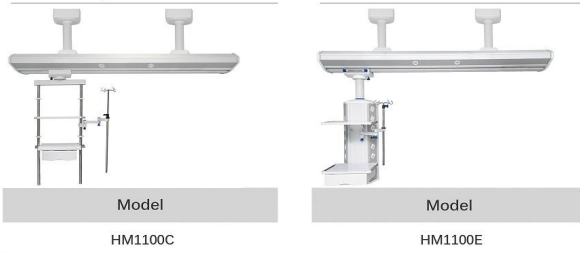
**HM1100CE**

Specification	Datas
Max. load (kg)	270
Gas terminal	O <sub>2</sub> /VAC/AIR/N <sub>2</sub> O (Optional)
Power socket	220V 50Hz 10A
Equipotential ground	Equivalent potential port x 2
Intercom interface	RJ45 (6 types)
Instrument platform	Instrument platform 2 layers
Drawer	Self-suction
IV pole	Height adjustable

**Model**

- HM1100C
- HM1100E
- HM1100CC
- HM1100CE
- HM1100EE
- HM1100ES
- HM1100S
- HM1100SS

**Other Configuration**





Circular pendant bridge

Structure adopts roundangel transition



Rotating angle parts

Used for carrier of mobile equipment

Gas terminals

Different gas terminals types.  
E.g. DIN, BS, US, AU optional

Other Configuration



Model

IS500

Model

IS200

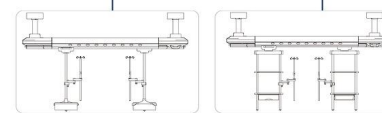
IS500

360°

IS200

Specification	Datas
Max. load (kg)	270
Gas terminal	O <sub>2</sub> /VAC/AIR/N <sub>2</sub> O/CO <sub>2</sub> /N <sub>2</sub> /AGSS(Optional)
Power socket	220V 50Hz 10A
Equipotential ground	Equivalent potential port × 2
Intercom interface	RJ45 (6 types)
Instrument platform	Instrument platform 2 layers
Drawer	Self-suction
IV pole	Height adjustable

Equipment united bracket



**YD6200E-D**

**SINGLE ARM ELECTRIC CEILING PENDANT**

Specification	Datas
Rotation diameter	800mm
lifting route	440mm
Loading capacity	300kg
Loading capacity of tray	≥60kgs
Rotation	340°

Pls note:gas outlets, network interface, phone interface,shelves and draw and so on can be customized according to the client's needs

Specification	Datas
O2. Air	2
Vac	1
Power Socket	8
Equipotential earthing terminal port	2
Network interface	1
Phone interface	1
instrument shelves	2(height adjusted)
Drawer	1
I.V Pole	1



**YD-6200E**

**SINGLE ARM CEILING PENDANT**



Specification	Datas
Rotation diameter	800mm
Loading capacity	300kg
Loading capacity of tray	≥60kgs
Rotation	340°

Pls note:gas outlets, network interface, phone interface,shelves and drawers and so on can be customized according to the client's needs

Specification	Datas
O2. Air	2
Vac	1
Power Socket	8
Equipotential earthing terminal port	2
Network interface	1
Phone interface	1
instrument shelves	2(height adjusted)
Drawer	1
I.V Pole	1

**YD6200E-2D**

**DOUBLE ARMS ELECTRIC CEILING PENDANT**

Specification	Datas
Rotation diameter	800+800mm
lifting route	310mm
Loading capacity	300kg
Loading capacity of tray	≥60kgs
Rotation	340°

Pls note:gas outlets, network interface, phone interface,shelves and drawers and so on can be customized according to the client's needs

Specification	Datas
O2. Air	2
Vac	1
Power Socket	8
Equipotential earthing terminal port	2
Network interface	1
Phone interface	1
Instrument shelves	2(height adjusted)
Drawer	1
I.V Pole	1



**YD6200E-2**

**DOUBLE ARMS CEILING PENDANT**



Specification	Datas
Rotation diameter	800+800mm
Loading capacity	300kg
Loading capacity of tray	≥60kgs
Rotation	340°

Pls note:gas outlets, network interface, phone interface,shelves and drawers and so on can be customized according to the client's needs

Specification	Datas
O2. Air	2
Vac	1
Power Socket	8
Equipotential earthing terminal port	2
Network interface	1
Phone interface	1
instrument shelves	2(height adjusted)
Drawer	1
I.V Pole	1

**YD6200X-D**

**SINGLE ARM ELECTRIC CEILING PENDANT**

Specification	Datas
Rotation diameter	800mm
lifting route	440mm
Loading capacity	300kg
Loading capacity of tray	≥ 60kgs
Rotation	340°

Pls note:gas outlets, network interface, phone interface,shelves and drawer and so on can be customized according to the client's needs

Specification	Datas
O2, Air	2
Vac	1
Power Socket	8
Equipotential earthing terminal port	2
Network interface	1
Phone interface	1
Instrument shelves	2(height adjusted)
Drawer	1
I.V Pole	1



**YD6200X**

**SINGLE ARM CEILING PENDANT**



Specification	Datas
Rotation diameter	800mm
Loading capacity	300kg
Loading capacity of tray	≥ 60kgs
Rotation	340°

Pls note:gas outlets, network interface, phone interface,shelves and drawers and so on can be customized according to the client's needs

Specification	Datas
O2, Air	2
Vac	1
Power Socket	8
Equipotential earthing terminal port	2
Network interface	1
Phone interface	1
instrument shelves	2(height adjusted)
Drawer	1
I.V Pole	1

**YD6200X-2**

**DOUBLE ARMS CEILING PENDANT**

Specification	Datas
Rotation diameter	800+800mm
Loading capacity	300kg
Loading capacity of tray	≥ 60kgs
Rotation	340°

pls note:gas outlets, network interface, phone interface,shelves and drawers and so on can be customized according to the client's needs

Specification	Datas
O2, Air	2
Vac	1
Power Socket	8
Equipotential earthing terminal port	2
Network interface	1
Phone interface	1
Instrument shelves	2(height adjusted)
Drawer	1
I.V Pole	1



**YD6200X-2D**

**DOUBLE ARMS ELECTRIC CEILING PENDANT**



Specification	Datas
Rotation diameter	800+800mm
lifting route	310mm
Loading capacity	300kg
Loading capacity of tray	≥ 60kgs
Rotation	340°

Pls note:gas outlets, network interface, phone interface,shelves and drawers and so on can be customized according to the client's needs

Specification	Datas
O2, Air	2
Vac	1
Power Socket	8
Equipotential earthing terminal port	2
Network interface	1
Phone interface	1
instrument shelves	2(height adjusted)
Drawer	1
I.V Pole	1



**YD5900X**

**MULTIFUNCTIONAL  
CEILING COLUMN**



Specification	Datas
Loading capacity of tray	≥60kgs
pls note:gas outlets, network interface, phone interface,shelves and drawers and so on can be customized according to the client's needs	
Specification	Datas
O2, Air	2
Vac	1
Power Socket	8
Equipotential earthing terminal port	2
Network interface	1
Phone interface	1
Instrument shelves	2(height adjusted)
Drawer	1
I.V Pole	1

**MULTIFUNCTIONAL  
CEILING COLUMN**



**YD5900E**

Specification	Datas
Loading capacity of tray	≥60kgs
Pls note:gas outlets, network interface, phone interface,shelves and drawers and so on can be customized according to the client's needs	
Specification	Datas
O2, Air	2
Vac	1
Power Socket	8
Equipotential earthing terminal port	2
Network interface	1
Phone interface	1
Instrument shelves	2(height adjusted)
Drawer	1
I.V Pole	1

**YD-3200S**

**ENDOSCOPY CEILING  
PENDANT**



Specification	Datas
Rotation diameter	800mm
Loading capacity	300kg
Loading capacity of tray	≥60kgs
Rotation	340°
Pls note:it can be customized, it can match any model HD monitor, and any medical monitor, and at the monitor part, can match any model lamp from MT MEDICAL	
Specification	Datas
O2, Air	2
Vac	1
Power Socket	8
Equipotential earthing terminal port	2
Network interface	1
Phone interface	1
Instrument shelves	2(height adjusted)
Drawer	1
I.V Pole	1

**ANESTHESIA CEILING  
PENDANT**



**YD-3500M**

Specification	Datas
Arm rotation diameter	wet area 800mm+800mm , dry area 1100mm
Arm rotation angle	340°
Braking system	Mechanical braking(Optional air pneumatic or electromagnetic braking)
Maximum loading capacity	310kg
Pls note:Arm/Tray/drawer/gas outlets/electric socket/network interface/ phone interface can be customized according to the customers' requirements.	
Medical Gas Outlets Standards:optional British, German, French, Metric, Ohmeda, DISS, Chemetron, Purit-Bennett standards	

OR ICU CCU NICU PENDANT  
ICU CEILING BRIDGE

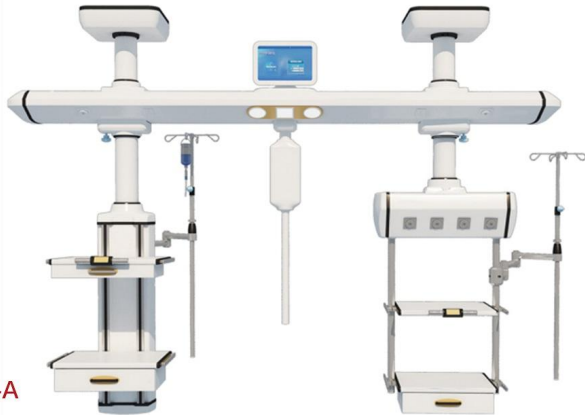


YD8000E

Specification	Datas
Length of bridge	2800mm(Beam length is optional)
Loading capacity of tray	>60kgs
Lifting range	500mm
Rotation	340°

pls note:gas outlets, network interface, phone interface,shelves and drawers and so on can be customized according to the client's needs

LUXURY ICU CEILING BRIDGE



YD8000EX-A


Specification	Datas
Length of bridge	2800mm(Beam length is optional)
Loading capacity of tray	≥60kgs
Lifting range	500mm
Rotation	340°

Pls note:gas outlets, network interface, phone interface,shelves and drawers and so on can be customized according to the client's needs

BEDHEAD UNIT


HIGH QUALITY MEDICAL  
GAS BEDHEAD UNIT

- 1, the use of high-strength aluminum alloy material, the overall electrostatic spraying treatment, beautiful appearance, wear-resistant, easy to clean;
- 2, gas and strong, weak circuit dual channel separation setting, safe and reliable; Meet US and EC standards for medical devices;
- 3, optional power socket, lighting, call, intercom, gas terminal, data terminal, etc., can be reserved for installation holes according to hospital needs;
- 4, the standard length is 6M, can be adjusted according to the actual length of the site;
5. The color of the equipment belt plate and side plate can be customized according to the choice of the hospital and the color surface of the ward wall;
- 6, the product obtained the China Fangyuan Certification Center product quality certification and ISO9001:2000 international quality system certification.



MT-0902

Name	Medical gas equipment belt
Materials	Aluminium alloy
Specification	220mm × 60mm



MT-3300

Name	Medical gas equipment belt
Materials	Aluminium alloy
Specification	220mm × 60mm



MT-3400

Name	Medical gas equipment belt
Materials	Aluminium alloy
Specification	220mm × 60mm



MT-3500

Name	Medical gas equipment belt
Materials	Aluminium alloy
Specification	220mm × 67mm



MT-3600

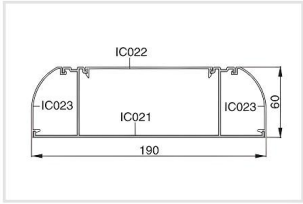
Name	Medical gas equipment belt
Materials	Aluminium alloy
Specification	250mm × 90mm



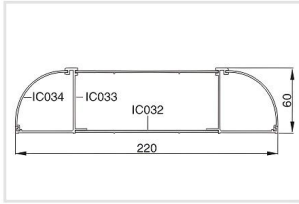
MT-4100

Name	Medical gas equipment belt
Materials	Aluminium alloy
Specification	253mm × 67mm

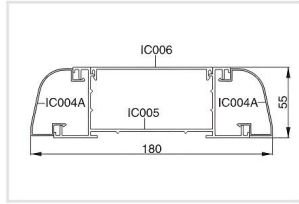
MT-0808



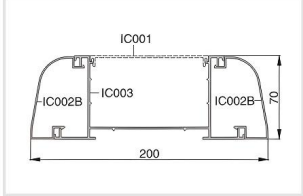
MT-0902



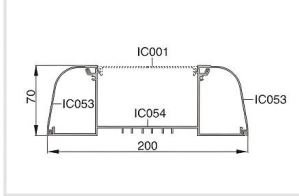
MT-280



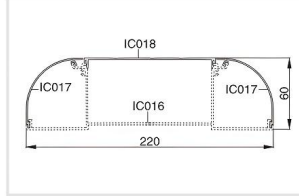
MT-3100



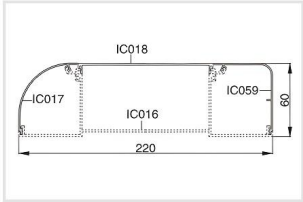
MT-3100A



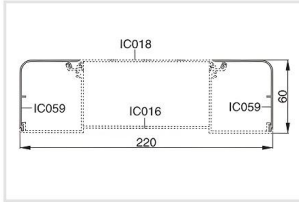
MT-3200



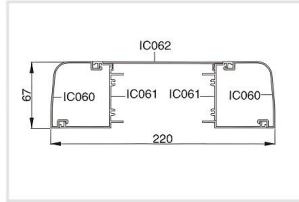
MT-3300



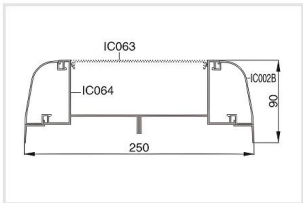
MT-3400



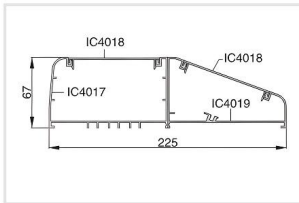
MT-3500



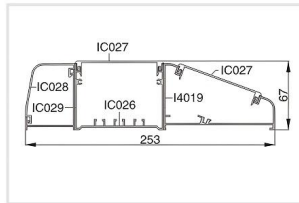
MT-3600



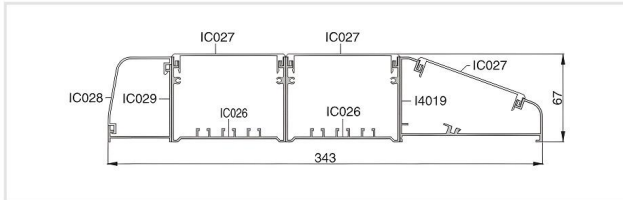
MT-4000



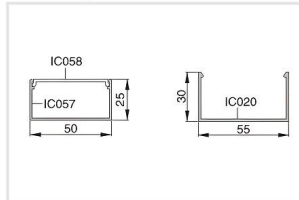
MT-4100



MT-4200



Standing Shield



EQUIPMENT WITH SUCCESSFUL CASE DISPLAY

