

Implant Summary Report for:

Implantcast GmbH

EcoFit Hip Stem cpTi

Comprising PRIMARY hips implanted up to:
NJR Database extract:

06 December 2019
04 February 2020

Produced on:
Licensed for use until:

15 February 2020
15 June 2020

Contents

| | |
|-----------------------------------|----|
| Recorded Usage in NJR | 2 |
| Patient and Procedure Details | 3 |
| Revision and Survivorship | 4 |
| Patient Reported Outcome Measures | 12 |
| APPENDIX A – Component List | 17 |

This report has been produced by the National Joint Registry of England, Wales and Northern Ireland (NJR). It summarises usage and outcomes associated with the EcoFit Hip Stem cpTi up to the specified dates. This analysis is based on data collected by the NJR and PROMs data collected by NHS Digital for the following combinations of products:

Femoral components

EcoFit Hip Stem cpTi

Acetabular Component

Any Acetabular Components from all manufacturers

Appendix A lists details of all EcoFit Hip Stem cpTi components included in this report.

This report is made available to Implantcast GmbH under licence. Under this licence, Implantcast GmbH is free to distribute this document, subject to the restrictions specified in the National Joint Registry Supplier Feedback Data Access and Use Code of Practice.

NJR Recorded Usage

Implant Usage

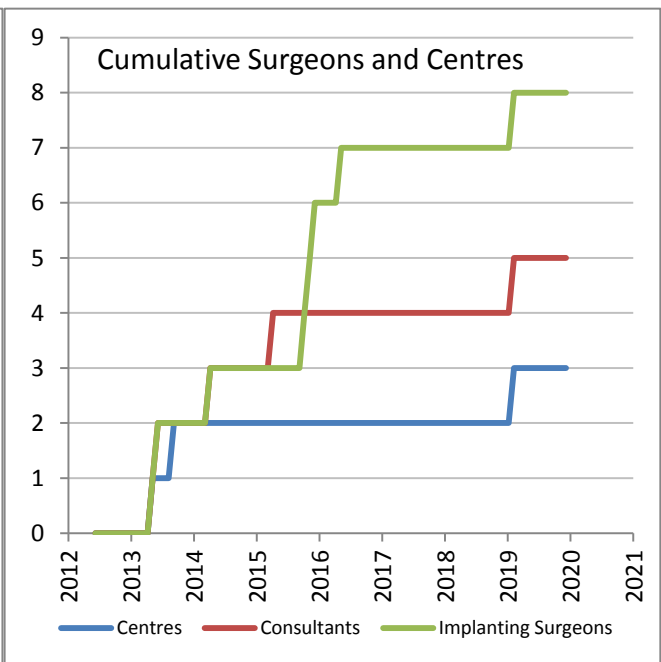
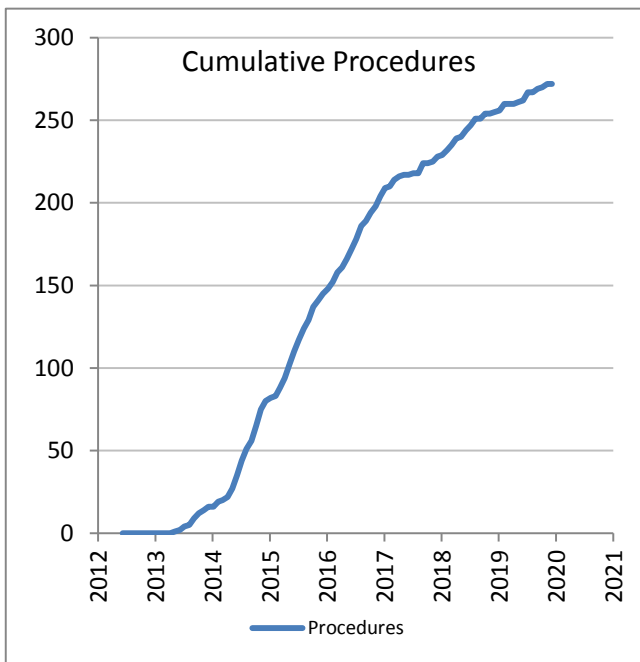
Date of first recorded usage in the NJR: **02 May 2013**

Date of last recorded usage in this dataset: **02 November 2019**

Maximum implantation time: 6.5 years

Mean implantation time: 3.7 years

| Totals Recorded in NJR | Cumulative Total |
|------------------------|------------------|
| Procedures | 272 |
| Patients | 260 |
| Centres | 3 |
| Consultants | 5 |
| Implanting Surgeons | 8 |



| Current Outcome | Year of implantation | | | | | | | | | | | | | | Total | % |
|------------------|----------------------|------|------|------|------|------|------|------|------|------|------|------|------|-----|-------|---|
| | Pre-2008 | 2008 | 2009 | 2010 | 2011 | 2012 | 2013 | 2014 | 2015 | 2016 | 2017 | 2018 | 2019 | | | |
| Death | 0 | 0 | 0 | 0 | 0 | 0 | 2 | 1 | 5 | 1 | 1 | 1 | 0 | 11 | 4.0% | |
| Revised | 0 | 0 | 0 | 0 | 0 | 0 | 1 | 0 | 1 | 0 | 0 | 0 | 1 | 3 | 1.1% | |
| Unrevised | 0 | 0 | 0 | 0 | 0 | 0 | 13 | 65 | 59 | 61 | 19 | 25 | 16 | 258 | 94.9% | |
| Total | 0 | 0 | 0 | 0 | 0 | 0 | 16 | 66 | 65 | 62 | 20 | 26 | 17 | 272 | 100% | |

Patient / Procedure Details

Patient Details

| | EcoFit Hip Stem cpTi | All other Cementless Stems in NJR | All NJR hip replacement |
|--------------------------------------|----------------------|-----------------------------------|-------------------------|
| Total Procedures | 272 | 486,661 | 1,204,099 |
| Total Patients | 260 | 419,843 | 1,017,482 |
| Demographics | | | |
| Mean age | 71.8 | 65.3 | 68.6 |
| < 50 | 0.7% | 8.4% | 5.9% |
| 50 – 59 | 5.9% | 19.1% | 13.8% |
| 60 – 69 | 23.2% | 34.8% | 29.0% |
| 70 – 79 | 58.5% | 28.4% | 34.7% |
| ≥ 80 | 11.8% | 9.2% | 16.6% |
| Median BMI | 28 | 28 | 28 |
| % BMI information available | 39.7% | 64.0% | 62.0% |
| Underweight (BMI < 18.5) | 0.9% | 0.7% | 0.9% |
| Normal (18.5 ≤ BMI < 25) | 13.0% | 18.8% | 20.7% |
| Overweight (25 ≤ BMI < 30) | 45.4% | 39.1% | 39.6% |
| Obese I (30 ≤ BMI < 35) | 32.4% | 26.9% | 25.8% |
| Obese II (35 ≤ BMI < 40) | 7.4% | 10.8% | 9.7% |
| Obese III (BMI ≥ 40) | 0.9% | 3.7% | 3.3% |
| % Male | 41.9% | 44.3% | 40.2% |
| ASA Grades | | | |
| P1 - Fit and healthy | 3.3% | 18.1% | 15.7% |
| P2 - Mild disease not incapacitating | 84.9% | 68.8% | 67.6% |
| P3 - Incapacitating systemic disease | 11.8% | 12.6% | 16.1% |
| P4 / P5 | 0.0% | 0.4% | 0.6% |
| Indications | | | |
| Osteoarthritis | 91.91% | 93.05% | 91.50% |
| Rheumatoid Arthritis | 0.74% | 1.22% | 1.32% |
| Avascular Necrosis | 9.19% | 2.56% | 2.50% |
| Fractured Neck of Femur | 3.31% | 1.85% | 3.45% |
| CDH/DDH | 2.57% | 2.07% | 1.57% |
| Other | 0.74% | 1.79% | 2.12% |

Total of indications may exceed total number of implants, since more than one indication can be listed per case.

Revision and Survivorship

Reasons for Revision - all bearing types

Reasons for revision of primary procedures in which the implant was used.

| Reason for Revision | Revised [†] | Expected Revisions [*] | p value |
|--------------------------------|----------------------|---------------------------------|--------------|
| Unexplained Pain | 1 | 0.19 | 0.174 |
| Dislocation / Subluxation | 1 | 1.05 | 1 |
| Adverse Soft Tissue Reaction | 0 | 0.07 | 1 |
| Infection | 0 | 0.77 | 1 |
| Aseptic Loosening - Stem | 0 | 0.60 | 1 |
| Aseptic Loosening - Socket | 1 | 0.22 | 0.195 |
| Periprosthetic Fracture Stem | 1 | 0.84 | 0.567 |
| Periprosthetic Fracture Socket | 0 | 0.12 | 1 |
| Malalignment Stem | 0 | 0.16 | 1 |
| Malalignment Socket | 0 | 0.21 | 1 |
| Wear Of Acetabular Component | 0 | 0.16 | 1 |
| Lysis Stem | 0 | 0.04 | 1 |
| Lysis Socket | 0 | 0.01 | 1 |
| Implant Fracture Stem | 0 | 0.05 | 1 |
| Implant Fracture Socket | 0 | 0.06 | 1 |
| Implant Fracture Head | 0 | 0.02 | 1 |
| Dissociation of Liner | 0 | 0.10 | 1 |
| Other / reason not recorded | 0 | 0.21 | 1 |
| Total Revised | 3 | 4.23 | 0.806 |

[†] multiple reasons may be listed for one revision procedure

^{*} Based on All NJR Cementless Stems, adjusted for agegroup, gender, indications, and implantation year

Significantly better, $p < 0.001$

Significantly better, $p < 0.05$

Significantly worse $p < 0.05$

Significantly worse $p < 0.001$



| Components Revised | Number of procedures | EcoFit Hip Stem cpTi | All other Cementless Stems in NJR |
|---|----------------------|----------------------|-----------------------------------|
| Femoral only | 1 | 33% | 23% |
| Acetabular only | 2 | 67% | 33% |
| Both femoral and acetabular | 0 | 0% | 32% |
| Neither femoral nor acetabular revision recorded [*] | 0 | 0% | 12% |

^{*} includes isolated head and/or liner exchange

Revision and Survivorship

Reasons for Revision - excluding Metal on Metal

Reasons for revision of non-MoM primary procedures in which the implant was used.

| Reason for Revision | Revised [†] | Expected Revisions [*] | p value |
|--------------------------------|----------------------|---------------------------------|--------------|
| Unexplained Pain | 1 | 0.19 | 0.173 |
| Dislocation / Subluxation | 1 | 1.05 | 1 |
| Adverse Soft Tissue Reaction | 0 | 0.07 | 1 |
| Infection | 0 | 0.77 | 1 |
| Aseptic Loosening - Stem | 0 | 0.60 | 1 |
| Aseptic Loosening - Socket | 1 | 0.22 | 0.195 |
| Periprosthetic Fracture Stem | 1 | 0.84 | 0.567 |
| Periprosthetic Fracture Socket | 0 | 0.12 | 1 |
| Malalignment Stem | 0 | 0.16 | 1 |
| Malalignment Socket | 0 | 0.21 | 1 |
| Wear Of Acetabular Component | 0 | 0.16 | 1 |
| Lysis Stem | 0 | 0.04 | 1 |
| Lysis Socket | 0 | 0.01 | 1 |
| Implant Fracture Stem | 0 | 0.05 | 1 |
| Implant Fracture Socket | 0 | 0.06 | 1 |
| Implant Fracture Head | 0 | 0.02 | 1 |
| Dissociation of Liner | 0 | 0.10 | 1 |
| Other / reason not recorded | 0 | 0.21 | 1 |
| Total Revised | 3 | 4.23 | 0.806 |

* Based on All NJR Cementless Stems (excluding metal on metal), adjusted for agegroup, gender, indications, and implantation year

† multiple reasons may be listed for one revision procedure

- Significantly better, p < 0.001
- Significantly better, p < 0.05
- Significantly worse p < 0.05
- Significantly worse p < 0.001



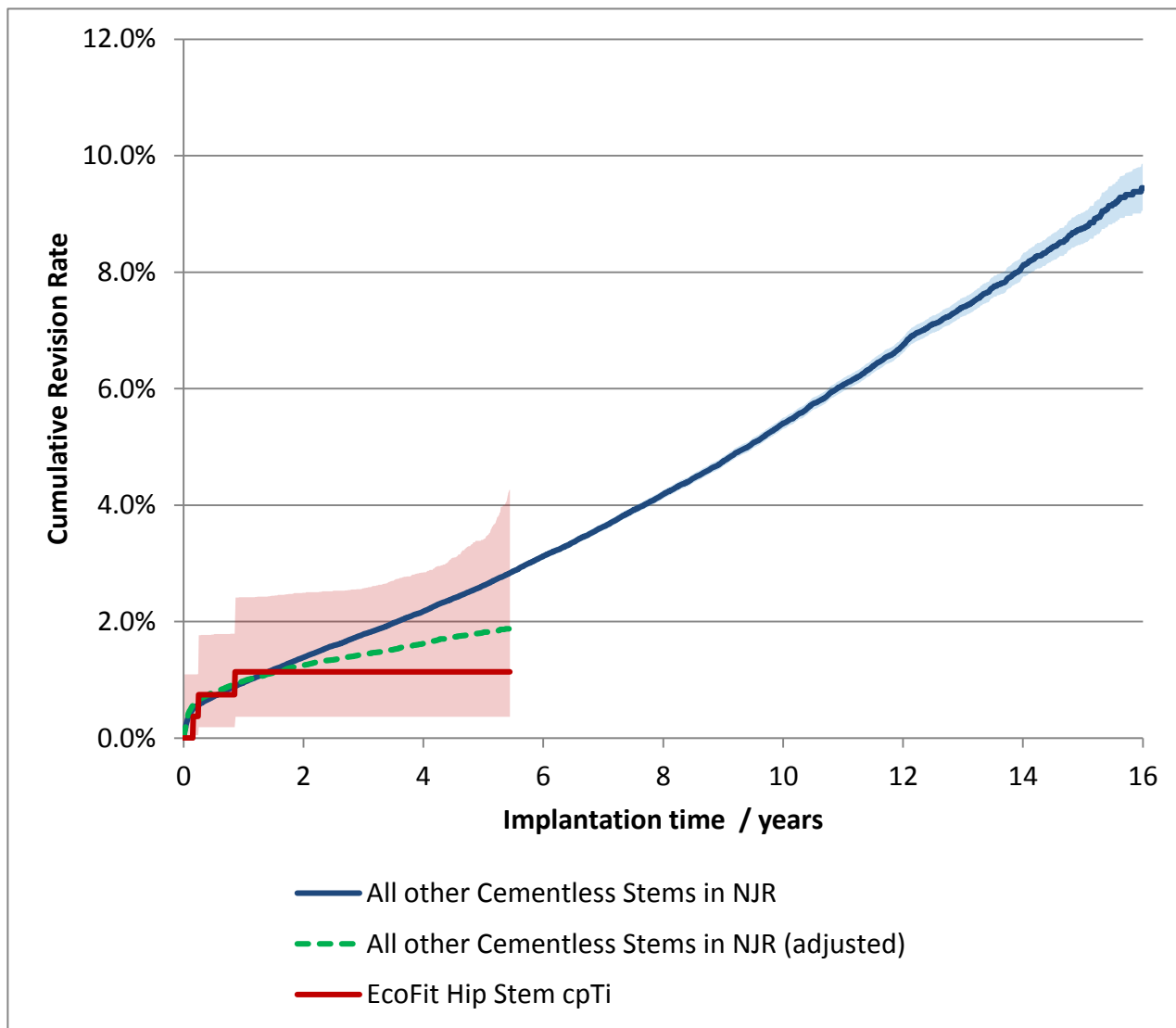
| Components Revised | Number of procedures | EcoFit Hip Stem cpTi | All other Cementless Stems in NJR |
|--|----------------------|----------------------|-----------------------------------|
| Femoral only | 1 | 33% | 31% |
| Acetabular only | 2 | 67% | 26% |
| Both femoral and acetabular | 0 | 0% | 31% |
| Neither femoral nor acetabular revision recorded * | 0 | 0% | 12% |

* includes isolated head and/or liner exchange

Revision and Survivorship

Cumulative Revision Rate

Endpoint: All reasons for revision. All Bearing types



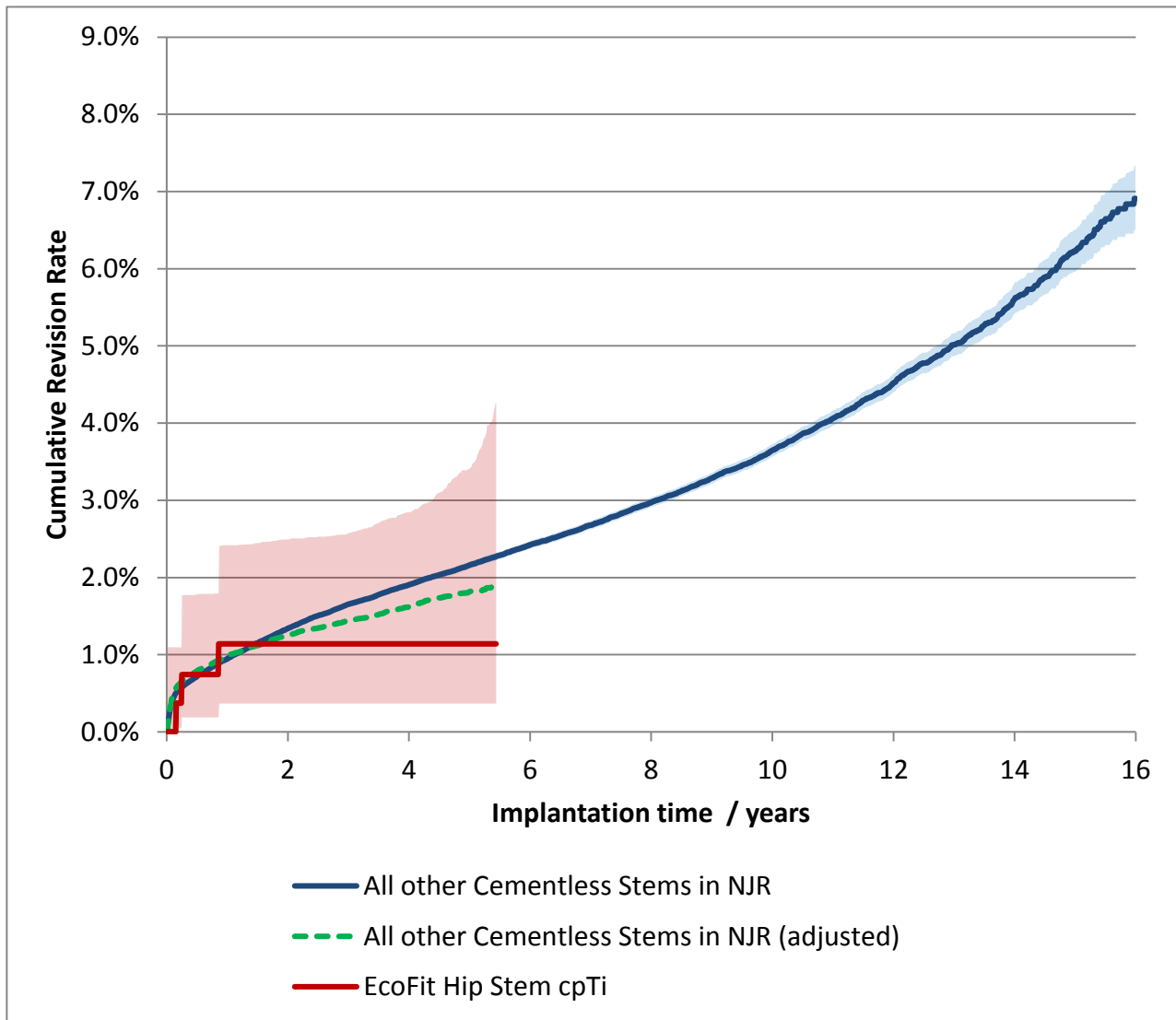
Cox Proportional Hazards model for revision risk ratio of EcoFit Hip Stem cpTi / All other Cementless Stems in NJR, with endpoint as any revision.

| Adjustment | Hazard Ratio (95% CI) | p-value |
|--|-----------------------|---------|
| All bearings. Unadjusted. | 0.52 (0.17 - 1.61) | 0.257 |
| All bearings. Adjusted for age, gender, year cohort and indications. | 0.71 (0.23 - 2.20) | 0.552 |

Revision and Survivorship

Cumulative Revision Rate

Endpoint: All reasons for revision. Excluding Metal-on-Metal



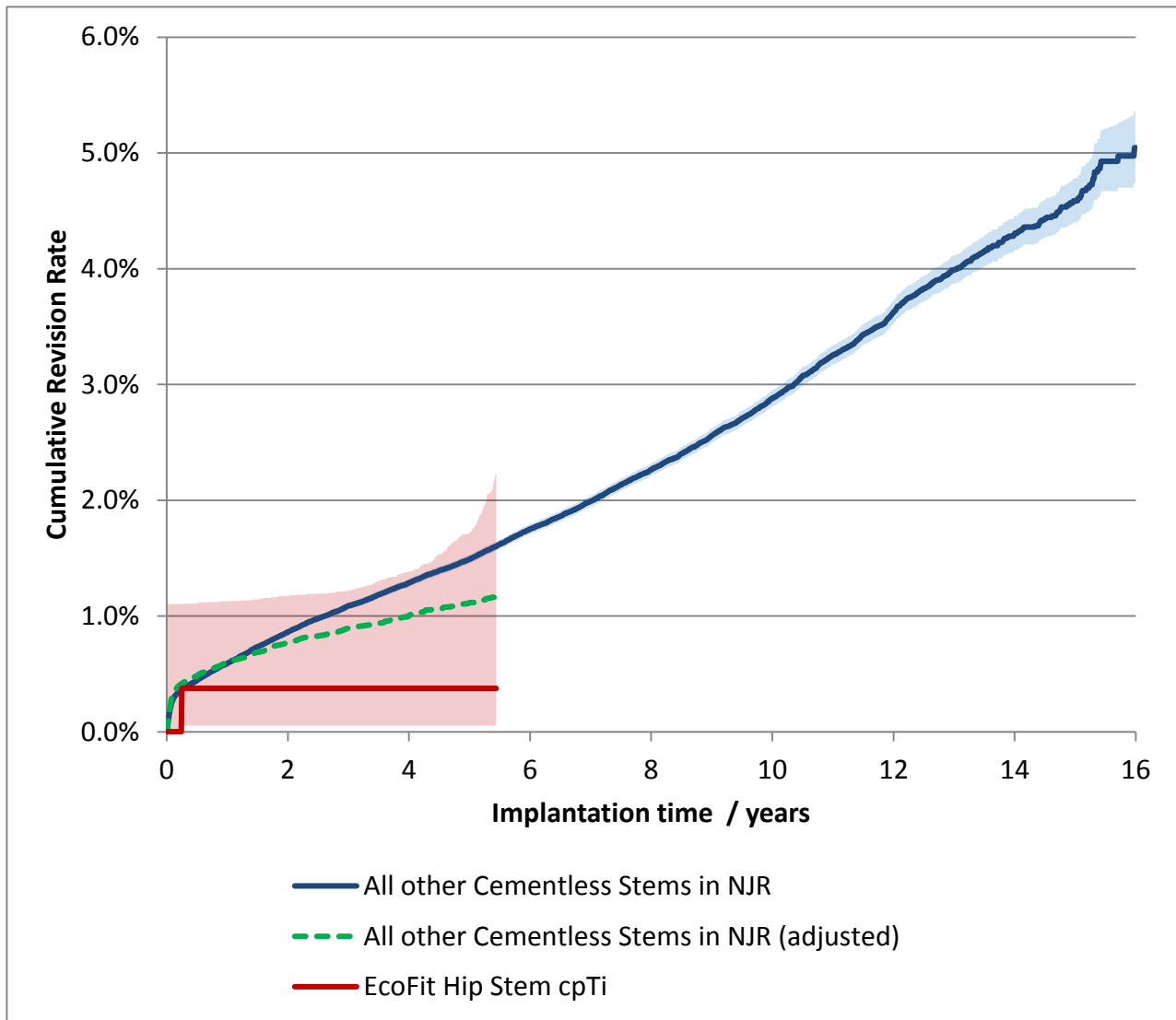
Cox Proportional Hazards model for revision risk ratio of EcoFit Hip Stem cpTi / All other Cementless Stems in NJR, with endpoint as any revision.

| Adjustment | Hazard Ratio (95% CI) | p-value |
|---|-----------------------|---------|
| Excluding MoM, Unadjusted. | 0.61 (0.20 - 1.88) | 0.387 |
| Excluding MoM. Adjusted for age, gender, year cohort and indications. | 0.71 (0.23 - 2.20) | 0.552 |

Revision and Survivorship

Cumulative Revision Rate

Endpoint: Femoral Revision. All Bearing types



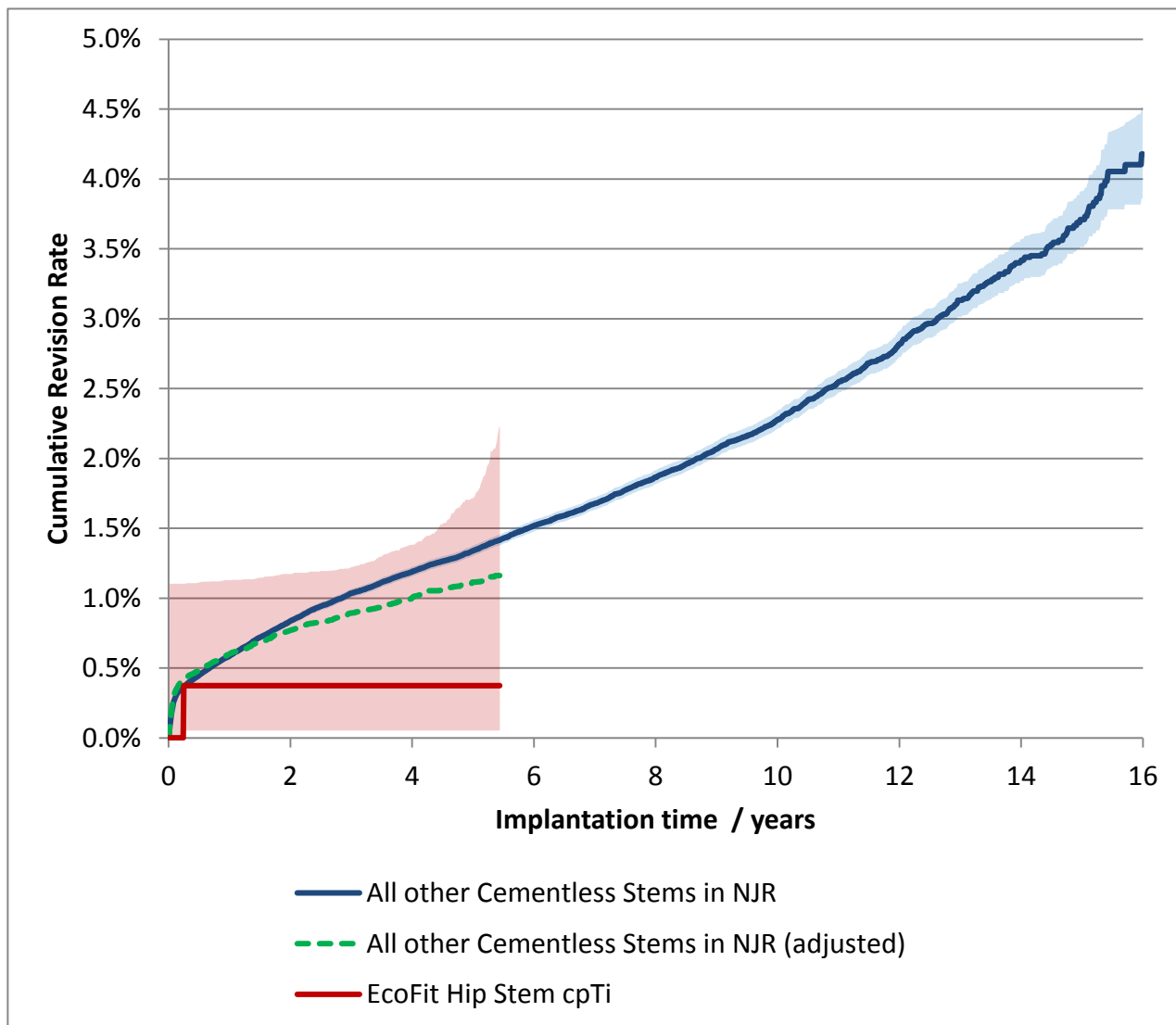
Cox Proportional Hazards model for revision risk ratio of EcoFit Hip Stem cpTi / All other Cementless Stems in NJR, with endpoint as any revision.

| Adjustment | Hazard Ratio (95% CI) | p-value |
|--|-----------------------|---------|
| All bearings. Unadjusted. | 0.30 (0.04 - 2.11) | 0.226 |
| All bearings. Adjusted for age, gender, year cohort and indications. | 0.39 (0.05 - 2.74) | 0.341 |

Revision and Survivorship

Cumulative Revision Rate

Endpoint: Femoral Revision. Excluding Metal-on-Metal



Cox Proportional Hazards model for revision risk ratio of EcoFit Hip Stem cpTi / All other Cementless Stems in NJR, with endpoint as any revision.

| Adjustment | Hazard Ratio (95% CI) | p-value |
|---|-----------------------|---------|
| Excluding MoM. Unadjusted. | 0.33 (0.05 - 2.31) | 0.262 |
| Excluding MoM. Adjusted for age, gender, year cohort and indications. | 0.39 (0.05 - 2.74) | 0.341 |

Revision and Survivorship

Cumulative Revision Rate

Endpoint: All revisions

| Period /years | All Bearing types | | | | Excluding Metal on Metal Bearings | | | |
|---------------|-------------------|----------------------|-----------------------------------|--------------------|-----------------------------------|----------------------|-----------------------------------|--------------------|
| | At Risk | EcoFit Hip Stem cpTi | All other Cementless Stems in NJR | All THR | At Risk | EcoFit Hip Stem cpTi | All other Cementless Stems in NJR | All THR |
| 0 | 272 | - | - | - | 272 | - | - | - |
| 1 | 249 | 1.1% (0.4% - 2.4%) | 1.0% (0.9% - 1.0%) | 0.8% (0.8% - 0.8%) | 249 | 1.1% (0.4% - 2.4%) | 0.9% (0.9% - 1.0%) | 0.8% (0.8% - 0.8%) |
| 2 | 221 | 1.1% (0.4% - 2.5%) | 1.4% (1.4% - 1.4%) | 1.2% (1.1% - 1.2%) | 221 | 1.1% (0.4% - 2.5%) | 1.3% (1.3% - 1.4%) | 1.1% (1.1% - 1.1%) |
| 3 | 197 | 1.1% (0.4% - 2.6%) | 1.8% (1.7% - 1.8%) | 1.5% (1.5% - 1.5%) | 197 | 1.1% (0.4% - 2.6%) | 1.7% (1.6% - 1.7%) | 1.4% (1.4% - 1.4%) |
| 4 | 138 | 1.1% (0.4% - 2.8%) | 2.2% (2.1% - 2.2%) | 1.8% (1.8% - 1.9%) | 138 | 1.1% (0.4% - 2.8%) | 1.9% (1.9% - 1.9%) | 1.6% (1.6% - 1.6%) |
| 5 | 77 | 1.1% (0.4% - 3.4%) | 2.6% (2.6% - 2.7%) | 2.2% (2.2% - 2.3%) | 77 | 1.1% (0.4% - 3.4%) | 2.2% (2.1% - 2.2%) | 1.9% (1.8% - 1.9%) |
| 6 | | (-) | 3.1% (3.1% - 3.2%) | 2.6% (2.6% - 2.7%) | | (-) | 2.4% (2.4% - 2.5%) | 2.1% (2.1% - 2.1%) |
| 7 | | (-) | 3.6% (3.6% - 3.7%) | 3.1% (3.0% - 3.1%) | | (-) | 2.7% (2.6% - 2.7%) | 2.4% (2.3% - 2.4%) |
| 8 | | (-) | 4.2% (4.1% - 4.3%) | 3.5% (3.5% - 3.6%) | | (-) | 3.0% (2.9% - 3.0%) | 2.7% (2.6% - 2.7%) |
| 9 | | (-) | 4.8% (4.7% - 4.8%) | 4.0% (4.0% - 4.1%) | | (-) | 3.3% (3.2% - 3.4%) | 3.0% (2.9% - 3.0%) |
| 10 | | (-) | 5.4% (5.3% - 5.5%) | 4.6% (4.5% - 4.6%) | | (-) | 3.6% (3.6% - 3.7%) | 3.3% (3.3% - 3.4%) |
| 11 | | (-) | 6.1% (6.0% - 6.2%) | 5.1% (5.1% - 5.2%) | | (-) | 4.1% (4.0% - 4.2%) | 3.7% (3.7% - 3.8%) |
| 12 | | (-) | 6.8% (6.6% - 6.9%) | 5.7% (5.7% - 5.8%) | | (-) | 4.5% (4.4% - 4.6%) | 4.2% (4.1% - 4.3%) |
| 13 | | (-) | 7.4% (7.2% - 7.6%) | 6.3% (6.2% - 6.4%) | | (-) | 5.0% (4.9% - 5.2%) | 4.7% (4.6% - 4.8%) |
| 14 | | (-) | 8.1% (7.9% - 8.3%) | 6.9% (6.8% - 7.0%) | | (-) | 5.6% (5.4% - 5.8%) | 5.1% (5.0% - 5.3%) |
| 15 | | (-) | 8.7% (8.5% - 9.0%) | 7.6% (7.4% - 7.7%) | | (-) | 6.2% (6.0% - 6.5%) | 5.8% (5.6% - 5.9%) |

Cumulative revision rate with 95% confidence intervals

Rate is only reported for times where more than 40 remain at risk

Revision and Survivorship

Cumulative Revision Rate

Endpoint: Femoral Revision

| Period /years | All Bearing types | | | | Excluding Metal on Metal Bearings | | | |
|---------------|-------------------|----------------------|----------------------|--------------------|-----------------------------------|----------------------|----------------------|--------------------|
| | At Risk | EcoFit Hip Stem cpTi | All other Cementless | All THR | At Risk | EcoFit Hip Stem cpTi | All other Cementless | All THR |
| 0 | 272 | - | - | - | 272 | - | - | - |
| 1 | 249 | 0.4% (0.1% - 1.1%) | 0.6% (0.6% - 0.6%) | 0.5% (0.5% - 0.5%) | 249 | 0.4% (0.1% - 1.1%) | 0.6% (0.6% - 0.6%) | 0.5% (0.5% - 0.5%) |
| 2 | 221 | 0.4% (0.1% - 1.2%) | 0.9% (0.8% - 0.9%) | 0.8% (0.7% - 0.8%) | 221 | 0.4% (0.1% - 1.2%) | 0.8% (0.8% - 0.9%) | 0.7% (0.7% - 0.7%) |
| 3 | 197 | 0.4% (0.1% - 1.2%) | 1.1% (1.1% - 1.1%) | 1.0% (1.0% - 1.0%) | 197 | 0.4% (0.1% - 1.2%) | 1.0% (1.0% - 1.1%) | 0.9% (0.9% - 0.9%) |
| 4 | 138 | 0.4% (0.1% - 1.4%) | 1.3% (1.3% - 1.3%) | 1.2% (1.2% - 1.2%) | 138 | 0.4% (0.1% - 1.4%) | 1.2% (1.2% - 1.2%) | 1.0% (1.0% - 1.1%) |
| 5 | 77 | 0.4% (0.1% - 1.7%) | 1.5% (1.5% - 1.5%) | 1.4% (1.4% - 1.5%) | 77 | 0.4% (0.1% - 1.7%) | 1.3% (1.3% - 1.4%) | 1.2% (1.2% - 1.2%) |
| 6 | | (-) | 1.8% (1.7% - 1.8%) | 1.7% (1.7% - 1.8%) | | (-) | 1.5% (1.5% - 1.6%) | 1.4% (1.4% - 1.4%) |
| 7 | | (-) | 2.0% (1.9% - 2.0%) | 2.0% (2.0% - 2.0%) | | (-) | 1.7% (1.6% - 1.7%) | 1.5% (1.5% - 1.6%) |
| 8 | | (-) | 2.3% (2.2% - 2.3%) | 2.3% (2.3% - 2.3%) | | (-) | 1.9% (1.8% - 1.9%) | 1.7% (1.7% - 1.8%) |
| 9 | | (-) | 2.6% (2.5% - 2.6%) | 2.7% (2.6% - 2.7%) | | (-) | 2.1% (2.0% - 2.1%) | 2.0% (1.9% - 2.0%) |
| 10 | | (-) | 2.9% (2.8% - 3.0%) | 3.0% (3.0% - 3.0%) | | (-) | 2.3% (2.2% - 2.3%) | 2.2% (2.2% - 2.2%) |
| 11 | | (-) | 3.3% (3.2% - 3.3%) | 3.4% (3.3% - 3.4%) | | (-) | 2.5% (2.5% - 2.6%) | 2.5% (2.4% - 2.5%) |
| 12 | | (-) | 3.6% (3.5% - 3.7%) | 3.8% (3.8% - 3.9%) | | (-) | 2.8% (2.7% - 2.9%) | 2.8% (2.8% - 2.9%) |
| 13 | | (-) | 4.0% (3.9% - 4.1%) | 4.2% (4.2% - 4.3%) | | (-) | 3.1% (3.0% - 3.3%) | 3.1% (3.1% - 3.2%) |
| 14 | | (-) | 4.3% (4.2% - 4.5%) | 4.6% (4.5% - 4.7%) | | (-) | 3.4% (3.3% - 3.6%) | 3.4% (3.3% - 3.5%) |
| 15 | | (-) | 4.6% (4.4% - 4.8%) | 5.1% (5.0% - 5.2%) | | (-) | 3.7% (3.5% - 3.9%) | 3.8% (3.7% - 3.9%) |

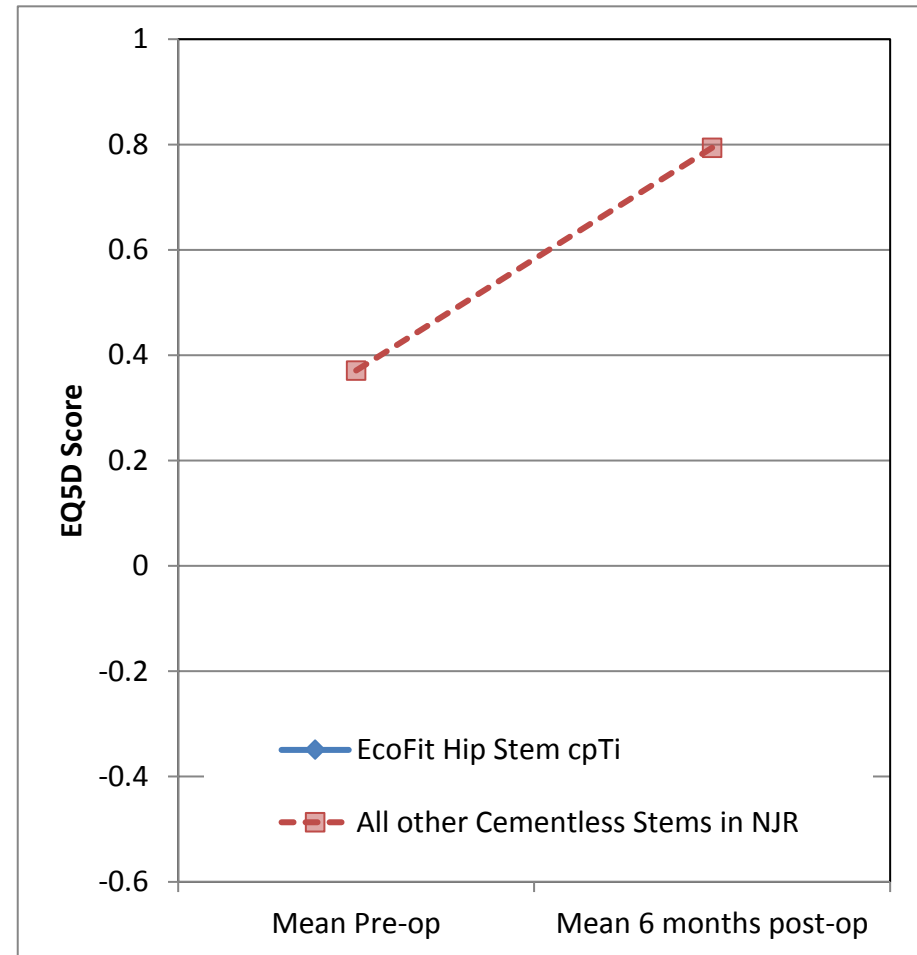
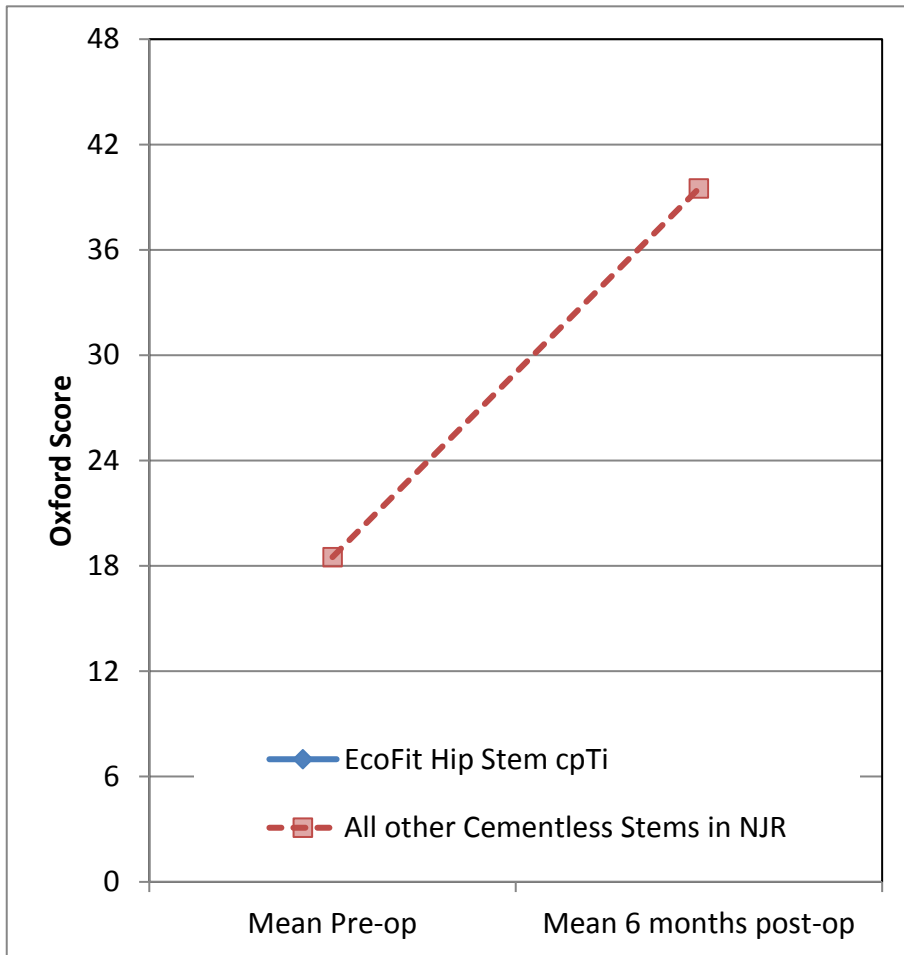
Cumulative revision rate with 95% confidence intervals

Rate is only reported for times where more than 40 remain at risk

Patient Reported Outcomes

Comprising PROMs data up to and including: 29/03/2018

PROMs Analysis



Patient Reported Outcomes

PROMs Analysis

Comprising PROMs data up to and including: 29/03/2018

| Oxford Hip Score (0 - 48) | EcoFit Hip Stem cpTi | All other Cementless Stems in NJR | All THR in NJR |
|--------------------------------|----------------------|--------------------------------------|--------------------|
| Paired Records | 0 | 128,746 | 291,075 |
| PreOp score | | 18.5 (18.4 - 18.5) | 18.0 (18.0 - 18.0) |
| 6 month score | | 39.9 (39.8 - 39.9) | 39.3 (39.3 - 39.4) |
| 6 month score (adjusted) | | 39.5 (39.4 - 39.5) | 39.3 (39.3 - 39.4) |
| Health gain | | 21.4 (21.3 - 21.4) | 21.3 (21.3 - 21.4) |
| Health gain (adjusted) | | 21.4 (21.4 - 21.5) | 21.3 (21.3 - 21.4) |
| p value (adjusted health gain) | | | |
| Score Improved | 0.0% | 97.1% | 97.2% |

| EQ-5D Index (-0.59 - 1.00) | EcoFit Hip Stem cpTi | All other Cementless Stems in NJR | All THR in NJR |
|--------------------------------|----------------------|--------------------------------------|-----------------------|
| Paired Records | 0 | 118,955 | 267,683 |
| PreOp score | | 0.371 (0.369 - 0.372) | 0.355 (0.354 - 0.356) |
| 6 month score | | 0.801 (0.800 - 0.802) | 0.792 (0.791 - 0.792) |
| 6 month score (adjusted) | | 0.794 (0.793 - 0.795) | 0.792 (0.791 - 0.792) |
| Health gain | | 0.430 (0.428 - 0.432) | 0.437 (0.435 - 0.438) |
| Health gain (adjusted) | | 0.439 (0.438 - 0.440) | 0.437 (0.436 - 0.437) |
| p value (adjusted health gain) | | | |
| Score Improved | 0.0% | 89.4% | 89.4% |

| EQ-VAS (0 - 100) | EcoFit Hip Stem cpTi | All other Cementless Stems in NJR | All THR in NJR |
|--------------------------------|----------------------|--------------------------------------|--------------------|
| Paired Records | 0 | 114,409 | 256,675 |
| PreOp score | | 65.4 (65.3 - 65.6) | 65.0 (64.9 - 65.1) |
| 6 month score | | 77.6 (77.5 - 77.7) | 76.8 (76.7 - 76.9) |
| 6 month score (adjusted) | | 76.9 (76.8 - 77.0) | 76.8 (76.7 - 76.8) |
| Health gain | | 12.2 (12.0 - 12.3) | 11.8 (11.7 - 11.9) |
| Health gain (adjusted) | | 11.9 (11.8 - 12.0) | 11.8 (11.7 - 11.8) |
| p value (adjusted health gain) | | | |
| Score Improved | 0.0% | 66.7% | 65.6% |

Adjusted scores correspond to the NHS Digital version 3 casemix-adjustment model. This includes patient variables from PROMs, HES, and IMD data.

Summary Report for:

EcoFit Hip Stem cpTi

Responses are not case mix adjusted

Patient Reported Outcomes



Patient Reported Outcomes

Success

| Response | EcoFit Hip Stem cpTi | All other Cementless Stems in NJR |
|----------|----------------------|-----------------------------------|
| | | |
| | | |
| | | |
| | | |
| | | |

Answer to 6-months general health question:
 "Overall, how are your problems now, compared to before your operation?"

Satisfaction

| Response | EcoFit Hip Stem cpTi | All other Cementless Stems in NJR |
|----------|----------------------|-----------------------------------|
| | | |
| | | |
| | | |
| | | |
| | | |

Answer to 6-months general health question:
 "How would you describe the results of your operation?"

Disclaimer

Disclaimer

The National Joint Registry (NJR) produces this report through its contractor, Northgate Public Services (UK) Limited (NPS) using data collected, collated and provided by third parties. As a result, neither NJR or NPS takes any responsibility for the accuracy, currency, reliability and correctness of any data used or referred to in this report, and disclaims all warranties in relation to such data, in each case to the maximum extent permitted by legislation.

To the maximum extent permitted by law, neither the NJR or NPS shall have any liability (including but not limited to liability by reason of negligence) for any loss, damage, cost or expense incurred or arising by reason of any person using or relying on the data within this report and whether caused by reason of any error, omission or misrepresentation in the report or otherwise. This report is not to be taken as advice. Third parties using or relying on the data in this report do so at their own risk and will be responsible for making their own assessment and should verify all relevant representations, statements and information with their own professional advisers.

Appendix A: Component List

| Catalogue Number | Description | Number Implanted |
|------------------|--|------------------|
| 30393062 | EcoFit® hip stem cementless cpTi standard size 6.25mm | 7 |
| 30393075 | EcoFit® hip stem cementless cpTi standard size 7.5mm | 17 |
| 30393087 | EcoFit® hip stem cementless cpTi standard size 8.75mm | 27 |
| 30393100 | EcoFit® hip stem cementless cpTi standard size 10mm | 40 |
| 30393112 | EcoFit® hip stem cementless cpTi standard size 11.25mm | 20 |
| 30393125 | EcoFit® hip stem cementless cpTi standard size 12.5mm | 35 |
| 30393137 | EcoFit® hip stem cementless cpTi standard size 13.75mm | 21 |
| 30393150 | EcoFit® hip stem cementless cpTi standard size 15mm | 27 |
| 30393175 | EcoFit® hip stem cementless cpTi standard size 17.5mm | 9 |
| 30394062 | EcoFit® hip stem cementless cpTi lateralized size 6.25mm | 1 |
| 30394075 | EcoFit® hip stem cementless cpTi lateralized size 7.5mm | 2 |
| 30394087 | EcoFit® hip stem cementless cpTi lateralized size 8.75mm | 3 |
| 30394100 | EcoFit® hip stem cementless cpTi lateralized size 10mm | 14 |
| 30394112 | EcoFit® hip stem cementless cpTi lateralized size 11.25mm | 15 |
| 30394125 | EcoFit® hip stem cementless cpTi lateralized size 12.5mm | 12 |
| 30394137 | EcoFit® hip stem cementless cpTi lateralized size 13.75mm | 5 |
| 30394150 | EcoFit® hip stem cementless cpTi lateralized size 15mm | 11 |
| 30394175 | EcoFit® hip stem cementless cpTi lateralized size 17.5mm | 5 |
| 30430075 | EcoFit® hip stem cementless short stem standard size 7.5mm | 1 |

Appendix A: Component List

| Catalogue Number | Description | Number Implanted |
|------------------|--|------------------|
| 104.3600 | Bilox Delta Modular Head 36mm SHORT -4.0mm 12/14 Eurocone Taper | 4 |
| 104.3605 | Bilox Delta Modular Head 36mm MEDIUM 0.0mm 12/14 Eurocone Taper | 1 |
| 104.4000 | Bilox Delta Modular Head 40mm SHORT -4.0mm 12/14 Eurocone Taper | 1 |
| 23873200 | ic- head CoCrMo taper 12/14mm size Ø 32mm S | 1 |
| 25863200 | ic- head BioloX® delta taper 12/14mm size Ø 32mm S | 1 |
| 25863600 | ic- head BioloX® delta taper 12/14mm size Ø 36mm S | 7 |
| 25863605 | ic- head BioloX® delta taper 12/14mm size Ø 36mm M | 10 |
| 25873205 | ic- head BioloX® forte taper 12/14mm size Ø 32mm M | 1 |
| 27872800 | ic- head titanium taper 12/14mm size Ø 28mm S | 23 |
| 27872805 | ic- head titanium taper 12/14mm size Ø 28mm M | 27 |
| 27872810 | ic- head titanium taper 12/14mm size Ø 28mm L | 4 |
| 27873200 | ic- head titanium taper 12/14mm size Ø 32mm S | 35 |
| 27873205 | ic- head titanium taper 12/14mm size Ø 32mm M | 73 |
| 27873210 | ic- head titanium taper 12/14mm size Ø 32mm L | 26 |
| 27873215 | ic- head titanium taper 12/14mm size Ø 32mm XL | 9 |
| 27873600 | ic- head titanium taper 12/14mm size Ø 36mm S | 11 |
| 27873605 | ic- head titanium taper 12/14mm size Ø 36mm M | 21 |
| 27873610 | ic- head titanium taper 12/14mm size Ø 36mm L | 12 |
| 27873615 | ic- head titanium taper 12/14mm size Ø 36mm XL | 2 |
| E321.028 | Trinity CoCr Modular Head 28mm SHORT -3.5mm 12/14 Eurocone Taper | 1 |
| E321.228 | Trinity CoCr Modular Head 28mm LONG +3.5mm 12/14 Eurocone Taper | 1 |