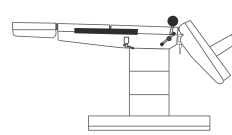
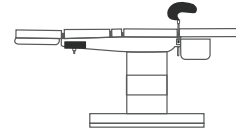


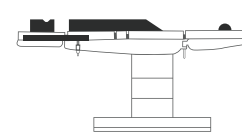
Supine position



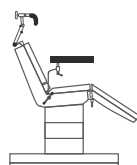
Jackknife position



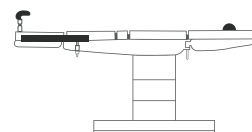
Lithotomy position



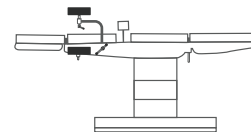
Prone position



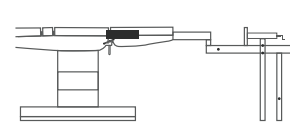
Beach chair position



Prone position



Lateral position



Orthopedic surgery

#### Technical Specifications

Model	OP350
Table Width (w/o side rails, mm)	520
Table Height (w/o pads, mm)	495 - 1000
Trendelenburg/Reverse	30°/30°
Lateral Tilt (left/right)	25°/25°
BackPlace Up/Down	85°/45°
Head Plate Up/Down (detachable)	60°/90°
Leg Plate Up/Down (detachable)	20°/90°
Leg Plate Split(detachable)	180°
Flex/Reflex	225° / 95°
Kidney-bridge Elevator Up (mm)	130 (Optional)
Longitudinal Shift (mm)	355
WeightCapacity (kg)	350



Corporate Headquarter  
 HEYER Medical AG  
 Carl-Heyer-Str. 1/3, 56130 Bad Ems, Germany  
 Tel: +49 2603 791 0  
 Fax: +49 2603 791 200  
 info@heyarmed.com  
 www.heyarmed.com

Manufacturer  
 HEYER Medical Co., Ltd.  
 No.10, Chaobai Street, Yanjiao Development Zone  
 065201, Sanhe City, Hebei, China  
 Tel: +86 10 5841 1198  
 Fax: +86 10 6371 8989  
 marketing@heyarmed.com

AOP350-2024\_05



OP350  
 Electro-hydraulic operating table



## OP350 Low position operating table

An ultra-low body position of 495mm and a wide range of lifting stroke of 505mm are just two of the many advantages of an innovatively designed electro-hydraulic operating table that can meet the application of multiple clinical scenarios, especially the low body position requirements of neurosurgery and MIS.



### 495mm ultra low position

For specialties like neurosurgery, ophthalmology, ENT, and MIS, among others, low body posture is essential. The 495mm ultra-low tabletop height may accommodate the needs of seated procedures while improving patient comfort and surgical workflow.

A 505mm lifting stroke with a large range creates the ideal workspace to accommodate various surgical positions' height requirements, particularly in orthopedic surgery.



### Full perspective space

A greater operating space for the C-arm machine may be made available without moving the patient thanks to the superb combination of the head-leg plate exchange function and the longitudinal sliding of the table top, which together create an intraoperative imaging range of more than 1400mm.

With the use of sprocket technology, the integrated kidney bridge can accomplish indirect transmission, ensuring an unhindered viewing angle over the entire table and advancing high-quality X-ray imaging.



### More comfort experience

A multi-layer memory sponge mattress with an anti-static 75mm layer provides patients with comfort and breathability.






### High-quality material

The superior impact and corrosion resistance of Hi-Q stainless steel material is complemented by its ease of washing and disinfection both prior to and following operation.



### Intelligent anti-collision system

When meeting the technical requirements for specialist surgery, the angle parameter of a single motion must be expanded to the greatest extent feasible. When the OP350 is moving mechanically, a clever software system for 3D modeling identifies angle data in real time and prevents collisions.



### 350 kg Safe weight

With exceptionally high stability, the OP350 can safely support loads up to 350 kg. By utilizing liquid pressure intelligent speed control technology, ensure the stability of important indicators like heart rate and blood flow distribution. It can also intelligently adjust the speed according to the actual disease load during the process of upgrading and changing the body position.



### Various control methods

ICONS on the control panel are simple to use and comprehend. The safe operation of the operating table is guaranteed by two operating panels: the hand and the column. Position adjustment is made easier by the one-button reset feature.



### 4 sets of hydraulic support system

The operating table's overall low center of gravity and four sets of hydraulic supports made especially for the OP350 increase its durability and safety. To make it easier to move the operating table, each set of support devices has strong anti-static wheels. When the brakes are released, any key is immediately locked in its present position.



### LCD screen remote control

Visual operating table information. Custom position storage allows quick deployment of different types of positions for faster surgical preparation















Accessories


- High strength 304 stainless steel
- Strong corrosion resistance, easy to clean and disinfection
- Simple structure, easy to install and disassemble
- Multiple options support multitude body positions and surgical procedures

Standard Accessories

		
Round-hole clamp	Anesthesia screen*	Body strap
		
Arm rest	Lateral support*	Knee crutch*

Optional Accessories

		
Foot plate (notched clamp)**	High position arm holder*	Connection bracket
		
Head rest(connection bracket)***	Head plate(connection bracket)***	Hand operating table*
		
Instrument tray*	Iliac support*	Intervertebral pad
		
Drainage bowl	Infusion frame*	X-Ray Cassette Holder*



Orthopedic traction










- In line with EU standards
- Suitable for most orthopedic surgeries
- High strength 304 stainless steel
- Structural stability design ensures maximum intraoperative safety
- X-ray radiolucent for free access to C-arm

Noted: \* means using together with the round-hole clamp  
\*\* means using together with notched clamp  
\*\*\* means using together with connection bracket

Gel Pad

All gel pads are made of viscoelastic polymer gel. They make patients feeling stable and comfortable during positioning and can be operated in the working environment of -10 C ~ 50 C .

- Uniform dispersion and biocompatibility of human skin and tissues to avoid pressure sores
- Easy to clean and disinfect
- X-ray translucent performance for X-ray imaging
- Cost effective and durable

		
Prostrate head pad	Donut head pad	Horseshoe head pad
		
Ophthalmic head pad	Lateral pad	Universal dome shaped pad
		
Contoured arm/Leg pad	Heel pad	Torso section