

Disposable Medical Cervical Biopsy Sample Taking Brush

Item Number: 8101-A/8101-B



Size:	195mm	Warranty:	2 Years
After-Sale Service:	Online Technical Support	Instrument Classification:	Class I
Port:	SHANGHAI	Item Number:	8101-A/8101-B
High Light:	Large pointed medical cervical brush, Sampling medical cervical brush, 195mm cervical Sampling brush		

Product Description: Endocervical brush enables simultaneous collection of ectocervical, endocervical and transformation-zone cells with a single device. The brush is made up of well-defined semi-circular soft, flexible hairs for the optimal sample collection.

Indication for Use: Mainly used for medical institutions to screen for cervical lesions, endometrial lesions, and reproductive tract pathogenic microorganisms.

Material:

Name	Cervical brush
Brush head material	PP, nylon, stainless steel
Length	Length
Diameter of brush head	5-7mm
Packing	100pcs/box
Color For Bar	White
Application	All types available, Disposable Gynecological Examination

Sterilization: EO**Production Packing:** Individual in Paper peeled pouch, 100pcs per box, 2000pcs per Carton;**Regular Carton Size:** 60*26*32 cm**N.W./G.W.:** 4.5KGS/5.5KGS;**Advantages**

Cervical Brush (Snap -Tip) works with today's liquid based cytology automated systems. The Brush comes in a 7 1/2" length with the brush top portion featuring an easy Snap-Tip and flexible PP shaft. This portion can then easily be dropped into a preparation jar for transport.

Instructions for Use

Obtain an adequate sampling from the endocervix using an endocervical brush device. Insert the brush into the cervix until only the bottom-most fibers are exposed. Slowly rotate 1/4 or 1/2 turn in one direction. **DO NOT OVER-ROTATE THE BRUSH.**


Rinse the brush as soon as possible in the Preservative Solution by rotating the device in the solution 10 times while pushing it against the Preservative vial wall. Swirl the brush vigorously to further release material. Discard the brush.

Special Notes:

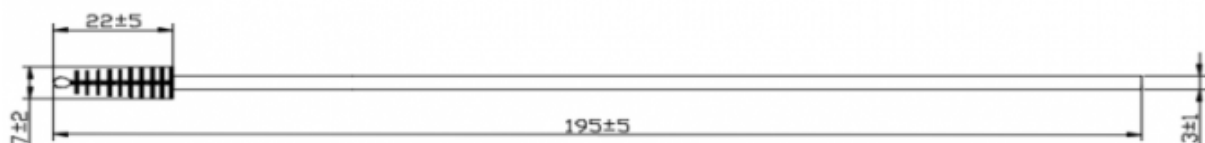
take care to sample the squamo-columnar junction. This is the junction where the columnar epithelium of the endocervical canal meets the squamous epithelium of the vagina. It is the area where cell changes occur.

Pregnancy: do not use endocervical brush.**Products Details****8101-A**

size:


**8101-B**

size



Endocervical Sterile Histology Cervical Brush PE Head

Item Number: 8302



Properties:	General Examination Apparatus	Size:	206MM
Stock:	Yes	Material:	PE HEAD, PE Head, PP Rod
Quality Certification:	Ce	Instrument Classification:	Class II
Safety Standard:	EN 149 -2001+A1-2009	Product Name:	Disposable Sterile Cervical Sampler
Application:	Sampling For Testing	MOQ:	10000
Packing:	Individual Package	Sample:	Can Be Offered
Certificate:	CE ISO	Port:	Shanghai
High Light:	Endocervical Histology Cervical Brush, PE Head Histology Cervical Brush, Endocervical sterile cytology brush		

8302 Disposable cervical sampler HPV gynecological examination woman brush

The Cervical Brush enables simultaneous collection of ectocervical, endocervical and transformation-zone cells with a single device. The brush is made up of well-defined semi-circular soft, flexible hairs for the optimal sample collection. The Cervical Brush can be used for HPV testing, conventional cytology and liquid-based cytology. The hydrophobic material of the brush facilitates the release of the cell material into the fluid or on to a glass slide.

Item Number	8302
Production Description:	Disposable cervical sampler brush HPV gynecological examination woman PP LDPE cleaning head plastic handle ---head material: LDPE, handle material: PP
Product Application :	For clinical use of cervical cells for sampling,HPV examination
Logo Print:	printing on the package
Production Packing:	Sterilization packaging,paper-plastic
Regular Carton Size:	57*30*50cm,100PC/box,2000pcs/carton
N.W./G.W.	10/11kg
Production Time:	According to customer`s quantity and PO date &Rush order
Sample Delivery:	20-30 days
Shipping :	Air or sea -Fedex,DHL,USP,DHL
Usage	Hospital using,Medical using, Home nursing,Clinic nursing etc

Instructions

1. This product is sterilized by ethylene oxide, sterile and non-toxic.
2. After the vagina is dilated by the vaginal speculum, insert the tip end of the cervical sampler into the cervix until the bristles on both sides are in close contact with the two sides of the cervix.
3. Hold the handle of cervical sampler with thumb and forefinger and rotate the cervical sampler for 2-5 turns in one direction, then pull out the cervical sampler.
4. Disassemble the brush head and put it into the cell preservation solution for sample inspection.