

**BOWA**  
**ARC**  
**400**



# ARC 400

Electrosurgical device  
Performance at your fingertips

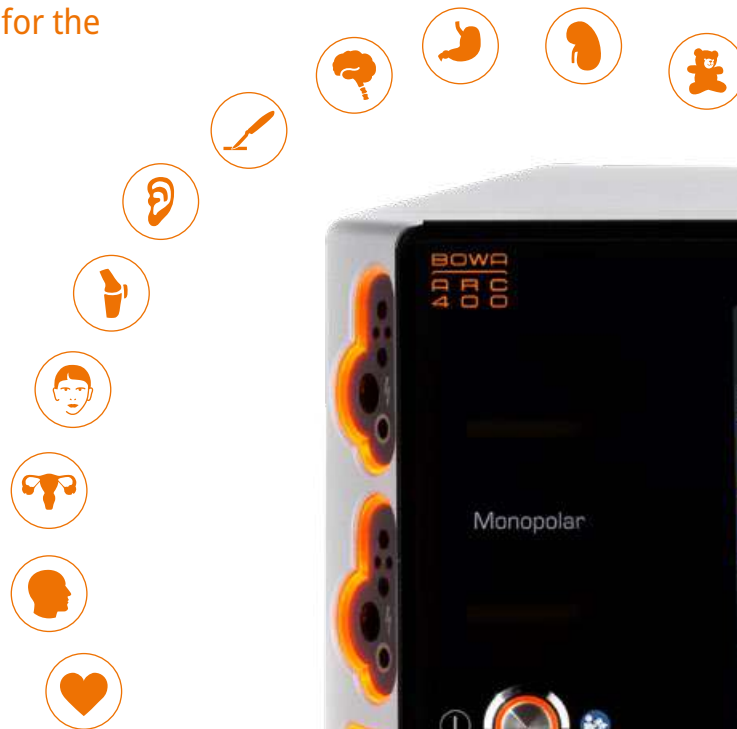
# ARC 400

## Putting heart and soul into the operating theatre

The best doesn't cut it. You have to look beyond to discover new insights and new solutions.

Discover the new generation of electro-surgical devices with the ARC 400.  
Discover true passion and ultimate performance for the operating theatre.

Ideal areas of application for the  
ARC 400 in HF surgery



### Individual set-up

Each discipline comes with specific requirements, each team works differently, each procedure is individual.

- User interface can be easily configured to your requirements with the interactive touchpad
- Depending on the indication, select the pre-configured standard values or create an individual favourite setting for your specific discipline and working style

# Touchpad technology for more intuition in the operating theatre

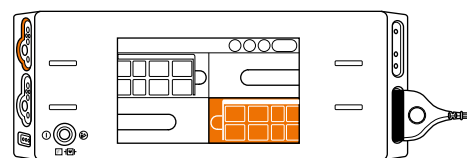
With the ARC 400, you can control all device functions at the touch of a finger via the interactive touchpad using clearly arranged icons.



## Intuitive operation

Get an overview – in any situation

- Clear instrument assignment
- Plug'n Cut COMFORT automatically preselects the correct basic settings of connected COMFORT instruments



Each assigned socket is clearly allocated to a quadrant of the display



## Efficient performance

Save valuable operating theatre time through simple operation

- Special LIGATION function
- Up to 5 instruments simultaneously on the ARC 400
- Fast communication with other system components and simple software updates using USB and several standard ports



# The COMFORT SYSTEM

Process reliability, quality assurance, monitoring –  
the COMFORT SYSTEM documents its use directly in the instrument

## Smart RFID technology

The ARC 400 or the COMFORT BOX read out the information. You can see at a glance how many times the instrument has already been used and how often it may still be used. This prevents users from exceeding the maximum number of uses. In addition, the system simplifies repeat orders by displaying the order information.

## Maximum efficiency with reduced operating theatre time

The Plug'n Cut functionality of the COMFORT SYSTEM means the generator automatically recognises the instrument and checks and selects the correct device settings. The Plug'n Cut COMFORT function avoids incorrect settings.



# Individual set-up

You can save numerous personal favourite settings and call them up from the favourites menu at the touch of a finger.

## Select your favourite

300 device settings can be saved.



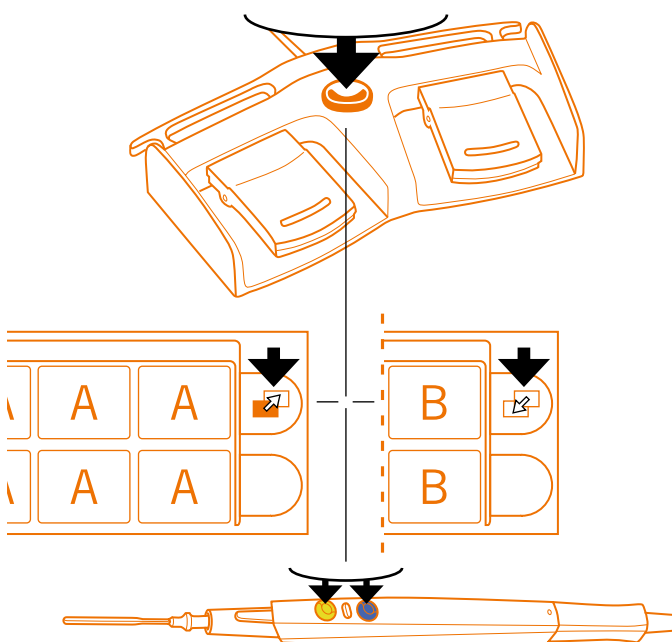
At the touch of a finger: Quickly create and call up favourites

## Directly in your specific application

The ARC 400 offers a wide range of standard electro-surgical and indication-oriented current types enabling the surgical team to operate efficiently.



Experts work together: Use KARL STORZ OR1™ to set the power, the current type and the activation type



# ZAP mode – changing programs by hand or foot

Surgeons benefit from simple operation using the foot switch or the buttons on the electrode handle to choose between two presets during the operation without the need for non-sterile personnel.

# Applications

## Top quality monopolar and bipolar electro-surgery



### For example, MetraLOOP & ARC 400 for fast, safe and precise surgery

The ARC 400 offers a special function for gynaecology with the MetraLOOP mode. The mode is used for laparoscopic supracervical removal of the uterus (LSH). In conjunction with the BOWA MEDICAL MetraLOOP, it is possible to quickly transect the uterus. This means you can work safely, quickly and precisely – even with large loops.



### Gynaecology applications:

- Hysterectomy – open and vaginal, laparoscopic hysterectomy
- TLH: Total laparoscopic hysterectomy
- LASH: Laparoscopic supracervical hysterectomy
- Mastectomy



### Surgery applications:

- Colectomy
- Gastrectomy
- Liver resection
- Thyroidectomy
- Lobectomy
- Cholecystectomy



**For example, ARC 400 and ERGOact / ERGOeco – the perfect system for laparoscopy**  
ARC 400 together with ERGOact or ERGOeco are the perfect system for the special requirements of laparoscopic procedures. ERGOact / ERGOeco can be used for all laparoscopic operations in gynaecology, urology, general and visceral surgery. For bariatric surgery, the laparoscopic instrument is also available with a working length of 460 mm.

### Urology applications:

- Prostatectomy
- Cystectomy
- Nephrectomy



### For example, BiZZER and Plug'n Cut COMFORT for maximum operating comfort

The BiZZER COMFORT version features integrated RFID technology for communication with the ARC 400 with Plug'n Cut COMFORT instrument recognition. Instrument recognition and preselection of the device settings are automatically available immediately after connecting the instru-

ment. Plug'n Cut COMFORT combines maximum ease of use with excellent application safety – inefficient or even hazardous settings are avoided from the outset. In addition, BiZZER COMFORT enables consistent monitoring of the usage cycles on the ARC 400.



# Special applications

Four of many

## Bipolar resection\* for urology

- Extremely reliable incision behaviour and high resection speed
- Avoiding the danger of a TUR syndrome by using saline solution as the medium
- Monopolar transurethral prostate resections (TUR-P), surgical treatment of bladder tumors (TUR-BT), vaporisation of prostate tissue (TUR-VAP)

\*option



Resection CUT



Resection COAG

## Quadruple specialisation: Functions for cardiac surgery

Four highly specialised functions for effective performance



**Monopolar SimCOAG** for simultaneous coagulation and preparation with two monopolar handles



**Cardiac Thorax** for forced coagulations during the opening of the thorax



**Cardiac Mammaria** for forced coagulation in the area of the mammary



**Dry cut** with strong haemostasis

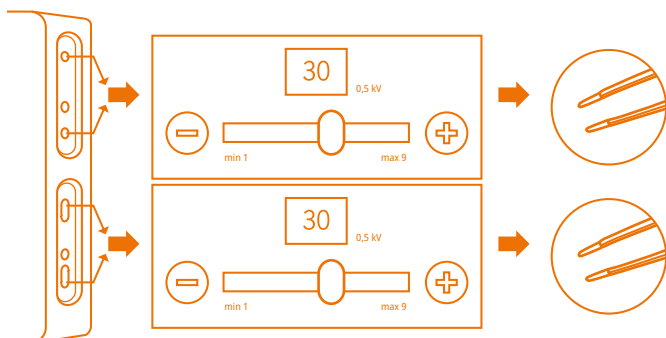
## Simultaneous operation

In contrast to conventional generators, two bipolar instruments can now be activated simultaneously:

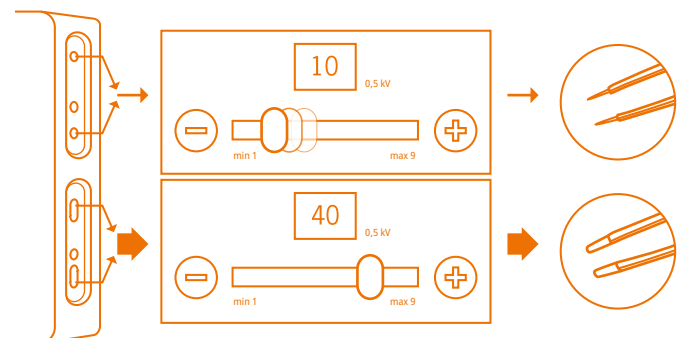
- Uninterruptible
- Individual parameters
- Precise and safe



SimCoag for ARC 400



- Simultaneous instrument activation
- Individual power output



- Individual settings
- Individual power output

### For gynaecology: faster hysterectomy

- Modes for vessel sealing and for monopolar and bipolar resection
  - Special function for laparoscopic supracervical removal of the uterus (LSH)
  - Mode used with the BOWA MetraLOOP, enables a quick transection of the uterus.
- Work safely and precisely – even with large loops

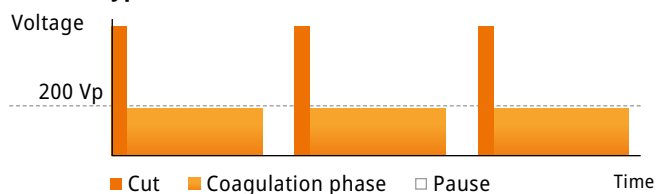


**MetraLOOP**

### GastroCut for gastroenterology

- GastroCut modes offer the best results in polypectomy, papillotomy and endoscopic resections with loops or knife electrodes
  - Series of cutting and coagulation current pulses in three variable speeds “**slow**”, “**medium**” and “**fast**” adapted to requirements
  - Coagulation effect of the cut is controlled across nine levels
- Allows careful work so as to avoid complications where necessary as well as fast work where possible, depending on the situation

#### Current type GastroCut



# Argon workstation

for argon plasma coagulation (APC)  
and argon-assisted electrosurgery



## Easy handling

Safe argon ignition > 10mm

## Effective haemostasis

Non-contact and large-area

## Interdisciplinary use

with rigid and flexible probes

Optimised flow properties for  
excellent ignition

## Argon-assisted cutting

Homogeneous tissue effects

# ARGON COAG and CUT

for argon-assisted cutting and coagulation in open and laparoscopic applications in surgery and gynaecology

- Abdominal surgery
- Laparoscopy
- Liver surgery
- Breast surgery
- Visceral surgery



**Argon CUT**



**Argon COAG**

## **Benefits of argon-assisted electro-surgery in surgery and gynaecology**

- Non-contact coagulation
- Fast superficial coagulation of large areas
- Ignition distance >10 mm

# Argon FLEX / Argon PULSED

for applications in internal medicine with flexible probes



**Argon FLEX**



**Argon PULSED**  
with fine control over several effect levels

## **Benefits of argon-assisted electro-surgery in internal medicine**

- Minimal risk of perforation due to reproducible dosing via power and pulse sequence
- Especially fine coagulation from 1 W in gastroenterology
- Low odour due to reduction of surgical smoke
- Flexible coagulation zone
- Very easy handling due to large ignition distance > 10 mm
- Minimal argon flow rates of 0.4 l/min
- Limited penetration depth

# ARC CART & argon workstation

provides a highly mobile argon workstation  
with useful detailed solutions

## Benefits of argon-assisted electrosurgery in surgery and gynaecology

- Non-contact coagulation in parenchymal tissues, e.g. liver
- Rapid coagulation of large surfaces
- Flexible, homogeneous coagulation zone
- Controlled handling due to large ignition distance > 10 mm

## ARGON COAG and CUT

for argon-assisted cutting and coagulation in open and laparoscopic applications in surgery and gynaecology:

- Abdominal surgery
- Laparoscopy
- Liver surgery
- Mammary surgery
- Visceral surgery



SHE SHA filters surgical smoke with an efficiency of **99.999%**



### SHE SHA smoke evacuation system

- Combination option for open surgery applications
- Combats the health hazards posed by surgical smoke gases. For clean air in the operating theatre



## Recommended basic accessories



### ARC CART

Equipment trolley

REF 902-054

### Foot switch

Twin-pedal foot switch  
with clip

REF 901-032



Single-pedal foot switch

REF 901-011

### SHE SHA

SHE SHA smoke evacuation system

REF 950-001

SHE SHA filter

REF 951-001

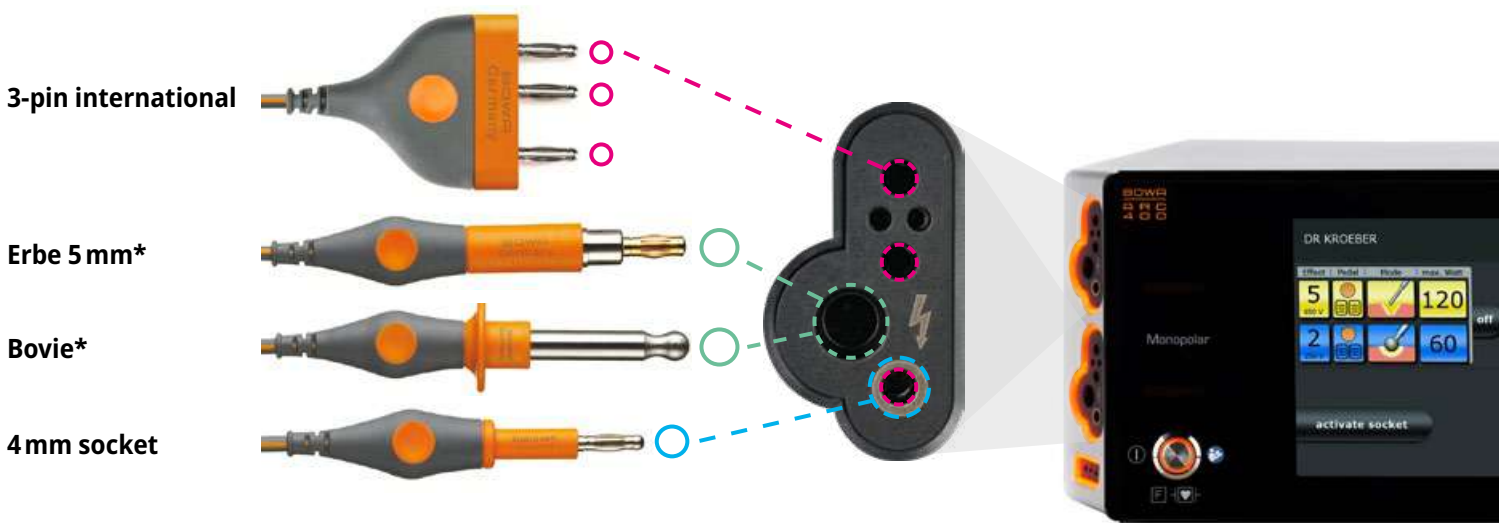
SHE SHA smoke handle

REF 802-033

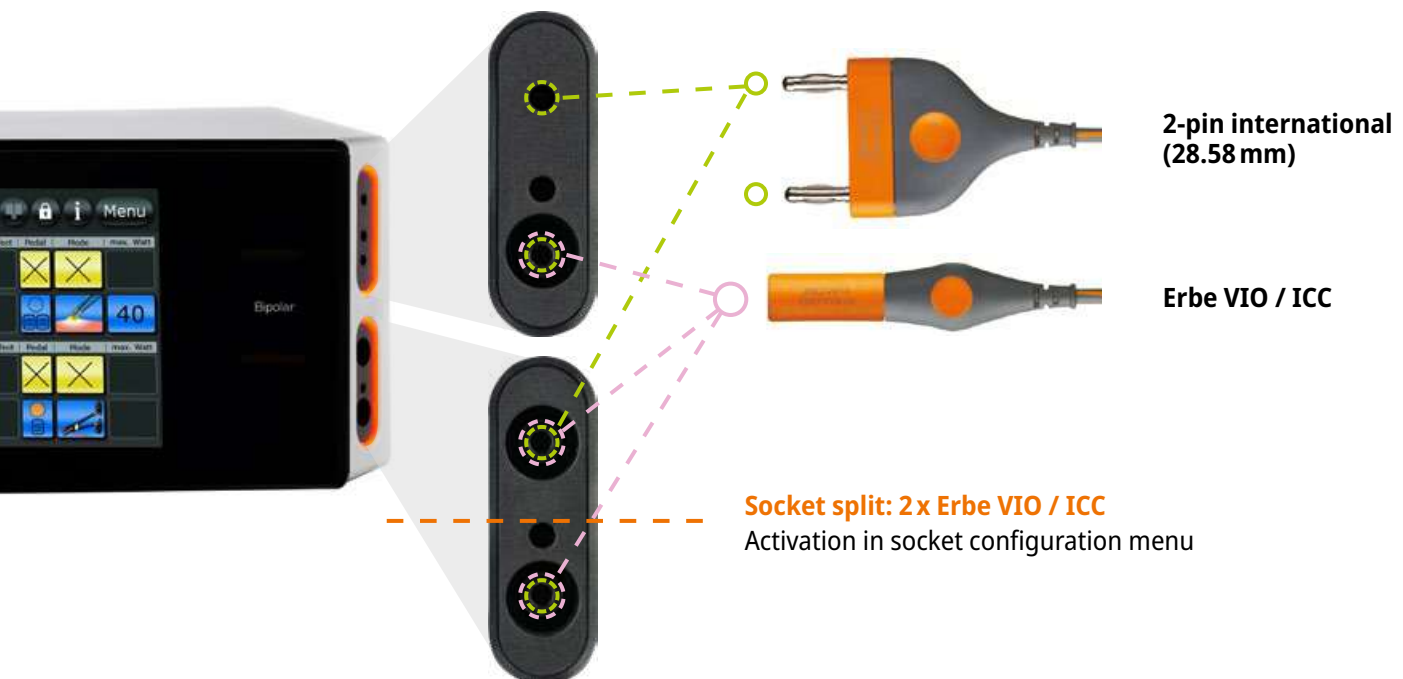


# Sockets for instruments

## Monopolar sockets



## Bipolar sockets



## We are there for you. ✓ Global service network



### Repairs

Fast service in case of technical problems



### Training

Medical technician training at the BOWA Service Centre



### Disposal

Sustainable disposal of waste equipment



### Service packages

Adapted to your individual requirements



### Devices on loan

Loan devices during repair or service

For more information:  
[www.bowa-service.com](http://www.bowa-service.com)

## TECHNICAL DETAILS

Type of insulation / classification	
Protection class according to EN 60601-1	I
Type of applied part (EN 60601-1)	CF
CE in accordance with 2017/745 EU (MDR)	CE 0123

Key data	
Max. MONOPOLAR power	400 W (at 200 Ω)
Max. BIPOLAR power*	400 W (at 75 Ω)
Output frequency	350 kHz

Mains input	220–240 V / 100–127 V
Min. power input	3 W / 40 VA
Max. power input (at 400 W)	700 W / 1150 VA
Mains frequency	50 / 60 Hz
Mains current	max. 5 A @ 230 V   max. 8 A @ 127 V   max. 10 A @ 100 V
Line fuse	2 x T5 AH 250V

Dimensions:	Weight:
430 x 180 x 475 mm	12.5 kg (net)

\* depending on the configuration

# Top quality monopolar and bipolar electrosurgery with sealing technology

Contact your authorised BOWA medical devices consultant now.

[support@bowa-medical.com](mailto:support@bowa-medical.com)



**BOWA**  
A C A D E M Y

## EXPERTISE ensures SAFETY

Discover what the BOWA ACADEMY has to offer now



Online course and certificate



Checklist on HF surgery



[bowa-medical.com/academy](http://bowa-medical.com/academy)



Advanced training events



Live and on-demand webinars