

G-CERTI *certificate*

hereby certifies that

«DNA-Technology Research& Production», LLC

142281, Russia, Moscow region, Protvino, Zheleznodorozhnaya street, 20.

Site 1: "DNA-Technology" LLC, 117587, Russia, Moscow, int. ter. Municipal District Chertanovo Severnoye, Varshavskoye shosse, 125 Zh, building 5, floor 1, office 12.

Site 2: "DNA-Technology TS", LLC, 117246, Russia, Moscow, proezd Nauchny, 20, building 4.

Site 3: "DNA-Technology Research&Development", LLC, 109388, Russia, Moscow, Guryanova street, 83, building 1.

Site 4: "DNA-Technology Research&Production", LLC, 142281, Russia, Moscow region, Protvino, Zheleznodorozhnaya street, 3.

meets the Standard Requirements & Scope as following

ISO 9001:2015 **Quality Management Systems**

Design, manufacturing and distribution of in-vitro diagnostic reagents and devices for medical molecular-genetic diagnostics.

Certificate No : GKRST-0002-QC Code : 12, 23
Initial Date : 2023. 01. 24 Issue Date : 2023. 10. 19
Expiry Date : 2026. 01. 23 Valid Period : 2023. 10. 19 ~ 2025. 01. 23

Signed for and on behalf of GCERTI
President I.K.Choi



**<G-CERTI> is accredited by IAS member of IAF
for the scope and sub scopes described in this certificate.**



To verify the validity of this certificate please visit : www.gcerti.com
Korea, Seoul, Eunpyeong-gu, Eunpyeong-ro, 88, 15F. Surveillance audits shall be conducted at least once a calendar year, except in recertification years. This is to certify that the Management Systems of this company has been found to confirm to the above. If the certified client does not allow surveillance, recertification audits, certificate should be returned to GCERTI. This certificate remains the property of GCERTI and this certificate is recognized by GCERTI.



G-CERTI *certificate*

hereby certifies that

«DNA-Technology Research& Production», LLC

142281, Russia, Moscow region, Protvino, Zheleznodorozhnaya street, 20.

Site 1: "DNA-Technology" LLC, 117587, Russia, Moscow, int. ter. Municipal District Chertanovo Severnoye, Varshavskoye shosse, 125 Zh, building 5, floor 1, office 12.

Site 2: "DNA-Technology TS", LLC, 117246, Russia, Moscow, proezd Nauchny, 20, building 4.

Site 3: "DNA-Technology Research&Development", LLC, 109388, Russia, Moscow, Guryanova street, 83, building 1.

Site 4: "DNA-Technology Research&Production", LLC, 142281, Russia, Moscow region, Protvino, Zheleznodorozhnaya street, 3.

meets the Standard Requirements & Scope as following

ISO 13485:2016

Medical Devices -- Quality Management Systems

Design, manufacturing and distribution of in-vitro diagnostic reagents and devices for medical molecular-genetic diagnostics.

Certificate No : GKRST-0002-MD Code : D
Initial Date : 2023. 01. 24 Issue Date : 2023. 10. 19
Expiry Date : 2026. 01. 23 Valid Period : 2023. 10. 19 ~ 2025. 01. 23

Signed for and on behalf of GCERTI
President I.K.Choi



To verify the validity of this certificate please visit : www.gcerti.com
Korea, Seoul, Eunpyeong-gu, Eunpyeong-ro, 88, 15F. Surveillance audits shall be conducted at least once a calendar year, except in recertification years. This is to certify that the Management Systems of this company has been found to confirm to the above. If the certified client does not allow surveillance, recertification audits, certificate should be returned to GCERTI. This certificate remains the property of GCERTI and this certificate is recognized by GCERTI.



PRODUCT CATALOGUE



**PCR EQUIPMENT
AND KITS**

DNA-Technology

BIOTECHNOLOGICAL SOLUTIONS FOR IN VITRO RESEARCH AND DIAGNOSTICS LABORATORIES

DNA-Technology realizes full production cycle from R&D to manufacture for PCR and NGS applications in scientific and clinical use.

Our goal is to apply the latest scientific findings in the field of molecular biology methods to routine laboratory practice.

We improve the diagnostic quality in order to make the treatment more effective and the prognosis of clinical outcome more precise.

We provide:

- ▶ Turn-key PCR
- ▶ PCR, NGS & LAMP kits
- ▶ Equipment & software
- ▶ Training and support

50+
COUNTRIES
IN DISTRIBUTION
NETWORK

250+
PRODUCT
RANGE

2000+
KITS
PER DAY

30+
YEARS
IN PCR

4500+
DTPRIME DEVICES
IN LABS

500+
QUALIFIED
PERSONNEL

18000+
M² FACTORY
AREA

20+
RT-PCR DEVICE
MODELS


OUR ADVANTAGES




Own unique R&D solutions and scientific projects in cooperation with the leading scientific institutions



Participation in federal programs



Full technological cycle from raw material up to final product



Production from common laboratory devices up to automation solutions for PCR labs



High competences of staff carry out high quality products



Service support from experts onsite and remotely

CERTIFICATION

- ▶ ISO 13485:2016
- ▶ ISO 9001:2015
- ▶ CE IVD
- ▶ Anvisa
- ▶ GMP class 8



OUR WAY TO SUCCESS

Gene fluorescence detector (FLASH) production started

FEMOFLO[®] – the first in the world patented kit for female microbiome composition analysis by the RT-PCR

DTstream robotic devices were released

ANDROFLO[®] – RT-PCR kit for male urogenital tract microbiome examination released

HLA expert typing kits & SARS-CoV-2 kits were released

Opening of a new production facility 8000 m²

1993

2001

2007

2008

2009

2012

2014

2016

2017

2019-2020

2023

2024

Start: Tercyc multi-channel PCR thermal cycler appeared

Real-time PCR thermocycler DT-322 was released

Opening of the first production site 4000 m²

Opening of the second production site 6000 m²

NGS kits production started

ENTEROFLO[®] Kiddy RT-PCR for complex analysis of children gut microbiota composition

PCR Equipment

DTprime

CE-IVDR DTprime Real-Time PCR instruments are available in the following modifications: 4M1, 5M1, 5M3, 5M6, 4X1, 5X1. The first digit stands for a number of detection channels, the letter M or X indicates the thermal unit capacity (M – 96, X – 384 wells), and the following digit reflects the thermal block structure (1 – single-block, 3 or 6 – number of isolated pseudo blocks).

Dimensions (LxWxH), mm	210x538x540
Weight, kg	28.4
Power supply	50/60 Hz, 550 W, 100-240 V
Warranty period, months	24
Built-in barcode scanner	X only
Thermal unit capacity	96 (M), 384 (X)
Mix volume range, µl	10-100 (M), 5-30 (X)
Optimal mix volume range, µl	10-50 (M), 5-25 (X)
Max/average heating rate, °C/s	3.5/3.3 (M), 2.5/2.1 (X)
Max/average cooling rate, °C/s	2.5/2.1 (M), 1.5/1 (X)
Number of detection channels	4 or 5



DTprime II

RUO DTprime II is a new generation of the Real-Time PCR DTprime instruments with 7" touch screen, HRM, FRET assays and other efficient functions. The DTprime II instruments are available in the following modifications: 4M1, 5M1, 5M3, 5M6, 6M1, 6M3, 6M6, 4X1, 5X1, 6X1. The first digit stands for a number of detection channels, the letter M or X indicates the thermal unit capacity (M – 96, X – 384 wells), and the following digit reflects the thermal block structure (1 – single-block, 3 or 6 – number of isolated pseudo blocks).

Dimensions (LxWxH), mm	210x538x540
Weight, kg	28.4
Power supply	50/60 Hz, ≤1100 W, 100-240 V
Warranty period, months	24
Built-in barcode scanner	X only
Thermal unit capacity	96 (M), 384 (X)
Mix volume range, µl	10-100 (M), 5-30 (X)
Optimal mix volume range, µl	10-50 (M), 5-25 (X)
Max/average heating rate, °C/s	5/4
Max/average cooling rate, °C/s	3.6/2.5
Number of detection channels	4, 5 or 6



DTlite

CE-IVDR DTlite is the smallest instrument in its class with a 48-well thermal unit: the optimal solution for low-flow lab. Real-Time PCR instruments are available in the following modifications: 4S1, 5S1. The first digit stands for a number of detection channels.

Dimensions (LxWxH), mm	210x480x310
Weight, kg	17
Power supply	50/60 Hz, 550 W, 100-240 V
Warranty period, months	24
Built-in barcode scanner	no
Thermal unit capacity	48
Mix volume range, µl	10-100
Optimal mix volume range, µl	10-50
Max/average heating rate, °C/s	3.5/3.3
Max/average cooling rate, °C/s	2.5/2.1
Number of detection channels	4 or 5



DTclassic

RUO DTclassic is a classic PCR thermal cycler with advanced characteristics. Touch screen display and user-friendly interface combined with reliable performance make DTclassic perfect for molecular biology analysis in medical, research, veterinary and industrial laboratories..

Dimensions (LxWxH), mm	251x451x276
Weight, kg	15
Power supply	50/60 Hz, 100-650 W, 230 V
Warranty period, months	24 months
Thermal unit capacity	96
Mix volume range, µl	10-100
Max/average heating rate, °C/s	3.5/3
Max/average cooling rate, °C/s	3.3/3
Thermal gradient	Vertical, horizontal
Programs in the device memory	1000 files + USB Flash
Touch screen display	7"



DTspin

The efficient, compact and versatile DTspin (RUO) combines a microcentrifuge and vortexer with an autostop function.

Dimensions (LxWxH), mm	121x179x117
Weight, kg	0.88
Autostop function	yes
Timer, s	3, 5, 10
Max. speed, rpm	2820
Max. RCF	645 x g
Direction of rotation	Clockwise
Motor and drive	Low-noise drive with roller bearing
Braking time, s	≤2
Number of rotors in the package	4
Maximum power consumption, W	55
Power supply	220-240 V, MAX 50 W, 50/60 Hz



DTtherm programmable thermostat

The programmable solid-state thermostat DTtherm is designed for clinical diagnostic and research laboratories. The thermostat maintains temperature with high accuracy complying to one of the nine preset programs and can fit 1.5 and 0.5 ml Eppendorf type tubes.

Dimensions (LxWxH), mm	221x188x128
Weight, kg	2.2
Capacity	1.5 ml – 40, 0.5 ml – 28
Temperature range	from ambient temp up to 99 °C
Number of programs	9
Temperature step	1 °C
Heating rate, °C/min	8
Cooling rate from 90 to 55 °C, min	10
Accuracy (range from 65 to 99 °C)	±0.5 °C
Temperature uniformity	±0.5 °C
Power supply	50/60 Hz, 40 (MAX 300) W, 198-242 V



DTpack microplate sealing device

The DTpack microplate sealing device works with various types of microplates and films. Flexible settings and a compact design make DTpack useful and essential during PCR assays using PCR microplates.

Dimensions (LxWxH), mm	190x260x320
Weight, kg	6
Compatible plate formats	48, 96, 384 wells
Power supply	50/60 Hz, 50 (MAX 800) W, 198-253 V
Working surface temperature, °C	100-200
Working surface dimensions (LxW), mm	120x78
Reaching time t 200 °C, min	<6
Operating time, s	0.1-9.9
Clamping force range, N	10-150



PCR cabinet

PCR cabinet is applicable for isolation of devices and reagents from the external environment in clinical and scientific laboratories. The cabinet case is made of plated stainless steel and glass, which excludes rusting when surfaces are treated with aggressive detergents.

Dimensions (LxWxH), mm	1205x705x665
Weight (without table), kg	85
Max front panel lift, mm	370
Built-in sockets, units	3
Work surface material	stainless steel
Work chamber lighting	yes
Built-in UV-lamp	yes
UV-lamp durability, hrs	9000
Power supply	50/60 Hz, 30 W, 220 V



DTmag 16 magnetic homogenizer

The DTmag 16 presents a new-patented technology for biomaterial homogenization via rotation of a magnetic rod. Advantages of the DTmag 16 homogenizer is high nucleic acid yield and autonomous performance option due to the built-in battery.

Dimensions (LxWxH), mm	90x220x100
Weight, kg	0.74
Tube type	Eppendorf
Tube volume, ml	1.5
Rack capacity	16
Numbered wells	yes
Magnetic forceps	yes
Optimal contents volume, µl	500
Rod speed control	yes
Rod speed modulation	yes



DTmag 16C magnetic rack

The DTmag 16C magnetic rack provides highly efficient sedimentation of magnetic beads at every step of nucleic acid purification: during lysis, concentration and purification of the nucleic acid solution.

Dimensions (LxWxH), mm	179x52x51
Weight (without table), kg	0.4
Tube type	Eppendorf
Space volume, ml	1.5
Rack capacity	16
Numbered wells	yes
Number of magnets	16
MAX tube diameter, mm	11
Rack material	ABS



DTstream L

DTstream L stations efficiently extract nucleic acids from various types of biomaterial on paramagnetic particles.

Dimensions (WxHxH), mm	715/855/990x650x650
Stand dimensions (WxHxH), mm	930/1100/1160x900x766
Weight (without stand), kg	55/60/70
Max number of plates on the work surface	9/12/15
Pipetting arm	4 airlock channels
Volume of liquids, µl	30-1000
MIN Time of the run, minutes	20
Stand-alone operation without control PC	yes
Preinstalled scripts	yes
LIS integration	yes
Removable adapters	yes












DTstream M










DTstream M stations are designed for assembling the reaction mixture (PCR set-up) in 96- and 384-well formats. The device with 4-channel arm is suitable for fast dosing of large sample flow, the stations with 1-channel arm are designed for medium flow with the possibility of random dosing.










Dimensions (WxHxH), mm	715/855/990x650x650
Stand dimensions (WxHxH), mm	930/1100/1160x900x766
Weight (without stand), kg	55/60/70
Max number of plates on the work surface	9/12/15
Number of dosing channels	4 (M4), 1 (M1)
Target format	384 (M4), 384/ 96 (M1)
Volume of liquids, µl	5-200
MIN Time of the run, minutes	15
Stand-alone operation without control PC	yes
Preinstalled scripts	yes
LIS integration	yes
Removable adapters	yes












PCR AND LAMP KITS








	 Kit	 Analytes	 Biomaterial	 Equipment	 Certification	 Number of tests	 Storage	 Format	 Cat. N°
SEXUALLY TRANSMITTED DISEASES	Chlamydia trachomatis	<i>Chlamydia trachomatis</i>	Urine, prostate fluid, ejaculate, scrapings of epithelial cells (from the urogenital tract, oropharynx, rectum, conjunctiva of the eye)	DT, iQ5 iCycler, Rotor-Gene	CE/IVD	96	+2...+8	Tubes Strips Universal	R1-P101-23/9EU R1-P101-S3/9EU R1-P101-UA/9INT
	Ureaplasma complex	<i>Ureaplasma urealyticum/ Ureaplasma parvum without differentiation</i>	Epithelial cell scrapes from the urogenital tract, urine, prostate fluid, ejaculate	DT, iQ5 iCycler, Rotor-Gene	CE/IVD	96	+2...+8	Tubes Strips Universal	R1-P104-23/9EU R1-P104-S3/9EU R1-P104-UA/9INT
	Ureaplasma urealyticum	<i>Ureaplasma urealyticum</i>	Epithelial cell swabs from the urethra, cervix or posterolateral vaginal wall, urine, prostate fluid, ejaculate	DT, iQ5 iCycler, Rotor-Gene	CE/IVD	96	+2...+8	Tubes Strips Universal	R1-P106-23/9EU R1-P106-S3/9EU R1-P106-UA/9INT
	Ureaplasma parvum	<i>Ureaplasma parvum</i>	Epithelial cell swabs from the urethra, cervix or posterolateral vaginal wall, urine, prostate fluid, ejaculate	DT, iQ5 iCycler, Rotor-Gene	CE/IVD	96	+2...+8	Tubes Strips Universal	R1-P105-23/9EU R1-P105-S3/9EU R1-P105-UA/9INT
	Trichomonas vaginalis	<i>Trichomonas vaginalis</i>	Epithelial cell swabs from the genitourinary tract, urine, prostate fluid, ejaculate	DT, iQ5 iCycler, Rotor-Gene	CE/IVD	96	+2...+8	Tubes Strips Universal	R1-P107-23/9EU R1-P107-S3/9EU R1-P107-UA/9INT
	Neisseria gonorrhoeae	<i>Neisseria gonorrhoeae</i>	Epithelial cell swabs from the genitourinary tract, urine, prostate fluid, ejaculate	DT, iQ5 iCycler, Rotor-Gene	CE/IVD	96	+2...+8	Tubes Strips Universal	R1-P109-23/9EU R1-P109-S3/9EU R1-P109-UA/9INT
	Mycoplasma hominis	<i>Mycoplasma hominis</i>	Epithelial cell swabs from the genitourinary tract, urine, prostate fluid, ejaculate	DT, iQ5 iCycler, Rotor-Gene	CE/IVD	96	+2...+8	Tubes Strips Universal	R1-P102-23/9EU R1-P102-S3/9EU R1-P102-UA/9INT
	Mycoplasma genitalium	<i>Mycoplasma genitalium</i>	Epithelial cell swabs from the genitourinary tract, urine, prostate fluid, ejaculate	DT, iQ5 iCycler, Rotor-Gene	CE/IVD	96	+2...+8	Tubes Strips Universal	R1-P103-23/9EU R1-P103-S3/9EU R1-P103-UA/9INT
	Gardnerella vaginalis	<i>Gardnerella vaginalis</i>	Epithelial cell swabs from the genitourinary tract, urine, prostate fluid, ejaculate	DT, iQ5 iCycler, Rotor-Gene	CE/IVD	96	+2...+8	Tubes Strips Universal	R1-P108-23/9EU R1-P108-S3/9EU R1-P108-UA/9INT
	T.vaginalis/ N.gonorrhoeae Multiplex	<i>Trichomonas vaginalis Neisseria gonorrhoeae</i>	Urine, scrapes of epithelial cells from the urogenital tract	DT, CFX96, QuantStudio 5	RU IVD	96	+2...+8	Tubes Strips	R1-P114-23/9EU R1-P114-S3/9EU
	C.trachomatis/ N.gonorrhoeae Multiplex	<i>Chlamydia trachomatis Neisseria gonorrhoeae</i>	Urine, scrapes of epithelial cells from the urogenital tract	DT, CFX96, QuantStudio 5	RU IVD	96	+2...+8	Tubes Strips	R1-P115-23/9INT R1-P115-S3/9INT
	C.trachomatis/ T.vaginalis Multiplex	<i>Chlamydia trachomatis Trichomonas vaginalis</i>	Urine, scrapes of epithelial cells from the urogenital tract	DT, CFX96, QuantStudio 5	RU IVD	96	+2...+8	Tubes Strips	R1-P116-23/9EU R1-P116-S3/9EU
	UMC Multiplex	<i>Ureaplasma urealyticum/ Ureaplasma parvum Mycoplasma genitalium Chlamydia trachomatis</i>	Urine, scrapes of epithelial cells from the urogenital tract	DT	RU IVD	96	+2...+8	Tubes Strips Universal	R1-P113-23/9INT R1-P113-S3/9INT R1-P113-UA/9INT
	TNC Multiplex	<i>Trichomonas vaginalis Neisseria gonorrhoeae Chlamydia trachomatis</i>	Urine, scrapes of epithelial cells from the urogenital tract	DT, CFX96, QuantStudio 5	RU IVD	96	+2...+8	Tubes Strips Universal	R1-P111-23/9INT R1-P111-S3/9INT R1-P111-UA/9INT
CAUSATIVE AGENTS OF MYCOSES	MycosoScreen	<i>Meyerozyma guilliermondii, Candida albicans, Pichia kudriavzevii, Saccharomyces cerevisiae, Candida auris, Candida tropicalis, Clavispora lusitaniae, Debaryomyces hansenii, Candida dubliniensis, Candida glabrata, Candida parapsilosis, Malassezia spp., Kluyveromyces marxianus, Malassezia furfur</i>	Blood, phlegm, urine, smears/scrapes from respiratory tract, gastrointestinal and urogenital tracts, faeces, bioplates), catheter and endotracheal tube washings, and fungal cultures	DT	CE/IVD	24	+2...+8	Strips	R1-P023-S3/5EU
	Detection and typing of pathogens causing mycoses from genus Candida, Malassezia, Saccharomyces and Debaryomyces								
	Candida albicans	<i>Candida albicans</i>	Epithelial cell swabs (from the genitourinary tract, oropharynx, rectum, conjunctiva of the eye), urine, prostate fluid, ejaculate	DT, iQ5 iCycler, Rotor-Gene	CE/IVD	96	+2...+8	Tubes Strips Universal	R1-P110-23/9EU R1-P110-S3/9EU R1-P110-UA/9INT
HERPES VIRUS INFECTION	Herpes simplex virus 1, 2	<i>HSV 1/HSV 2</i>	Epithelial cell swabs (from the genitourinary tract, oropharynx, rectum, conjunctiva of the eye, skin), prostate fluid, ejaculate, urine, blood, liquor	DT, iQ5 iCycler, Rotor-Gene	CE/IVD	96	+2...+8	Tubes Strips Universal	R1-P201-23/9EU R1-P201-S3/9EU R1-P201-UA/9INT
	HSV1, HSV2, CMV Multiplex	<i>HSV 1, HSV 2, CMV</i>	Urine, epithelial cell scrapes from urethra, cervical canal, posterior vaginal vault	DT	RU IVD	96	+2...+8	Tubes Strips Universal	R1-P210-23/9EU R1-P210-S3/9EU R1-P210-UA/9INT
	Epstein Barr virus	<i>EBV</i>	Blood, synovial fluid, cerebrospinal fluid, amniotic fluid, biopsy material or punctate from lesions of organs and tissues, scrapes from the oropharynx, saliva	DT, iQ5 iCycler, Rotor-Gene	CE/IVD	96	+2...+8	Tubes Strips Universal	R1-P205-23/9EU R1-P205-S3/9EU R1-P205-UA/9INT
	CMV	<i>CMV</i>	Saliva, urine, prostate fluid, ejaculate, swabs from urethra and conjunctiva of the eye, cervix or posterolateral vaginal wall, breast milk, peripheral blood mononuclear cells, liquor, amniotic fluid, tissue samples	DT, iQ5 iCycler, Rotor-Gene	CE/IVD	96	+2...+8	Tubes Strips Universal	R1-P204-23/9EU R1-P204-S3/9EU R1-P204-UA/9INT
	HHV8	<i>HHV 8</i>	Blood, bioplate or punctate from foci of organ and tissue lesions	DT, Rotor-Gene	CE/IVD	96	+2...+8	Tubes Strips Universal	R1-P203-23/9EU R1-P203-S3/9EU R1-P203-UA/9INT
	VZV	<i>VZV</i>	Blood, vesicular fluid, epithelial cell swabs from erosive and ulcerative elements, cerebrospinal fluid, conjunctival discharge	DT, iQ5 iCycler, Rotor-Gene	CE/IVD	48	+2...+8	Tubes Strips Universal	R1-P206-23/4EU R1-P206-S3/4EU R1-P206-UA/9INT
	HHV6	<i>HHV 6</i>	Blood, liquor, bioplate or punctate from foci of organ and tissue lesions, oropharyngeal smears, saliva	DT, Rotor-Gene	CE/IVD	96	+2...+8	Tubes Strips Universal	R1-P202-23/9EU R1-P202-S3/9EU R1-P202-UA/9INT

	 Kit	 Analytes	 Biomaterial	 Equipment	 Certification	 Number of tests	 Storage	 Format	 Cat. N°
HUMAN PAPILLOMA VIRUS	HPV 6/11 Multiplex	HPV 6, HPV 11	Epithelial cell swabs from urethra, cervical canal, cervix	DT, iQ5 iCycler	RUO	96	+2...+8	Tubes Strips	R1-P321-23/9INT R1-P321-S3/9INT
	HPV 16/18 Multiplex	HPV 16, HPV 18	Epithelial cell swabs from urethra, cervical canal, cervix	DT, iQ5 iCycler, Rotor-Gene, CFX96, QuantStudio 5	CE/IVD	96	+2...+8	Tubes Strips	R1-P320-23/9EU R1-P320-S3/9EU
	HPV SCREEN HR14 (16-18-45) REAL-TIME PCR Kit	HPV 16, HPV 18, HPV 45 HPV 31, 33, 35, 39, 51, 52, 56, 58, 59, 66, 68	Epithelial smears/scrapes from the mucous membrane of the cervical canal and the vagina	DT (5 channels only)	CE IVD	96	+2...+8	Tubes Strips	R1-P325-23/9EU R1-P325-S3/9EU
	HPV QUANT-4	HPV 6, HPV 11, HPV 16, HPV 18	Epithelial cell swabs, prostate fluid, ejaculate, urine, biopsy material	DT	CE/IVD	48	+2...+8	Strips	R1-P315-S3/4EU
	HPV-QUANT-15	HPV 6/11 HPV 16/31/33/35/52/58 HPV 18/39/45/59 HPV 56, HPV 51, HPV 68	Epithelial cell swabs, prostate fluid, ejaculate, urine, biopsy material	DT	CE/IVD	48	+2...+8	Strips	R1-P316-S3/4EU
	HPV-QUANT-21 Specific identification and quantification of low-risk and high-risk HPV	HPV: 16, 18, 26, 31, 33, 35, 39, 45, 51, 52, 53, 56, 58, 59, 66, 68, 73, 82 with differentiation	Epithelial cell swabs, prostate fluid, ejaculate, urine, biopsy material	DT	CE/IVD	24	+2...+8	Strips	R1-P317-S3/5EU
RESPIRATORY INFECTIONS	C. diphtheriae, Tox Multiplex	C. diphtheriae (tox+) C. diphtheriae	Smears/scrapes from nasopharyngeal, oropharyngeal mucous membrane, smears from affected skin areas) and bacterial cultures from this biomaterial	DT	CE/IVD	48	+2...+8	Tubes Strips Universal	R1-P445-23/4EU R1-P445-S3/4EU R1-P445-UA/9INT
	Influenza A virus (subtype H5N1) (RT reagents included)	Influenza A virus (subtype H5N1)	Nasal and guttur smears, lavage	DT	RU IVD	48	+2...+8 -18...-22	Tubes Strips	R3-P407-23/4EU R3-P407-S3/4EU
	Influenza A virus H1N1pdm09/H3N2 Multiplex	Influenza A(H1N1)pdm09 virus Influenza A(H3N2) virus	Nasopharyngeal and oropharyngeal swabs, bronchoalveolar lavage, endotracheal, nasopharyngeal aspirate, phlegm	DT, CFX96	RU IVD	96	+2...+8 -18...-22	Tubes Strips	R3-P433-23/9EU R3-P433-S3/9EU
	Influenza A/B virus Multiplex	Influenza A virus Influenza B virus	Nasopharyngeal and oropharyngeal swabs, bronchoalveolar lavage, endotracheal, nasopharyngeal aspirate, phlegm	DT, Rotor-Gene	RU IVD	96	+2...+8 -18...-22	Tubes Strips	R3-P449-23/9EU R3-P449-S3/9EU
	AVRI Panel Multiplex Differential diagnosis of AVRI, including influenza virus and COVID-19	Influenza A virus, Influenza B virus, SARS-CoV-2 coronavirus (E, N-genes), Human parainfluenza virus type 1, type 2, type 3, type 4; Human coronavirus 229E, HKU1, NL63, OC43; Human bocavirus, Human rhinovirus, RSV, Human adenovirus, Human metapneumovirus	Nasopharyngeal swabs, oropharyngeal swabs, bronchoalveolar lavage, endotracheal aspirate, nasopharyngeal aspirate, phlegm	DT	CE/IVD	24	+2...+8 -18...-22	Strips	R3-P439-S3/5EU
	SARS-CoV-2/SARS-CoV Multiplex	SARS-CoV-like Coronaviruses, SARS-CoV-2 coronavirus (E-gene), SARS-CoV-2 coronavirus (N-gene)	Nasopharyngeal smears, oropharyngeal smears, bronchoalveolar lavage, endotracheal aspirate, nasopharyngeal aspirate, phlegm	DT, Rotor-Gene, CFX96	CE/IVD	96	+2...+8 -18...-22	Tubes Strips	R3-P436-23/9EU R3-P436-S3/9EU
	SARS-CoV-2/Influenza Multiplex	Influenza A virus, Influenza B virus, SARS-CoV-2 coronavirus (E, N-genes)	Nasopharyngeal swabs, oropharyngeal swabs, bronchoalveolar lavage, endotracheal aspirate, nasopharyngeal aspirate, sputum	DT, Rotor-Gene	CE/IVD	96	+2...+8 -18...-22	Tubes Strips	R3-P440-23/9EU R3-P440-S3/9EU
	SARS-CoV-2 Lite	SARS-CoV-2 (E gene, RdRp gene)	Nasopharyngeal smears, oropharyngeal smears	DT, CFX96, Quant Studio 5	CE/IVD	96	+2...+8 -18...-22	Strips	R3-P446-S3/9EU
	RSV/Influenza AB virus Multiplex	RSV, SARS-CoV-2 coronavirus (E, N-genes), Influenza A/B viruses	Nasopharyngeal swabs, oropharyngeal swabs, bronchoalveolar lavage, endotracheal aspirate, nasopharyngeal aspirate, phlegm	DT	CE/IVD	96	+2...+8 -18...-22	Tubes Strips	R3-P448-23/9EU R3-P448-S3/9EU
	C. pneumoniae, M. pneumoniae Multiplex	Chlamydia pneumoniae Mycoplasma pneumoniae	Phlegm, blood, pleural fluid, aspirates, bronchopulmonary lavage, biopsy samples, smears and washings from nasal cavity and nasopharyngeal cavity	DT	RUO	48	+2...+8	Tubes Strips	R1-P430-23/4EU R1-P430-S3/4EU
	Bordetella pertussis	Bordetella pertussis	Swabs from posterior pharyngeal wall	DT, iQ5 iCycler	RUO	48	+2...+8	Tubes Strips	R1-P002-23/4EU R1-P002-S3/4EU
	Legionella pneumophila	Legionella pneumophila	Phlegm and bronchoalveolar lavage	DT, iQ5 iCycler	CE/IVD	48	+2...+8	Tubes Strips	R1-P403-23/4EU R1-P403-S3/4EU
	Chlamydia pneumoniae	Chlamydia pneumoniae	Phlegm, bronchoalveolar lavage, swabs and washouts from nasal and oral pharynx	DT, iQ5 iCycler	RUO	48	+2...+8	Tubes Strips	R1-P406-23/4EU R1-P406-S3/4EU
	Mycoplasma pneumoniae	Mycoplasma pneumoniae	Phlegm, bronchoalveolar lavage, swabs and washouts from nasal and oropharynx	DT, iQ5 iCycler	RUO	48	+2...+8	Tubes Strips	R1-P411-23/4EU R1-P411-S3/4EU
	Streptococcus pneumoniae	Streptococcus pneumoniae	Phlegm, bronchoalveolar lavage, swabs and washouts from nasal and oral pharynx	DT, iQ5 iCycler	RUO	48	+2...+8	Tubes Strips	R1-P412-23/4EU R1-P412-S3/4EU
Streptococcus pyogenes	Streptococcus pyogenes	Swabs from urethra, cervix, posterolateral vaginal wall, lesions and mucosa of the amygdalae, posterior pharyngeal wall	DT, iQ5 iCycler	RUO	48	+2...+8	Tubes Strips	R1-P402-23/4EU R1-P402-S3/4EU	
Mycobacterium complex (M. tuberculosis/ M. bovis)	Mycobacterium tuberculosis/bovis	Cerebrospinal fluid, biopsy material or punctate from lesions of organs and tissues, bronchoalveolar lavage, phlegm, urine, ejaculate	DT, iCycler, Rotor-Gene	CE/IVD	48	+2...+8	Tubes Strips Universal	R1-P404-23/4EU R1-P404-S3/4EU R1-P404-UA/9INT	

	 Kit	 Analytes	 Biomaterial	 Equipment	 Certification	 Number of tests	 Storage	 Format	 Cat. N°
OTHER INFECTIONS	Streptococcus agalactiae	<i>Streptococcus agalactiae</i>	Blood, phlegm, urine, scrapes from respiratory tract, urogenital and gastrointestinal tracts, faeces or meconium, bioplates, cerebrospinal fluid, washings from catheters and endotracheal tubes and bacterial cultures	DT, Rotor-Gene	CE/IVD	48	+2...+8	Tubes Strips Universal	R1-P012-23/4EU R1-P012-S3/4EU R1-P012-UA/9INT
	Helicobacter pylori	<i>Helicobacter pylori</i>	Bioplates, faeces	DT, Cyler iQ/ iQ5, Rotor-Gene	CE/IVD	96	+2...+8	Tubes Strips Universal	R1-P501-23/9EU R1-P501-S3/9EU R1-P501-UA/9INT
	Toxoplasma gondii	<i>Toxoplasma gondii</i>	Spinal fluid, biopsy samples	DT, iQ5 iCycler	RU IVD	96	+2...+8	Tubes Strips Universal	R1-P001-23/9EU R1-P001-S3/9EU R1-P001-UA/9INT
	Human Parvovirus B19	<i>Human Parvovirus B19</i>	Blood plasma, saliva, biopsy samples from heart valves, amniotic fluid, autopsy samples	DT, iQ5 iCycler	RUO	48	+2...+8	Tubes Strips	R1-P011-23/4EU R1-P011-S3/4EU
	Listeria monocytogenes	<i>Listeria monocytogenes</i>	Spinal fluid, mucosal scrapes, amniotic fluid, meconium, biopsy samples	DT, iQ5 iCycler	RU IVD	48	+2...+8	Tubes Strips Universal	R1-P003-23/4EU R1-P003-S3/4EU R1-P003-UA/9INT
HEPATITIS VIRUSES AND HIV	HCV REAL-TIME PCR Kit (one step)	<i>Hepatitis C virus</i>	Blood plasma	DT, CFX96	RU/IVD	96	+2...+8 -18...-22	Tubes Strips	R3-P613-23/9 R3-P613-S3/9
	HCV Quantitative REAL-TIME PCR Kit (one step)	<i>Hepatitis C virus</i>	Blood plasma	DT, CFX96	RU/IVD	96	+2...+8 -18...-22	Tubes Strips	Q3-P612-23/9 Q3-P612-S3/9
	HCV Real-time PCR genotyping Kit (RT reagents and «PREP-NA» included)	<i>Hepatitis 1a, 1b, 2, 3a/3b</i>	Blood plasma	DT, iQ5 iCycler	RU/IVD	48	+2...+8 -18...-22	Tubes Strips	R4-P604-23/4EU R4-P604-S3/4EU
	HCV PCR detection Kit (RT reagents included). Two steps	<i>Hepatitis C virus</i>	Blood plasma	DT, iQ5 iCycler, Rotor-Gene	RU/IVD	96	+2...+8 -18...-22	Tubes Strips	R3-P603-23/9EU R3-P603-S3/9EU
	HCV Quantitative Real-Time PCR Kit (RT reagents and «PREP-NA» included). Two steps	<i>Hepatitis C virus</i>	Blood plasma	DT, iQ5 iCycler, Rotor-Gene	RU/IVD	96	+2...+8 -18...-22	Tubes Strips	Q4-P603-23/9EU Q4-P603-S3/9EU
	HBV PCR detection Kit	<i>Hepatitis B virus</i>	Blood plasma	DT, iQ5 iCycler, Rotor-Gene	RU/IVD	96	+2...+8 -18...-22	Tubes Strips	R1-P602-23/9EU R1-P602-S3/9EU
	HBV Quantitative REAL-TIME PCR Kit («PREP-NA» included)	<i>Hepatitis B virus</i>	Blood plasma	DT, iQ5 iCycler, Rotor-Gene	RU/IVD	96	+2...+8 -18...-22	Tubes Strips	Q2-P602-23/9EU Q2-P602-S3/9EU
	HIV PCR detection Kit (RT reagents included)	<i>HIV-1</i>	Blood plasma	DT, iQ5 iCycler, Rotor-Gene	RU/IVD	96	+2...+8 -18...-22	Tubes Strips	R3-P609-23/9EU R3-P609-S3/9EU
HIV Quantitative REAL-TIME PCR Kit (RT reagents and «PREP-NA» included)	<i>HIV-1</i>	Blood plasma	DT, iQ5 iCycler, Rotor-Gene	RU/IVD	96	+2...+8 -18...-22	Tubes Strips	Q4-P609-23/9EU Q4-P609-S3/9EU	
MICROBIOME COMPOSITION ANALYSIS	ENTEROFLOK Kiddy Detection of DNA of colon-associated microorganisms of children under the age of 14	<i>Total bacterial load 44 indicators</i>	Faeces, meconium	DT	CE/IVD	12	+2...+8	Strips	R1-P815-S3/6EU
	Femoflor® 16 Study of microbiome composition of female urogenital tract	<i>Total bacterial mass Sample Intake Control 24 indicators</i>	Scrapes from cervical canal, posterolateral vaginal vault and urethra	DT	CE/IVD	12	+2...+8	Strips	R1-P801-S3/6EU
	Femoflor® Screen Detection of the pathogens, opportunistic flora and normal flora of female urogenital tract	<i>Total bacterial mass 14 indicators</i>	Scrapes from cervical canal, posterolateral vaginal vault and urethra	DT	CE/IVD	24	+2...+8	Strips	R1-P804-S3/5EU
	Androflor® Assessment of microbiome structure of the male urogenital tract	<i>Total microbiome mass Human genomic DNA 33 indicators</i>	Epithelial scrapes from the balanus and urethra, urine, prostate fluid, ejaculate, biopsy samples from prostatic tissues	DT	CE/IVD	12	+2...+8	Strips	R1-P809-S3/6EU
	Androflor® Screen Screening and differential diagnostics of acute forms of infections male urogenital tract	<i>Total microbiome mass Human genomic DNA 14 indicators</i>	Epithelial scrapes from the balanus and urethra, urine, prostate fluid, ejaculate, biopsy samples from prostatic tissues	DT	CE/IVD	24	+2...+8	Strips	R1-P810-S3/5EU
	ParodontoScreen Detection of opportunistic microorganisms inhabiting human oral cavity	<i>Total Bacterial Genome Count Actinobacillus actinomycetemcomitans, Porphyromonas gingivalis, Prevotella intermedia, Tannerella forsythensis, Treponema denticola, Candida albicans, Sample Intake Control</i>	Crevicular fluids, dental plaque	DT	RUO	24	+2...+8	Strips	R1-P808-S3/5EU

	 Kit	 Analytes	 Biomaterial	 Equipment	 Certification	 Number of tests	 Storage	 Format	 Cat. Nº
DETECTION OF ANTIBIOTIC RESISTANCE GENES	BacResista GLA Detection of the genes responsible for resistance to Glycopeptide and Beta-lactam antibiotics in bacteria	Total bacterial mass, <i>van A B, mec A, tem, ctx-M-1, shv, oxa-40-like, oxa-48-like, oxa-23-like, oxa-51-like, imp, kpc, ges, ndm, vim</i>	Phlegm, urine, smears/scrapes of epithelial cells from respiratory tract, gastrointestinal tract and urogenital tract, faeces, aspirates, exudates and bacterial cultures	DT	CE/IVD	24	+2...+8	Strips	R1-P026-S3/5EU
	BacResista GLA Van/Mec	<i>van A B mec A</i>	Phlegm, urine, smears/scrapes of epithelial cells from respiratory tract, gastrointestinal tract and urogenital tract, faeces, aspirates, exudates and bacterial cultures	DT	CE/IVD	48	+2...+8	Tubes Strips	R1-P027-23/4EU R1-P027-S3/4EU
	MRS/MRSA Multiplex	<i>Staphylococcus spp. Staphylococcus aureus mec A</i> gene	Urina, phlegm, breast milk, cerebrospinal fluid, epithelial cell swabs from urethra, cervical canal, posterior vaginal vault, oropharyngeal and nasal smears and washings, tracheae aspirate, faeces, swipes and washings from wound surface	DT	RUO	48	+2...+8	Tubes Strips	R1-P022-23/4EU R1-P022-S3/4EU
NOSOCOMIAL AND COMMUNITY-ACQUIRED INFECTIONS	BacScreen OM Detection of DNA of opportunistic bacteria of the classes Bacilli, Betaproteobacteria and Gammaproteobacteria	Total bacterial mass, Sample Intake Control <i>Achromobacter ruhlandii, Achromobacter xylosoxidans, Acinetobacter spp., Burkholderia spp., Citrobacter freundii, Citrobacter koseri, Enterobacter cloacae, Enterobacteriales, Enterococcus spp., Escherichia coli, Haemophilus influenzae, Haemophilus spp., Klebsiella pneumoniae, Klebsiella pneumoniae/Klebsiella oxytoca, Morganella morganii, Proteus spp., Pseudomonas aeruginosa, Serratia marcescens, Staphylococcus aureus, Staphylococcus spp., Stenotrophomonas maltophilia, Streptococcus agalactiae, Streptococcus pneumoniae, Streptococcus pyogenes, Streptococcus spp.</i>	Phlegm, urine, smears/scrapes of epithelial cells from respiratory tract, gastrointestinal tract and urogenital tract, faeces, aspirates, exudates and bacterial cultures	DT	CE/IVD	12	+2...+8	Strips	R1-P028-S3/6EU
HLA TYPING	HLA-DRB1	13 alleles and groups of alleles of DRB1 gene	Peripheral blood	DT	RU/IVD	24	+2...+8	Strips	R1-H001-S3/5EU
	HLA-DQB1	12 alleles and groups of alleles of DQB1 gene	Peripheral blood	DT	RU/IVD	24	+2...+8 -18...-22	Not pre-aliquoted	R1-H003-N3/5EU
	HLA-DQA1	8 alleles and groups of alleles of DQA1 gene	Peripheral blood	DT	RU/IVD	24	+2...+8 -18...-22	Not pre-aliquoted	R1-H002-N3/5EU
GENETICS	HLA-B27	HLA-B27	Peripheral blood	DT	CE/IVD	48	+2...+8	Strips	R1-H004-S3/4EU
	Hypertension Susceptibility	ADD1: 1378 G>T, AGT: 704 T>C, AGT: 521 C>T, AGTR1: 1166 A>C, AGTR2: 1675 G>A, CYP11B2: 344 C>T, GNB3: 825 C>T, NOS3: -786 T>C, NOS3: 894 G>T	Peripheral blood	DT	CE/IVD	48	+2...+8 -18...-22	Not pre-aliquoted	R1-H902-N3/4EU
	Thrombophilia Susceptibility	F2: 20210 G>A, F5: 1691 G>A, F7: 10976 G>A, F13: G>T, FGB: -455 G>A, ITGA2: 807 C>T, ITGB3: 1565 T>C, SERPINE1 (PAI-1): -675 5G>4G	Peripheral blood	DT	CE/IVD	48	+2...+8 -18...-22	Not pre-aliquoted	R1-H901-N3/4EU
	Hemostasis F2,F5 mutations	F2: 20210 G>A, F5: 1691 G>A	Whole peripheral blood, dry blood spots, buccal epithelium	DT	CE/IVD	48	+2...+8 -18...-22	Not pre-aliquoted	R1-H959-N3/4EU
	Folate Metabolism	MTHFR: 677 C>T, MTHFR: 1298 A>C, MTR: 2756 A>G, MTRR: 66 A>G	Peripheral blood	DT	CE/IVD	48	+2...+8 -18...-22	Not pre-aliquoted	R1-H908-N3/4EU
	Lactose Intolerance	MCM6: -13910 T>C	Peripheral blood	DT	CE/IVD	48	+2...+8 -18...-22	Not pre-aliquoted	R1-H941-N3/4EU
	Calcium Metabolism	VDR: 283 A>G (BsmI)	Peripheral blood	DT	RU/IVD	48	+2...+8 -18...-22	Not pre-aliquoted	R1-H913-N3/4EU
	Warfarin Pharmacogenetics	CYP2C9: 430 C>T, CYP2C9: A>C, CYP4F2: C>T, VKORC1: -1639 G>A	Peripheral blood	DT	CE/IVD	48	+2...+8 -18...-22	Not pre-aliquoted	R1-H904-N3/4EU
	Clopidogrel Pharmacogenetics	ABCB1: 3435 C>T, CYP2C19: 681 G>A *2, CYP2C19: 636 G>A *3, CYP2C19: -806 C>T *17	Peripheral blood	DT	RU/IVD	48	+2...+8 -18...-22	Not pre-aliquoted	R1-H953-N3/4EU
	BRCA mutations	BRCA1: 185delAG, BRCA1: 4153delA, BRCA1: 5382insC, BRCA1: 3819delGTAAA, BRCA1: 3875delGTCT, BRCA1: 300 T>G, BRCA1: 2080delA, BRCA2: 6174delT	Peripheral blood	DT	CE/IVD	48	+2...+8 -18...-22	Not pre-aliquoted	R1-H927-N3/4EU
	CHEK2 mutations	CHEK2:1100delC, CHEK2:1VS2+1G>A, CHEK2:470T>C	Peripheral blood	DT	RUO	48	+2...+8 -18...-22	Not pre-aliquoted	R1-H967-N3/4EU
	CHEK2 CONTROL SAMPLES	CHEK2:1100delC, CHEK2:1VS2+1G>A, CHEK2:470T>C	Peripheral blood	DT	RUO	10	+2...+8 -18...-22	Not pre-aliquoted	C-020EU
	EGFR 4	T790M, Del19ex, Ins19ex, L858R, Ins19ex	formalin-fixed paraffin-embedded (FFPE) non-small-cell lung cancer samples	DT	CE IVD	48	+2...+8 -18...-22	Strips Universal	R1-H806-S3/4EU R1-H806-UA/4INT
	EGFR 8	T790M, Del19ex, Ins19ex, L858R, G719X, Ins20ex, L861Q, S768I	formalin-fixed paraffin-embedded (FFPE) non-small-cell lung cancer samples	DT	CE IVD	48	+2...+8 -18...-22	Strips Universal	R1-H807-S3/4EU R1-H807-UA/4INT
	IL28B	IL28B: rs12979860 C>T, IL28B: rs8099917 T>G	Peripheral blood	DT	CE IVD	48	+2...+8 -18...-22	Not pre-aliquoted	R1-H930-N3/4EU
Hemochromatosis	HFE: 187 C>G, HFE: 193 A>T, HFE: 845 G>A	Peripheral blood	DT	CE IVD	48	+2...+8 -18...-22	Not pre-aliquoted	R1-H939-N3/4EU	
Cystic Fibrosis	CFTR: F508del, CFTR: E92K, CFTR: W1282X, CFTR: N1303K, CFTR: 2143delT, CFTR: 1677delTA, CFTR: 3849+10kbC>T, CFTR: dele2,3	Peripheral blood	DT	RUO	48	+2...+8 -18...-22	Not pre-aliquoted	R1-H943-N3/4EU	

	 Kit	 Analytes	 Biomaterial	 Equipment	 Certification	 Number of tests	 Storage	 Format	 Cat. N°
GENETICS	Cystic Fibrosis rare CFTR mutations	CFTR: L138ins, CFTR: G542X, CFTR: R117H, CFTR: 604insA, CFTR: 621+1G>T, CFTR: S1196X, CFTR: 3821delT, CFTR: 3667insTCAA, CFTR: R334W, CFTR: 394delTT, CFTR: R553X, CFTR: K598ins, CFTR: 2184insA, CFTR: 2183AA>G, CFTR: 2789+5G>A, CFTR: 3944delGT	Peripheral blood	DT	RUO	48	+2...+8 -18...-22	Not pre-aliquoted	R1-H948-N3/4EU
	Osteoporosis	COL1A1: -1997 C>A, COL1A1: 1546 (6252) G>T, CYP19A1: A>G (rs2414096), CYP19A1: C>T (rs936306), ESR1: -397 T>C, ESR1: -351 G>A, IL6: -174 G>C, LRP5: 1999 G>A, LRP5: 3989 C>T, RANKL: C>T (rs9594738), RANKL: C>T (rs9594759), TNFRSF11B (OPG): 245 A>C, TNFRSF11B (OPG): A>G (rs4355801), TNFRSF11B (OPG): 163 (160) T>C, VDR: 283 A>G (BsmI), VDR: 2 A>G (FokI)	Peripheral blood	DT	RUO	48	+2...+8 -18...-22	Not pre-aliquoted	R1-H944-N3/4EU
	Phenylketonuria Screen	PAH: R261Q, PAH: R408W, PAH: IVS10nt546, PAH: IVS12+1G>A	Peripheral blood	DT	RUO	48	+2...+8 -18...-22	Not pre-aliquoted	R1-H950-N3/4EU
	AZF Microdeletions	sY134, sY242, sY142, sY255, sY615, sY254, sY1125, sY84, sY1197, sY86, sY1206, sY127, sY1291, SRY	Peripheral blood	DT	CE/IVD	24	+2...+8	Strips	R1-H801-S3/5EU
	Familial Mediterranean Fever	MEFV: 1437 C>G, MEFV: 2040 G>C, MEFV: 2076_2078del, MEFV: 2040 G>A, MEFV: 2080 A>G, MEFV: 2082 G>A, MEFV: 2177 T>C, MEFV: 2084 A>G, MEFV: 2230 G>T, MEFV: 2282 G>A, MEFV: 1105 C>T, MEFV: 1223 G>A	Peripheral blood	DT	CE/IVD	48	+2...+8 -18...-22	Not pre-aliquoted	R1-H952-N3/4EU
	Familial Mediterranean Fever E148Q	MEFV E148Q	Peripheral blood	DT	CE/IVD	48	+2...+8	Not pre-aliquoted	R1-H964-N3/4EU
	Sample Intake Control	Human genomic DNA	Epithelial cell scrapes from urethra, cervical canal, posterior vaginal vault, posterior nasopharynx wall and other mucosa tissues, cells precipitate from urina, conjunctiva swab, whole blood, etc	DT iQ5 iCycler	RU/IVD	96	+2...+8	Tubes Strips	R1-P805-23/9EU R1-P805-S3/9EU
	NeoScreen SMA/TREC/KREC REAL-TIME PCR Detection Kit	TREC SMN1 (exon 7 of the SMN1 gene) KREC	Newborn biological material (whole blood, dried blood spots)	DT	CE/IVD	96	+2...+8 -18...-22	Tubes Strips	R1-H810-23/9EU R1-H810-S3/9EU
NON-INVASIVE PRENATAL DIAGNOSIS	Fetal RHD Genotyping	RHD gene, 7 exon RHD gene, 10 exon Sample Intake Control	Peripheral blood (8-10 weeks of pregnancy)	DT	CE/IVD	96	+2...+8	Tubes Strips	R1-H802-23/9EU R1-H802-S3/9EU
	Fetal Gender	Y chromosome fragment Sample Intake Control	Peripheral blood (8-10 weeks of pregnancy)	DT	CE/IVD	96	+2...+8	Tubes Strips Universal	R1-H803-23/9EU R1-H803-S3/9EU R1-H803-UA/9INT
ESPECIALLY DANGEROUS AND FERAL HERD INFECTIONS	Bacillus anthracis	Bacillus anthracis pagA Bacillus anthracis capC	Biological material, washings from environmental objects	DT, iQ5 iCycler	RUO	48	+2...+8	Tubes Strips	R1-P702-23/4EU R1-P702-S3/4EU
	Yersinia pestis	Yersinia pestis pla Yersinia pestis cafI	Discharge of ulcers, punctate from buboes, sputum, blood, faeces, biopsies; samples from dead and sick animals; ticks, ectoparasites, etc	DT, iQ5 iCycler	RUO	48	+2...+8	Tubes Strips	R1-P703-23/4EU R1-P703-S3/4EU
	Vibrio cholerae	Toxigenic Vibrio cholera strains	Bacterial cells suspension	DT, iQ5 iCycler	RUO	48	+2...+8	Tubes Strips	R1-P701-23/4EU R1-P701-S3/4EU
	Borrelia burgdorferi	Borrelia burgdorferi	Human blood plasma, ixodes ticks	DT, iQ5 iCycler	RU/IVD	48	+2...+8	Tubes Strips	R1-P005-23/4EU R1-P005-S3/4EU
LAMP	GBS LAMP	Streptococcus agalactiae	Urogenital scrape, rectal swab	DT, CFX96, QuantStudio 5	RUO	48	+2...+8 -18...-22	Tubes	L2-P012-N3/4EU
TRANSPORT MEDIUMS	STOR-F	Scrapes/smears of epithelial cells from urogenital tract, oropharynx, nasopharynx, rectum, skin, conjunctiva of the eye			CE IVD	100	+2...+8		P-901-1/1EU
	STOR-M	Scrapes/swabs of epithelial cells from urogenital tract, oropharynx, nasopharynx, rectum, skin, conjunctiva of the eye, including those containing an impurity of mucus			CE IVD	100	+2...+8		P-910-1/1EU

	 Kit	 Biomaterial	 Certification	 Number of tests	 Storage	 Purification	 Cat. Nº
DNA/RNA EXTRACTION KITS	PREP-NA DNA/RNA Extraction Kit	<i>Blood plasma, saliva, phlegm, milk, urine, ejaculate, prostate fluid, cerebrospinal fluid, epithelial scrapes from posterior pharyngeal wall, urethra, cervical canal, posterior vaginal vault, smears and washouts from nasal and oropharyngeal cavities, faeces, material from dead and sick animals (smears and washouts from trachea, nasal cavity, pharyngeal cavity, cloaca; faeces; internal organs) etc.</i>	CE IVD	100	+2...+8	Precipitation	P-002/1EU
	PREP-NA PLUS DNA/RNA Extraction Kit	<i>Blood plasma, saliva, phlegm, milk, urine, ejaculate, prostate fluid, cerebrospinal fluid, epithelial swabs from posterior pharyngeal wall, urethra, cervical canal, posterior vaginal vault, smears and washouts from nasal and oropharyngeal cavities, etc.</i>	CE IVD	50	+2...+8	Precipitation	P-002/2EU
	PREP-NA-ULTRA viral DNA/RNA Extraction Kit	<i>Blood plasma</i>	RU/IVD	100	+2...+8	Precipitation	P-017-N/1EU
	PREP-NA-FET DNA Extraction Kit	<i>Peripheral blood of pregnant women</i>	CE IVD	50	+2...+8	Precipitation	P-027/2EU
	PREP-NA-S DNA/RNA Extraction Kit	<i>Nasopharyngeal, oropharyngeal smears</i>	CE IVD	100	+2...+8	Precipitation	P-007/1EU
	PREP-GS DNA Extraction Kit	<i>Phlegm, saliva, urine, ejaculate, prostate fluid, cerebrospinal fluid, milk serum, minced tissue, epithelial scrapes from posterior pharyngeal wall, urethra, cervical canal, posterior vaginal vault, biological samples with PCR inhibitors</i>	CE IVD	100	+2...+8	Sorption with extra purification	P-003/1EU
	PREP-GS PLUS DNA Extraction Kit	<i>Phlegm, saliva, urine, ejaculate, prostate fluid, cerebrospinal fluid, milk serum, minced tissue, epithelial scrapes from posterior pharyngeal wall, urethra, cervical canal, posterior vaginal vault, biological samples with PCR inhibitors</i>	CE IVD	50	+2...+8	Sorption with extra purification	P-003/2EU
	PREP-GS Genetics DNA Extraction Kit	<i>Peripheral blood</i>	CE IVD	48	+2...+8	Sorption with extra purification	P-023/4EU
	PREP-RAPID DNA Extraction Kit	<i>Saliva, urine, prostatic fluid, cerebrospinal fluid, epithelial cells scrapes from posterior pharyngeal wall, urethra, cervical canal, posterior vaginal vault etc. Can be used for sample transportation</i>	CE IVD	100	+2...+8	Thermocoagulation of impurities	P-001/1EU
	PREP-RAPID Genetics DNA Extraction Kit	<i>Peripheral blood</i>	CE IVD	48	+2...+8	Thermocoagulation of impurities	P-021/4EU
	PREP-OPTIMA DNA Extraction Kit	<i>Buccal mucosa; smears/scrapings from respiratory, gastrointestinal, and urogenital tracts; urine; faeces; bioptates; amniotic liquid; ejaculate; cerebrospinal fluid; breast milk; microbial cultures (bacterial, fungal) Blood – only for PREP-OPTIMA MAX</i>	CE IVD	50	+2...+8	Alkaline cell lysis occurring during thermal incubation	P-016-1/2EU
	PREP-OPTIMA MAX DNA Extraction Kit	<i>Buccal mucosa; smears/scrapings from respiratory, gastrointestinal, and urogenital tracts; urine; faeces; bioptates; amniotic liquid; ejaculate; cerebrospinal fluid; breast milk; microbial cultures (bacterial, fungal) Blood – only for PREP-OPTIMA MAX</i>	CE IVD	50	+2...+8	Alkaline cell lysis occurring during thermal incubation	P-015-N/2EU
	PREP-CM DNA Extraction Kit	<i>Fungal, bacterial, cell and blood cultures</i>	RU/IVD	50	+2...+8	Alkaline cell lysis occurring during thermal incubation	P-014-N/2EU
	PREP-CITO DBS	<i>Dried blood spots</i>	CE IVD	50	+2...+8	Alkaline cell lysis occurring during thermal incubation	P-029-N/2EU
	PREP-L	<i>Sample pretreatment with lysozyme while processing of DNA isolation</i>	RU/IVD	32	+2...+8	Enzymatic destruction of peptidoglycans	P-019-N/8EU
	PREP-FU	<i>Peripheral blood</i>	RU/IVD	50	+2...+8	Pretreatment to obtain lymphocytes	P-006/2EU
PREP-PK	<i>Formalin-fixed paraffin-embedded (FFPE) tissues, native tissues, cervical swabs taken in fixing transport medium for liquid-based cytology</i>	CE IVD	50	+2...+8	Proteolysis by proteinase K	P-028-N/2EU P-030-N/2EU	
PREP-MB-RAPID DWP DNA/RNA Extraction Kit	<i>Urine, scrapes/smears of epithelial cells from urogenital tract, oropharynx, nasopharynx</i>	RU IVD	96	+2...+25	Sorption on magnetic particles	P-122-N/9INT P-124-P/9INT	

See more information about our PCR products on our site



Equipment



Kits



Automation

DNA-TECHNOLOGY



+7 (495) 640 17 71
info@dna-technology.com
www.dna-technology.com

125 Zh, Varshavskoye
Highway, bld. 6,
Moscow, Russia, 117587