

General Data

Model:	GT 50/2/173 C.180
Code:	2000062
Series:	G2
Weight [Kg]	95.00
Submersible eletropumps for sewage with an inbuilt macerator in the inlet	

Hydraulic

Impeller Type:	-
Delivery DN [mm]:	G 2" DN50 PN10
Input DN [mm]:	-
Free Passage [mm]:	-
Impeller Ø [mm]:	206
Max Pump Efficiency [%]:	0.0
Global Efficiency [%]:	0.01
Head [m]:	34.01
Flow [m³/h]:	26.00

Tolerance according to ISO 9906:2012 3B2



Attention: pictures for illustrative purposes

Features

Upper Meccanical seal:	CA/CE/Viton
Lower Meccanical Seal:	SIC/SIC/Viton
Upper Bearing:	Single raw ball bearing
Lower Bearing:	Double raw ball bearing
IP Protection:	IP68
Motor protection:	present
Humidity sensor:	present
ATEX:	not present
Applied Paint:	Two component water-based paint
Cable Length [m]:	10
Lubricating Oil:	Q8 WF15
Oil Quantity [Kg]:	1.30

Materials

Pump:	-
Impeller:	-
Motor shaft:	-
Cooling Jacket:	Not available
Screw:	Stainless steel A2-70
Cable:	H07RN8F

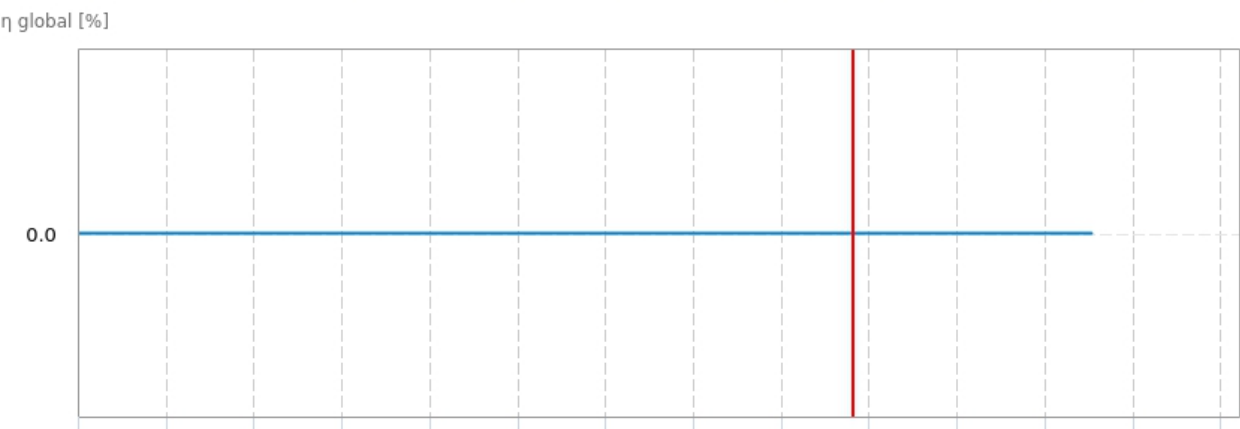
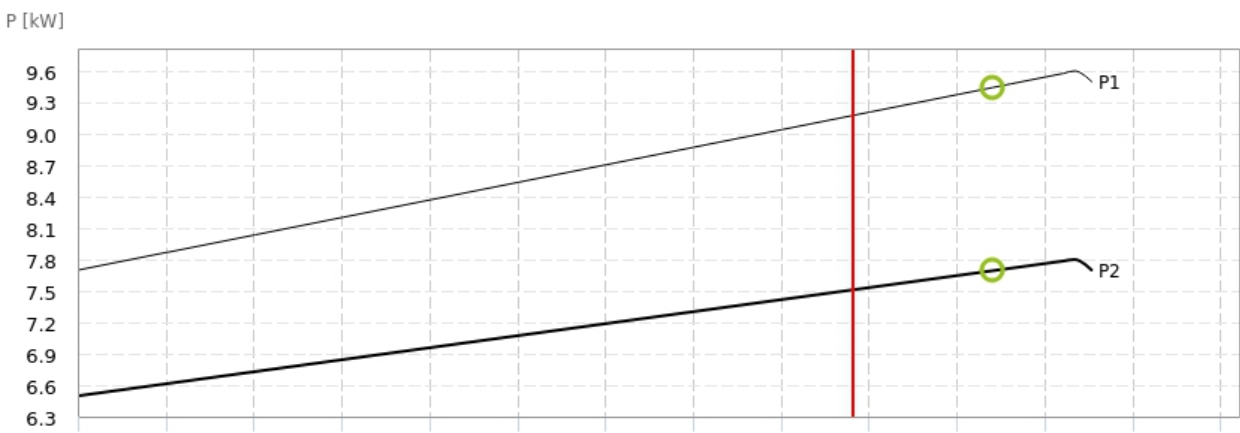
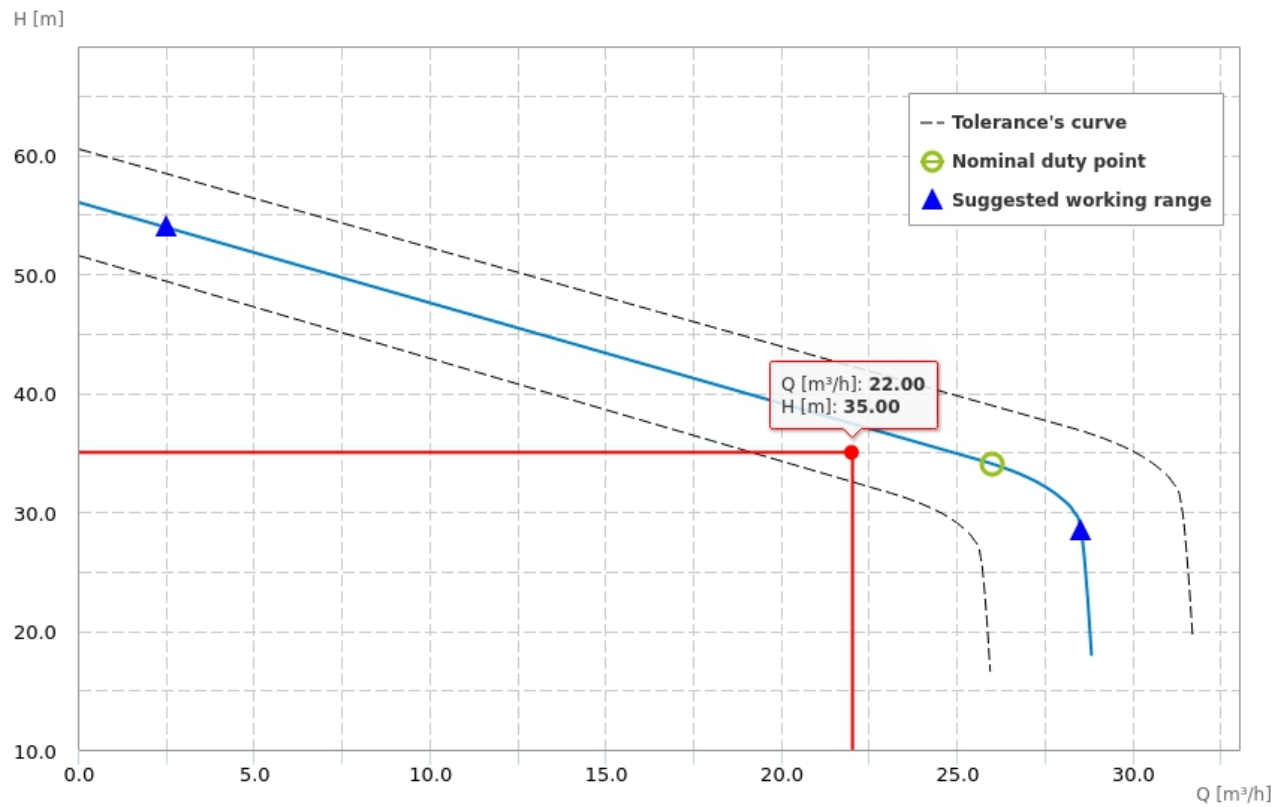
Pumped Liquid

Pumped Liquid:	Light and lightly sewage
----------------	--------------------------

Density [Kg/dm ³]:	1.1
pH:	2023-10-06
Temperature Range:	0-40°C

Installation

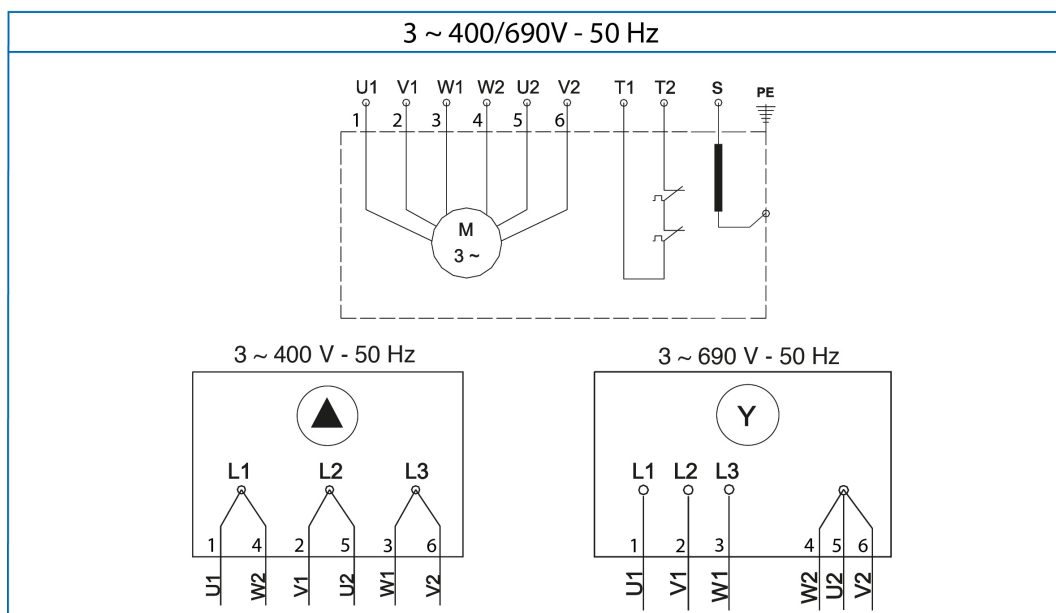
Maximum depth of immersion [m]:	20
Cooling Type:	The cooling of the motor is ensured by the surrounding liquid
Installation:	
Floating on board machine:	not present



Motor

Motor code:	3520740210
Power P1 [kW]:	9.60
Power P2 [kW]:	7.80
Phases:	3
Frequency [Hz]:	50
Tension [V]:	400
Nominal current [A]:	16.2
Starting current [%]:	609.0
Power Factor:	0.89
R.P.M.:	2850
Starting:	Y-D
Capacitor [μF]:	0.0
Insulation Class:	F 155°C
Service type:	S2
Max Efficiency [%]:	85.70
Max Efficiency at full load [%]:	83.9
Efficiency at $\frac{3}{4}$ load [%]:	84.6
Efficiency at $\frac{1}{2}$ load [%]:	84.2
Efficiency class:	IE2

Wiring diagrams



Dimensions drawing

