

**Boston
Scientific**

Advancing science for life™

WOLVERINE™
Cutting Balloon™ Dilatation Device

Value Brochure

**MASTER THE
COMPLEX™**

CONTENTS

Product Overview	1
Technology Overview	2
General Specifications	4
Ordering Information	5

PRODUCT OVERVIEW

WHAT IS A CUTTING BALLOON?

Coronary cutting balloon is intended for opening coronary arteries in those circumstances where a resistant lesion is encountered and unable to be opened with traditional balloon angioplasty.

WHAT MAKES THIS PRODUCT UNIQUE?

Treating complex lesions with traditional balloon angioplasty can result in complications like vessel dissection, poor luminal gain, lesion recoil, balloon slippage, and poor stent apposition.

The unique design of the WOLVERINE Cutting Balloon combines a proprietary atherotome and low pressure balloon design to directly address each of these complications.

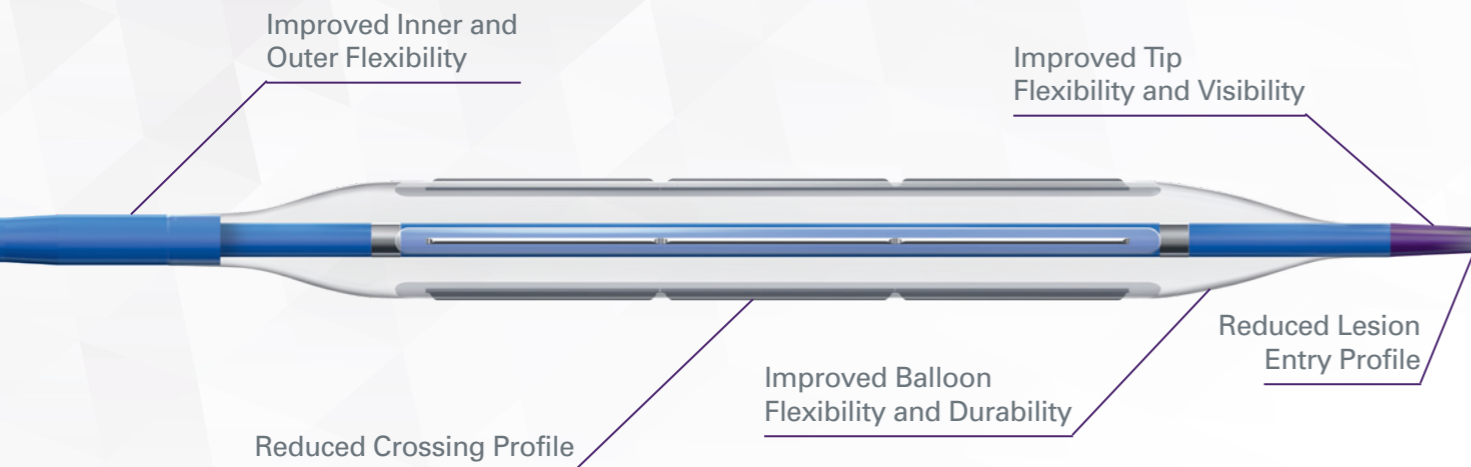


TECHNOLOGY OVERVIEW

WOLVERINE Cutting Balloon delivers industry-leading performance with:

- Improved crossability and deliverability
- Precise, controlled cutting
- A proven mechanism of action

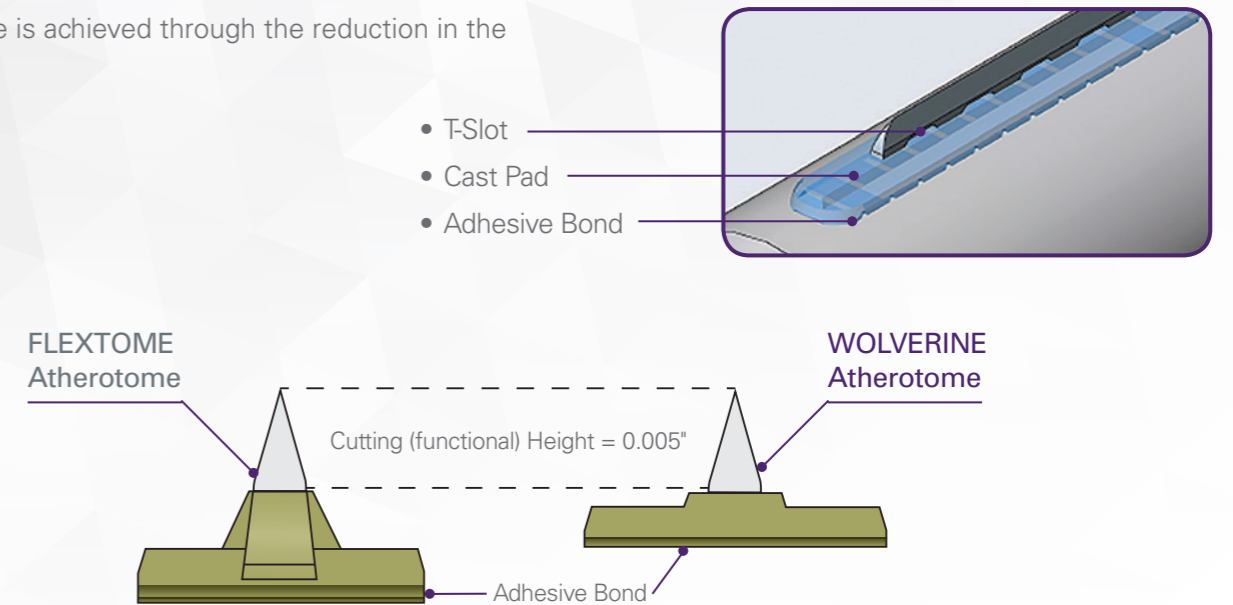
The result is optimal lumen gain with thorough vessel preparation.



TECHNOLOGY OVERVIEW

ATHEROTOME COMPARISON

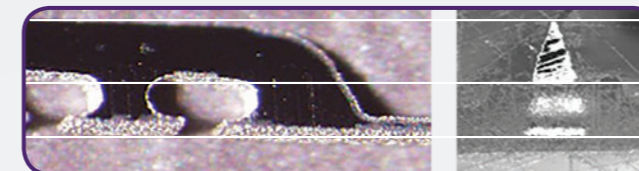
A smaller profile is achieved through the reduction in the T-Slot height.



T-SLOT BLADE DIMENSION CHANGES

- T-Slot (non-functional) height reduced by 57%
- Elongated T-Slot shape to ensure strong blade to adhesive cure

FLEXTOME



Functional Height **0.005"**

T-Slot Height **0.0059"**

WOLVERINE

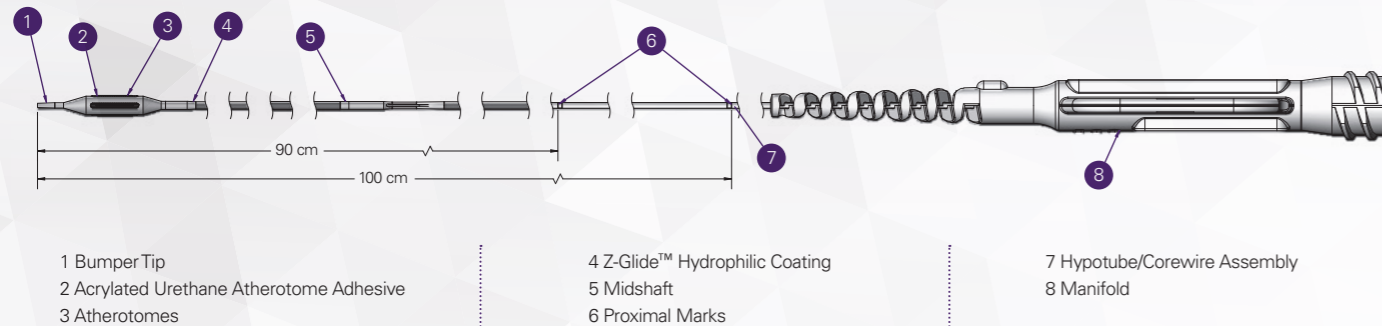


Functional Height **0.005"**

T-Slot Height **0.0025"**

GENERAL SPECIFICATIONS

ORDERING INFORMATION



Indication	The WOLVERINE Cutting Balloon is indicated for use in patients with coronary vessel disease who are acceptable candidates for coronary artery bypass graft surgery, should it be urgently needed, for the purpose of improving myocardial perfusion. See page 5 for additional information.
Mechanism of Action	When the device is inflated, the atherotomes score the plaque, creating initiation sites for crack propagation. This process, referred to as atherotomy, allows dilatation of the lesion with less pressure.
Balloon Platform	NC EMERGE™ PTCA Dilatation Catheter
Device Delivery Platform	Monorail™ (143 cm)
Available Balloon Diameters	Monorail: 2.00 mm, 2.25 mm, 2.50 mm, 2.75 mm, 3.00 mm, 3.25 mm, 3.50 mm, 3.75 mm, 4.00 mm
Available Balloon/Blade Lengths	6 mm, 10 mm, 15 mm
Rated Burst Pressure	12 ATM (1216 kPa)
Nominal Pressure	6 ATM (608 kPa)
Guide Catheter Inner Diameter	2.00–3.25 ≥ 0.056" (1.42 mm) 3.50–4.00 ≥ 0.066" (1.68 mm)
Crossing Profile	0.036" (0.91 mm)
Tip Lesion Entry Profile	0.017" (0.43 mm)

Manufacturer	Boston Scientific
Will this product replace or supplement a current in-house product?	This product can replace or supplement existing cutting balloons.
Ship unit	1 each per box
Minimum order quantity?	No
What are the dimensions of the shipping carton container?	The carton for the single disposable is 11 ¼" x 9 ¾" x ½"
What is the list price per each unit or unit of utilization?	Please speak to your Boston Scientific sales representative for the price per each unit.
Method of purchase	Please speak to your Boston Scientific sales representative regarding sales programs for this purchase.
Workstation storage considerations	Per the DFU, store at room temperature, in a dry, dark place.
Is this a dated product?	Yes, with a 2-year shelf life.
Will there be additional implementation costs, such as installation, cost of education, impact on equipment or additional space?	No, however a brief in-service by a Boston Scientific sales representative is suggested prior to use.
Does this item and its packaging contain latex?	There is no detectable latex in this product.

ORDERING INFORMATION

ORDERING INFORMATION

GTIN	REF/CATALOG NUMBER	MATERIAL DESCRIPTION
08714729888406	H74939403062000	(MR) 6 mm × 2.00 mm
08714729888413	H74939403062250	(MR) 6 mm × 2.25 mm
08714729888420	H74939403062500	(MR) 6 mm × 2.50 mm
08714729888437	H74939403062750	(MR) 6 mm × 2.75 mm
08714729888444	H74939403063000	(MR) 6 mm × 3.00 mm
08714729888451	H74939403063250	(MR) 6 mm × 3.25 mm
08714729888468	H74939403063500	(MR) 6 mm × 3.50 mm
08714729888475	H74939403063750	(MR) 6 mm × 3.75 mm
08714729888482	H74939403064000	(MR) 6 mm × 4.00 mm
08714729888499	H74939403102000	(MR) 10 mm × 2.00 mm
08714729888505	H74939403102250	(MR) 10 mm × 2.25 mm
08714729888512	H74939403102500	(MR) 10 mm × 2.50 mm
08714729888529	H74939403102750	(MR) 10 mm × 2.75 mm

08714729888536	H74939403103000	(MR) 10 mm × 3.00 mm
08714729888543	H74939403103250	(MR) 10 mm × 3.25 mm
08714729888550	H74939403103500	(MR) 10 mm × 3.50 mm
08714729888567	H74939403103750	(MR) 10 mm × 3.75 mm
08714729888574	H74939403104000	(MR) 10 mm × 4.00 mm
08714729888581	H74939403152000	(MR) 15 mm × 2.00 mm
08714729888598	H74939403152250	(MR) 15 mm × 2.25 mm
08714729888604	H74939403152500	(MR) 15 mm × 2.50 mm
08714729888611	H74939403152750	(MR) 15 mm × 2.75 mm
08714729888628	H74939403153000	(MR) 15 mm × 3.00 mm
08714729888635	H74939403153250	(MR) 15 mm × 3.25 mm
08714729888642	H74939403153500	(MR) 15 mm × 3.50 mm
08714729888659	H74939403153750	(MR) 15 mm × 3.75 mm
08714729888666	H74939403154000	(MR) 15 mm × 4.00 mm

MASTER THE COMPLEX™

for Complete Revascularization

Calcific Disease

In-Stent
Restenosis

Complication
Management

Hemodynamic
Status

Education &
Training

Chronic Total
Occlusion

Left Main and
Bifurcation

Multivessel
Disease

Innovative Tools | Education and Training | Expert Clinical Support

**Boston
Scientific**
Advancing science for life™

All cited trademarks are the property of their respective owners. CAUTION: The law restricts these devices to sale by or on the order of a physician. Indications, contraindications, warnings and instructions for use can be found in the product labeling supplied with each device. Information for the use only in countries with applicable health authority product registrations.

Information contained herein is for distribution outside the U.S. only. Material not intended for use in France. Illustrations for information purposes – not indicative of actual size or clinical outcome.

IC-441209-AA-EU JAN 2018. CreativeServices.

© 2018 Boston Scientific Corporation
or its affiliates. All rights reserved.

DINCAR2727EA