

YN 505 - GAME GROUP TECHNICAL SPECIFICATION

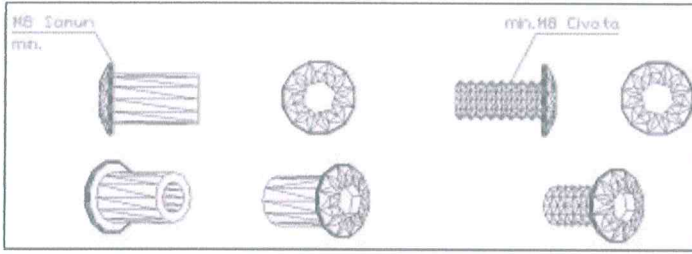
CARRIER CONSTRUCTION

80X80 box profile min. it will be created from a profile with a wall thickness of 2mm. horizontal and vertical pipes with a length of 2500 mm and greater will be connected by welding with a special insertion system in such a way that they form right angles to each other. The lower parts of the profiles forming the carrier construction will be joined by welding method with a sheet flange with a minimum size of 150x150x5mm. The profiles will be subjected to sandblasting Process.

ELECTROSTATIC PAINT

All metal parts whose production has been completed should be rinsed by leaving them in a degreasing bath with a 5% concentration at 70 °c for 10 minutes. After rinsing, metals washed with hulusa with a special alloy detergent with phosphate coating property should be subjected to SANDBLASTING process, then polyester-based static powder coating process should be performed and baked in a 200 °C oven for 20 minutes.

BOLTS, NUTS AND WASHERS


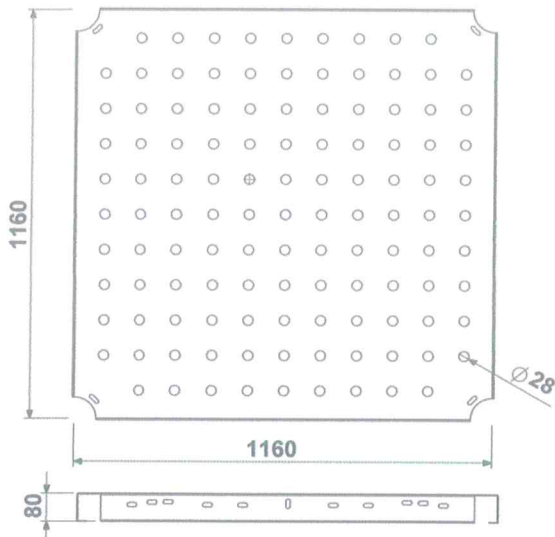


C Such bolts, washers and nuts used in the system must be dachromate coated. And certainly there should be no sharp corner protrusions more than max 3mm. All nuts should be fiberglass. In this way, the problem of loosening and falling of the nuts due to vibration

will be eliminated. Contact electro galvanized bolts should only be used in places that are closed with plastic lids. Exposed all bolts and nuts in the places should be dachromate coated.


İSİLTİ
PARK
İSİLTİ ÇOCUK OYUN GRUPLARI PLASTİK SAN. TİC. A.Ş.
Büyükkayacıkış Mh. 410 Nolu Sk. No:1 Selçuklu/İ. İZMİR
Tel: +90 332 502 10 79 E-mail: info@isiltiplastik.com.tr
Selçuk V.D. 468 058 7183 Ticaret Sicil No: 72091

116X116 SQUARE PLATFORM

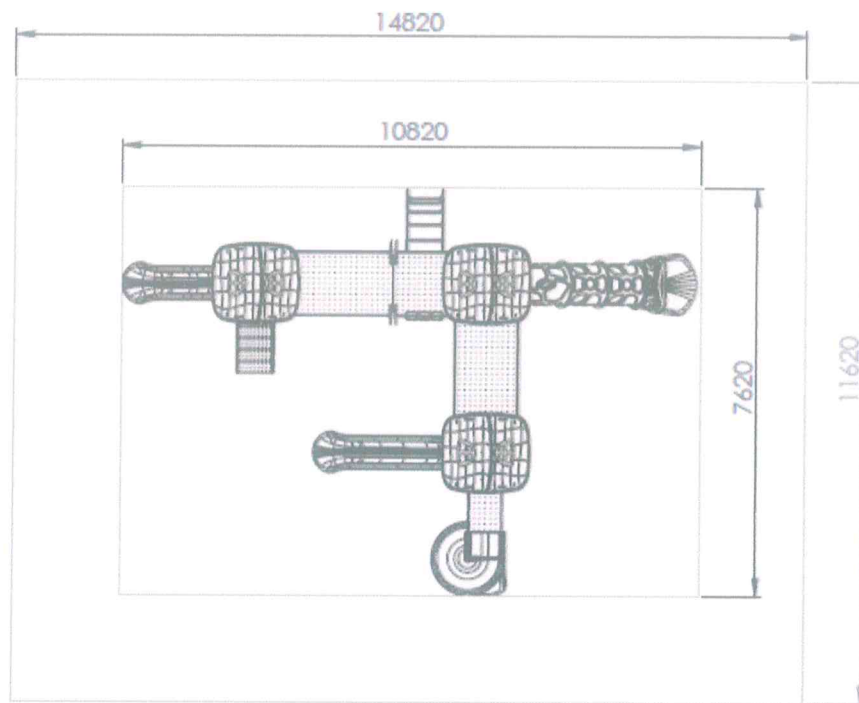


- ❖ A Minimum of 20x40x1.5 mm on the carcass made of box profiles, the dimensions of the platform, which will be formed by attaching a 2 mm wall thickness sheet metal with frequent points, will be 116x116 cm. The connection holes of the platform will be opened in advance. The number of supports placed under the platform is 6 pieces and the platform dimensions will be 8 cm. The upper surface of this platform will be coated with PVC (Plastisol) with -60 ±5 shore A hardness, 1 gr/cm³ density, at least kg/cm² breaking strength, 650-700% break elongation and 100 m³ (max) abrasion property by HOT DIPPING METHOD with anti static material mixture. The PVC thickness will be at least 1 mm at each point. These platforms will be connected by clamping by means of galvanized bolts and nuts on special cut ears existing in the carrier construction (attached at the manufacturing stage).


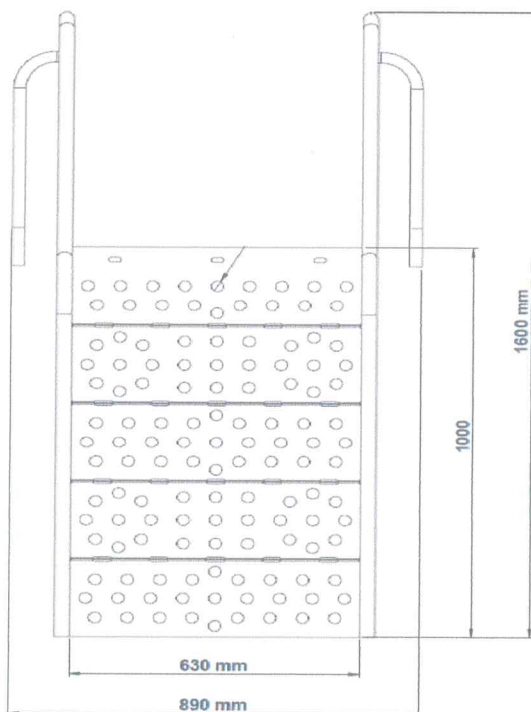
90x60 EXTENSION PLATFORM



- ❖ A Minimum of 20x40x1.5 mm on the carcass made of box profiles, the dimensions of the platform, which will be formed by attaching a 2 mm wall thickness sheet metal with frequent points, will be 90x60 cm. The connection holes of the platform will be opened in advance. The dimensions of the platform forehead will be 8 cm.
- ❖ The upper surface of this platform will be coated with PVC (Plastisol) with -60 ± 5 shore A hardness, 1 gr/cm³ density, at least kg/cm² breaking strength, 650-700% break elongation and 100 m³ (max) abrasion property by anti static material mixed HOT DIP METHOD. The PVC thickness will be at least 1 mm at each point.
- ❖ These platforms will be connected by clamping by means of galvanized bolts and nuts on special cut ears existing in the carrier construction (attached at the manufacturing stage).

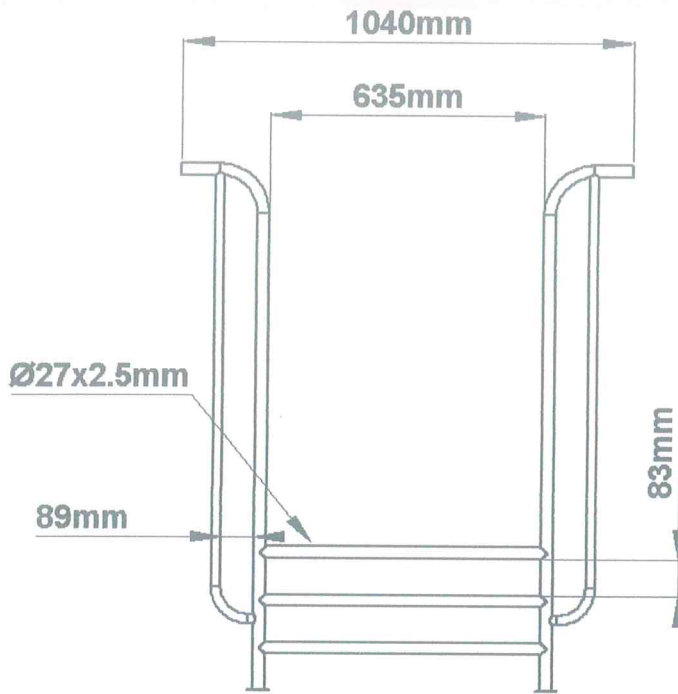


H: 100 CM LADDER AND RAILING FROM THE GROUND TO THE TOWER



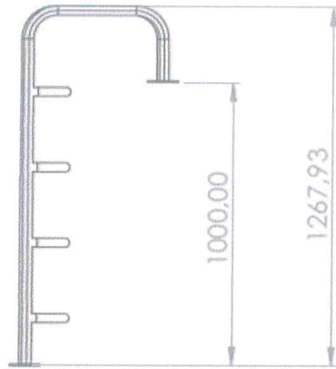
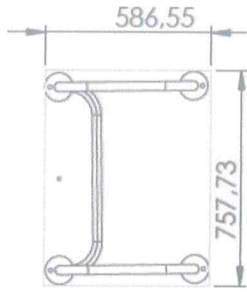
- ❖ The Access Stairs will be manufactured in one piece from dkp sheet with a wall thickness of 2 mm so that they can reach a height difference of 100 CM from the tower to the platform.
- ❖ The step height of the stairs will be minimum 13 cm, maximum 20 cm. Stair railing minimum 70 cm, maximum 85 cm height 2 pieces will be manufactured for each stair group.
- ❖ The stair treads will be coated with PVC (Plastisol) BY HOT DIPPING METHOD with mixed antistatic material mixed with -60±5 shore A hardness, 1 gr/cm³ density, at least kg/cm² breaking strength, 650-700% break elongation and 100 m³ (max) wear property. The PVC thickness will be at least 1 mm at each point.
- ❖ The edges of the ladder railing will be made of a minimum of 27x2.5 mm pipe, the railings will be made of a minimum of 21x2.5 mm pipe. The maximum Decoupling between the bars on the stair railing will be 85 mm.
- ❖ The stair railings will be painted with polyester-based electro-static powder coating after sandblasting.

H:50 INTERNAL STAIRS



- ❖ H;50 internal stairs The main body and climbing pipes will be made of 27x2.5 mm pipe.
- ❖ The maximum gaps on the sides of the ladder will be 89 mm.
- ❖ A:The 50 cm internal staircase will be painted with polyester-based electrostatic powder coating after sandblasting or degreasing.
- ❖ Prel H:50 The internal staircase must be manufactured in accordance with the technical drawing above. The matters not specifically specified in the specification will be carried out according to TSE EN 1176-1 standards.

H100 METAL CLIMBING




Dec H100 metal climbing will be produced by welded combination of pipes with a minimum wall thickness of $\varnothing 32$ mm 2 mm on both sides and pipes connected by pipes that pass into each other, with a minimum length of 69 cm between $\varnothing 32$ mm minimum wall thickness of 2 mm.

A H100 metal climbing should be rinsed by leaving it in a 5% concentration degreasing bath at 70 °c for 10 minutes. After rinsing, metals washed with hulasa with a special alloy detergent with phosphate coating property should be subjected to SANDBLASTING process, then polyester-based static powder coating process should be performed and baked in a 200 °C oven for 20 minutes.

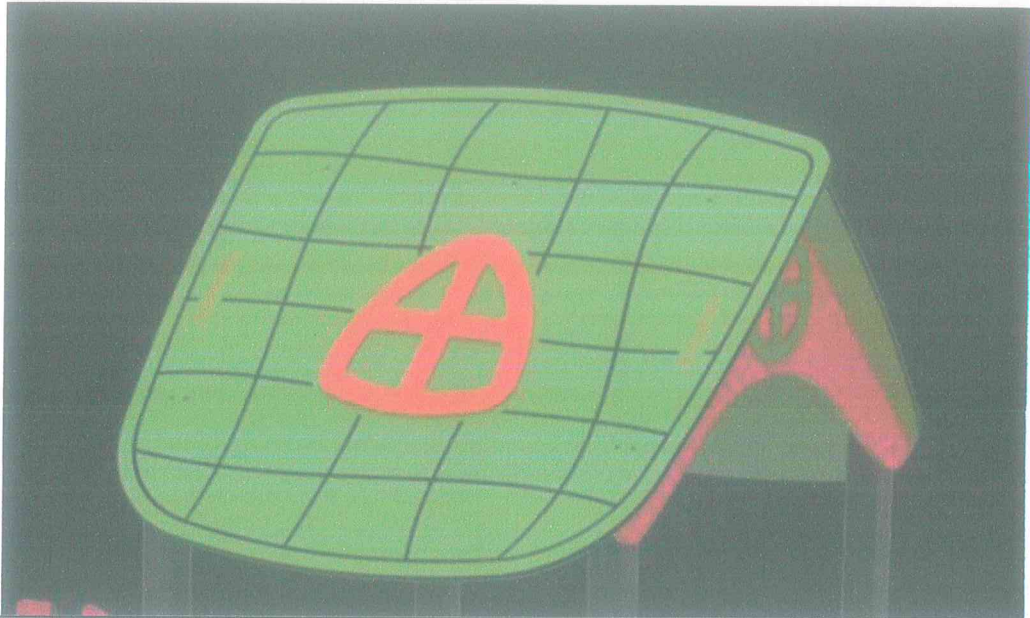
Moreover, all applications will be in accordance with TSE standards.

HDPE BRIDGE





- * The bridge side railing is made of 18mm HDPE material.
- The platform will be made of 2 mm sheet metal
 - The upper surface of this platform will be coated with PVC (Plastisol) with -60 ± 5 share A hardness, 1 gr/cm³ density, at least kg/cm² breaking strength, 650-700% breaking elongation and 100 m³ (max) abrasion property by HOT DIPPING METHOD with anti static material mixture. The PVC thickness will be at least 1 mm at each point.
- * The patterns will be processed by cnc router machine.

ROOF



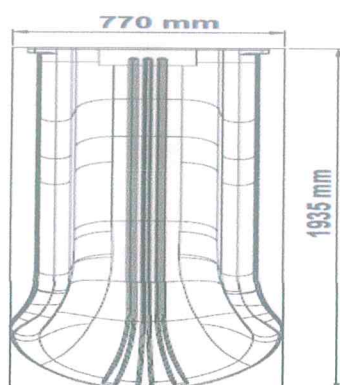
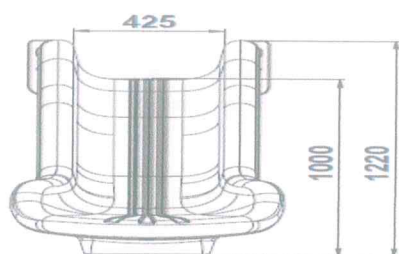
- * The roof is made of 18mm HDPE material.
- * The patterns will be processed by cnc router machine .

PANEL



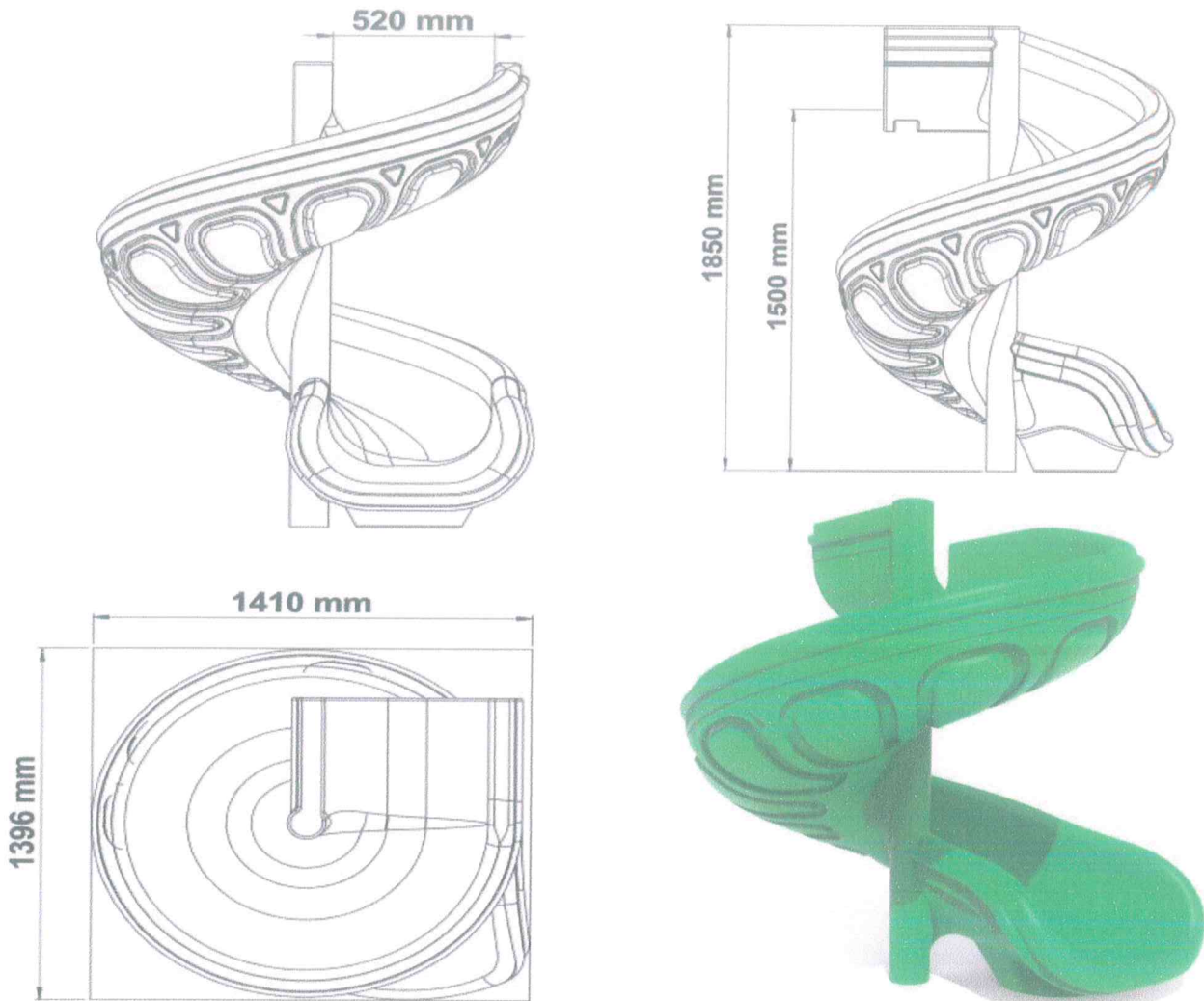
- * The roof is made of 18mm HDPE material.
- * The patterns will be processed by cnc router machine.

H:100 FLAT SLIDES



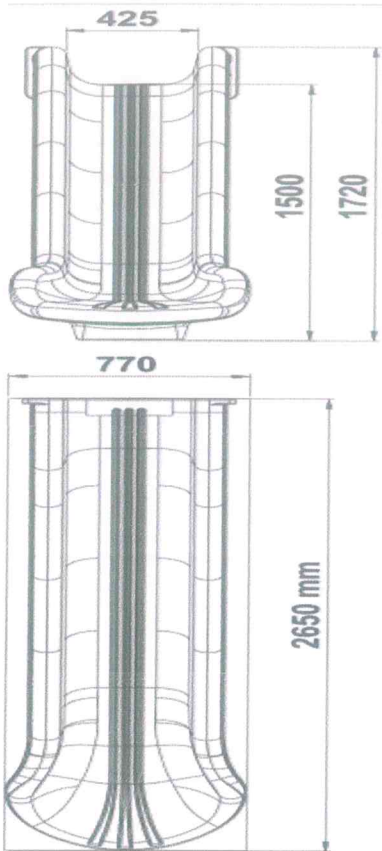
- ❖ The 100 cm. on FLAT slides connected to the platform at its height; the angle of inclination of the sliding section with the bed will be manufactured as a double-walled and single piece, so that the maximum 40° is measured according to the height axis of the slide.
- ❖ The height of the side parts of the entrance section of the flat slide will be at least 20 cm.
- ❖ The width of the sliding section of the Flat Slide will be at least 40 cm.
- ❖ The width of the exit section of the straight slide shall be at least 75 cm and the exit radius shall be at least 50 mm.
- ❖ The exit section of the slide will be concreted by embedding into the ground with an anchor.
- ❖ The Roller Slides will be manufactured with rotation technology from powdered self-colored LLDPE raw materials. The dyestuffs used in coloring will be in accordance with the children's health and food regulations.
- ❖ TS EN 1176-3 / 04.02.2010 It is obligatory to have the expression 'FLAT SLIDE' within the Scope of the Document. ϖ weight min.25 KG

H: 150 cm SPIRAL SLIDE



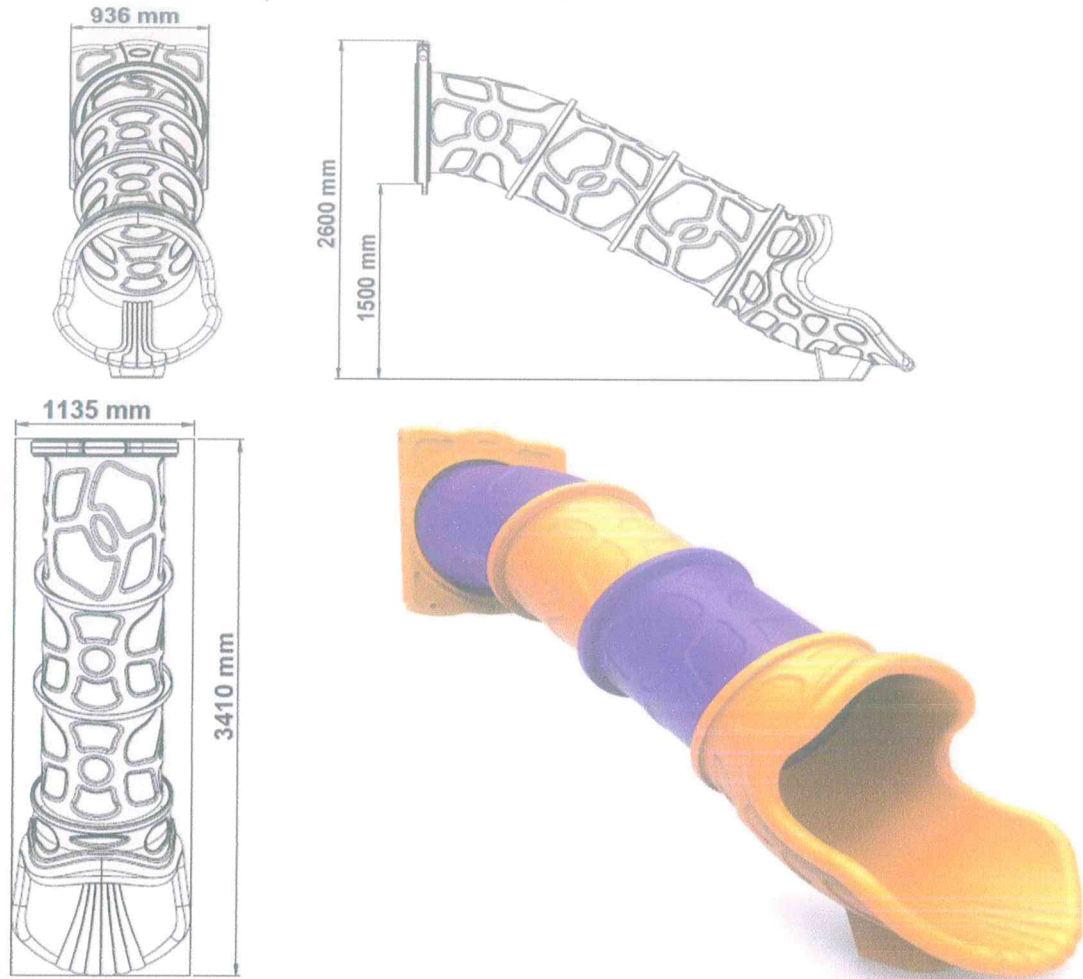
- ❖ The SPIRAL slides connected to the 150 cm high platform will be manufactured as a double-walled and single-piece, and the exit part will be designed to be 90 ° to the left side of the entrance part.
- ❖ The height of the entrance section side parts (depth) of the slide shall be at least 25 cm. The width of the sliding section of the slide will be at least 50 cm.
- ❖ The spiral slides will have an exit section (deceleration plane) that will reduce the sliding speed, and the length of the sliding section will be at least 55 cm, the length of the exit section will be at most 10°, the exit radius will be 50 mm.
- ❖ The exit section of the slide will be concreted by embedding into the ground with an anchor. In the middle part of the spiral slides, there will be a slot to allow the Ø89 pipe to be attached to the section in a spiral way.
- ❖ The Roller Slides will be manufactured with rotation technology from powdered self-colored LLDPE raw materials. The dyestuffs used in coloring will be in accordance with the children's health and food regulations. article
- ❖ TS EN 1176-3/ 04.02.2010 It is mandatory to have the expression 'SPIRAL SLIDE' within the Scope of the Document. ⚖ weight min.47 KG.

H:150 FLAT SLIDES



- ❖ The size is 150 cm. on FLAT slides connected to the platform at its height; the angle of inclination of the sliding section with the bed will be manufactured as a double-walled and single piece, so that the maximum 40° is measured according to the height axis of the slide.
- ❖ The height of the side parts of the entrance section of the straight slide will be at least 22 cm. The width of the sliding section of the Flat Slide will be at least 42 cm.
- ❖ A. The radius of the exit point of the slide should be at least 50 mm. The exit width should be at least 75 cm.
- ❖ The exit section of the slide will be concreted by embedding into the ground with an anchor.
- ❖ The Roller Slides will be manufactured with rotation technology from powdered self-colored LLDPE raw materials. The dyestuffs used in coloring will be in accordance with the children's health and food regulations.
- ❖ TS EN 1176-3 / 04.02.2010 It is obligatory to have the expression 'FLAT SLIDE' within the Scope of the Document. ⚖ weight min.35 KG.

H: 150 cm FLAT TUBE SLIDE (WITH MOUNTING)



- ❖ The parts forming the Decking tube slide; The entrance panel and the tube exit part will be made of powdered self-colored LLDPE raw material with double walls, the spacers will be made with single walls with rotation technology. The dyestuffs used in coloring will be in accordance with the children's health and food regulations.
- ❖ A:H: It will be designed to descend a maximum of 40 slopes from platforms with a height of 150 (± 10 cm). It should be in accordance with the shape in the technical drawing. The inner diameter of the cylindrical slide will be 75 cm.
- ❖ A polyethylene barrier and a minimum of 145 angled elbows will be manufactured monolithic on the upper side to ensure the safe entry of children to the slide. The entrance railing will be 150 cm (± 10) high from the platform. An angled exit bracket will be located at the bottom to reduce the speed.
- ❖ The connection of the three parts of the inner tube slide is brought side by side and after face-to-face pressing, connection will be provided with the condition of using galvanized coating imbus bolts, nuts and washers as a result of 8 holes to be drilled on each tube part with a diameter of 10 mm. These connection nuts will be protected with plastic caps.
- ❖ There will be a metal foot connection place to be fixed to the ground at the bottom. These will be fixed by throwing concrete on the ground with metal legs according to their height.
- ❖ In order for the surface of the final product to be smooth, it is necessary that the surface of the mold made of aluminum or equivalent material has been sandblasted and manufactured by undergoing a teflon coating process for surface gloss. ∞
- ❖ weight min. 90 KG.

INSTALLATION AREA AND TOWER HEIGHTS

