
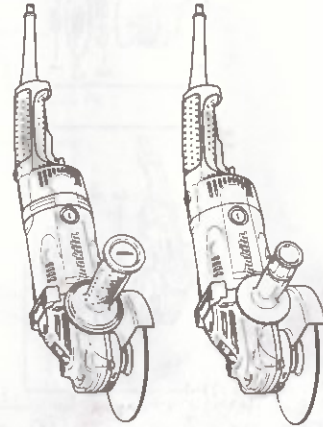




GB	Angle Grinder	INSTRUCTION MANUAL
SI	Kotni brusilnik	NAVODILO ZA UPORABO
AL	Lëmues këndesh	MANUALI I PËRDORIMIT
BG	Ъглошлайф	РЪКОВОДСТВО ЗА ЕКСПЛУАТАЦИЯ
HR	Kutna brusilica	PRIRUČNIK S UPUTAMA
МК	Аголна брусилка	УПАТСТВО ЗА УПОТРЕБА
RO	Polizor unghiular	MANUAL DE INSTRUCȚIUNI
RS	Угаона брусилница	УПУТСТВО ЗА УПОТРЕБУ
RUS	Угловая шлифмашина	РУКОВОДСТВО ПО ЭКСПЛУАТАЦИИ
UA	Кутова шлифувальна машина	ІНСТРУКЦІЯ З ЕКСПЛУАТАЦІЇ

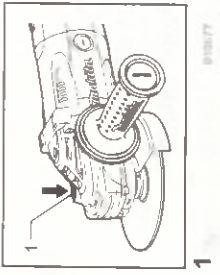
GA7020R
GA7030R
GA7040R
GA9020R
GA9030R
GA9040R



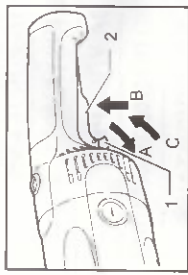
Makita Jan-Baptist Vinkstraat 2, 3070, Belgium
Makita Corporation Anjo, Aichi, Japan

www.makita.com

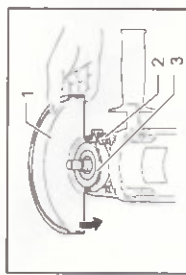
884936A960



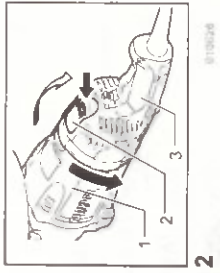
1



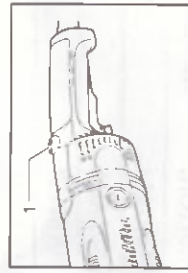
4



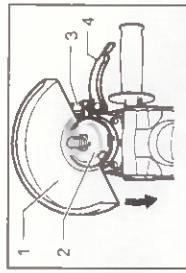
7



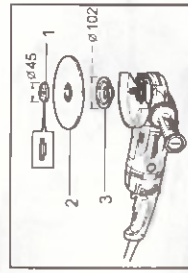
2



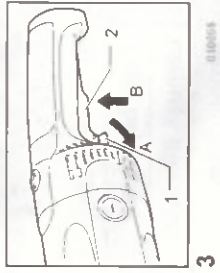
5



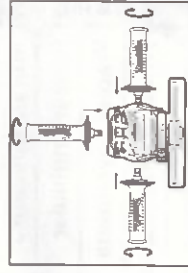
8



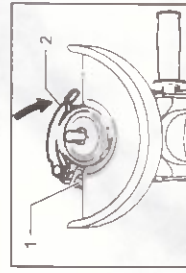
11



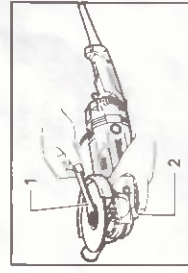
3




6



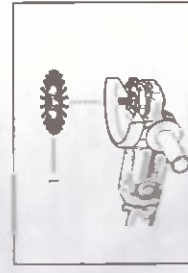
9



12



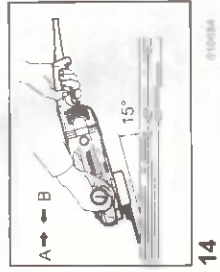
13



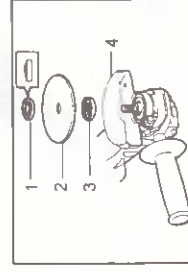
16




19



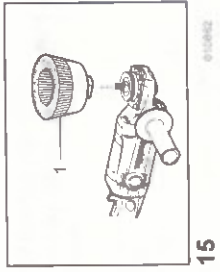
14



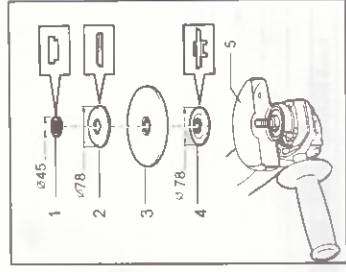
17



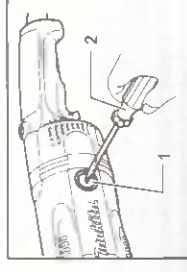
20



15



18



21

- 1-1. Shaft lock
- 2-1. Motor housing
- 2-2. Lock button
- 2-3. Handle
- 3-1. Lock lever
- 3-2. Switch trigger
- 4-1. Lock lever
- 4-2. Switch trigger
- 5-1. Indication lamp
- 7-1. Wheel guard
- 7-2. Screw
- 7-3. Bearing box
- 8-1. Wheel guard
- 8-2. Bearing box
- 8-3. Nut
- 8-4. Lever
- 9-1. Nut

Explanation of general view

- 17-3. Inner flange
- 17-4. Wheel guard for abrasive cut-off wheel/diamond wheel
- 18-1. Lock nut
- 18-2. Outer flange 78
- 18-3. Abrasive cut-off wheel/diamond wheel
- 18-4. Inner flange 78
- 18-5. Wheel guard for abrasive cut-off wheel/diamond wheel
- 19-1. Exhaust vent
- 19-2. Inhalation vent
- 20-1. Commutator
- 20-2. Insulating lip
- 20-3. Carbon brush
- 21-1. Brush holder cap
- 21-2. Screwdriver

SPECIFICATIONS

Model	GA7020R	GA7030R	GA7040R	GA9030R	GA9040R
Depressed center wheel diameter	180 mm			230 mm	GA9040R
Max. wheel thickness	6.5 mm	6.5 mm	6.5 mm	6.5 mm	6.5 mm
Spindle thread	M14				
Rated speed (n) / No load speed (n ₀)	8 500/(min ⁻¹)				
Overall length	473 mm	503 mm	473 mm	503 mm	503 mm
Net weight	5.9 kg	6.3 kg	6.6 kg	5.8 kg	6.9 kg
Safety class	0/II				

• Due to our continuing program of research and development, the specifications herein are subject to change without notice.
 • Specifications may differ from country to country.
 • Weight according to EPTA-Procedure 01/2003

Intended use

The tool is intended for grinding, sanding and cutting of metal and stone materials without the use of water.

Power supply

The tool should be connected only to a power supply of the same voltage as indicated on the nameplate, and can only be operated on single-phase AC supply. They are double-insulated and can, therefore, also be used from sockets without earth wire.

Noise

The typical A-weighted noise level determined according to EN60745

- Sound pressure level (L_{TPA}) : 90 dB (A)
- Sound power level (L_{WA}) : 101 dB (A)
- Uncertainty (K) : 3 dB (A)

Wear ear protection

9-2. Lever

- 10-1. Lock nut
- 10-2. Depressed center wheel
- 10-3. Super flange
- 10-4. Inner flange
- 11-1. Lock nut
- 11-2. Depressed center wheel
- 12-1. Inner flange
- 12-1. Lock nut wrench
- 12-2. Shaft lock
- 13-1. Lock nut
- 13-2. Abrasive disc
- 13-3. Rubber pad
- 15-1. Wire cup brush
- 16-1. Wire wheel brush
- 17-1. Lock nut
- 17-2. Abrasive cut-off wheel/diamond wheel

Work mode : disc sanding
 Vibration emission (a_{h,ps}) : 3.5 m/s²
 Uncertainty (K) : 1.5 m/s²

Model GA7040R

Work mode : surface grinding
 Vibration emission (a_{h,AG}) : 7.0 m/s²
 Uncertainty (K) : 1.5 m/s²

Work mode : disc sanding
 Vibration emission (a_{h,ps}) : 3.0 m/s²
 Uncertainty (K) : 1.5 m/s²

Model GA9020R, GA9040R

Work mode : surface grinding
 Vibration emission (a_{h,AG}) : 6.0 m/s²
 Uncertainty (K) : 1.5 m/s²

Work mode : disc sanding
 Vibration emission (a_{h,ps}) : 2.5 m/s² or less
 Uncertainty (K) : 1.5 m/s²

Model GA9030R

Work mode : surface grinding
 Vibration emission (a_{h,AG}) : 5.5 m/s²
 Uncertainty (K) : 1.5 m/s²

Work mode : disc sanding
 Vibration emission (a_{h,ps}) : 2.5 m/s² or less
 Uncertainty (K) : 1.5 m/s²

The declared vibration emission value has been measured in accordance with the standard test method and may be used for comparing one tool with another.

The declared vibration emission value may also be used in a preliminary assessment of exposure.

The declared vibration emission value is used for main applications of the power tool. However if the power tool is used for other applications, the vibration emission value may be different.

WARNING:

The vibration emission during actual use of the power tool can differ from the declared emission value depending on the ways in which the tool is used.
 Be sure to identify safety measures to protect the operator that are based on an estimation of exposure in the actual conditions of use (taking account of all parts of the operating cycle such as the times when the tool is switched off and when it is running idle in addition to the trigger time).

For European countries only

EC Declaration of Conformity

Makita declares that the following Machine(s):
 Designation of Machine:

Angle Grinder
 Model No / Type: GA7020R, GA7030R, GA7040R, GA9020R, GA9030R, GA9040R
 Conforms to the following European Directives:
 2006/42/EC

They are manufactured in accordance with the following Standard or standardized documents

EN60745
 The Technical file in accordance with 2006/42/EC is available from:

Makita, Jan-Baptist Vinkstraat 2, 3070, Belgium

31.12.2013

Yasushi Fukaya

020473

Yasushi Fukaya

Director

Makita, Jan-Baptist Vinkstraat 2, 3070, Belgium

GEA010-1

General Power Tool Safety

Warnings

WARNING Read all safety warnings and all instructions. Failure to follow the warnings and instructions may result in electric shock, fire and/or serious injury.

Save all warnings and instructions for future reference.

GE8033-7

GRINDER SAFETY WARNINGS

Safety Warnings Common for Grinding, Sanding, Wire Brushing, or Abrasive Cutting-Off Operations:

1. This power tool is intended to function as a grinder, sander, wire brush or cut-off tool. Read all safety warnings, instructions, illustrations and specifications provided with this power tool. Failure to follow all instructions listed below may result in electric shock, fire and/or serious injury.
2. Operations such as polishing are not recommended to be performed with this power tool. Operations for which the power tool was not designed may create a hazard and cause personal injury.
3. Do not use accessories which are not specifically designed and recommended by the tool manufacturer. Just because the