



LISSAled
Surgical LED Light

LISSAled 160 premium

160,000 lx / 96 LED



Hybrid LED System

Lower heat emission &
Less consumption of energy



Center Grip

Quick controller &
Autoclavable handle



Smart Sensor

Detect the obstacle & Increase
the intensity automatically



Synchronized Intuitive Control Panel

touch sensor control



Illumination Intensity
160,000 Lux (Max.)



Color Temperature
3,800 / 4,300 / 4,800 K



Focus size
6 steps adjustment
(Max. 30 cm / Min. 20 cm)



ENDO-MODE
Suitable for endo-surgery
by one click, EC*5%

Full HD camera

optional



Image Sensor	1 / 2.8 " – Type CMOS
Lens	10 x optical zoom F = 3.8 mm (wide) to 38 mm (tele) F1.8 to F3.4
Picture Quality	Full HD 1080 p (1920 * 1080)
Digital Zoom	12 x (120 x with optical zoom)
Output	HD SD (75Ω, BNC)
Image Point	2.38 M Pixels

LISSAled 160

160,000 lx / 84 LED



Synchronized Intuitive Control Panel

touch sensor control



Illumination Intensity
160,000 Lux (Max.)



Color Temperature
optional
3,800 / 4,300 / 4,800 K



Focus size
6 steps adjustment
(Max. 30 cm / Min. 20 cm)



ENDO-MODE
Suitable for endo-surgery
by one click, EC*5%

Full HD camera

optional



Image Sensor	1 / 2.8 " – Type CMOS
Lens	10 x optical zoom F = 3.8 mm (wide) to 38 mm (tele) F1.8 to F3.4
Picture Quality	Full HD 1080 p (1920 * 1080)
Digital Zoom	12 x (120 x with optical zoom)
Output	HD SD (75Ω, BNC)
Image Point	2.38 M Pixels

LISSAled 120

120,000 lx / 54 LED



Hybrid LED System

Lower heat emission &
Less consumption of energy

Center Grip

Quick controller &
Autoclavable handle



Synchronized Intuitive Control Panel

touch sensor control



Illumination Intensity
120,000 Lux (Max.)



Color Temperature
optional
3,800 / 4,300 / 4,800 K



Focus size
6 steps adjustment
(Max. 30 cm / Min. 20 cm)



ENDO-MODE
Suitable for endo-surgery
by one click, EC*5%

LISSAled Configuration

Single Ceiling



Dual Ceiling






Mobile



Single/Dual Ceiling options: Additional arm for monitor / external camera

Technical Specification

Title	LISSAled 160 premium	LISSAled 160	LISSAled 120
Design (Light Head)			
Installation	Single Ceiling Dual Ceiling Mobile	Single Ceiling Dual Ceiling Mobile	Single Ceiling Dual Ceiling Mobile
Head Size (cm)	66	60	50
No. of LED (ea)	96	84	54
Intensity (lx)	Max. 160,000 at 1 m	Max. 160,000 at 1 m	Max. 120,000 at 1 m
Intensity Control	6 Steps (40,000 – 160,000)	6 Steps (40,000 – 160,000)	6 Steps (40,000 – 120,000)
C.R.I (Ra/R9)	95 / 90	95 / 90	95 / 90
Color Temp. (K)	3,800 / 4,300 / 4,800	4,300	4,300
		option: 3,800 / 4,300 / 4,800	option: 3,800 / 4,300 / 4,800
Light Field Size (cm)	20 – 30 at 1 m	20 – 30 at 1 m	20 – 30 at 1 m
Depth of Illumination (cm)	150 at 20% 85 at 60%	150 at 20% 90 at 60%	125 at 20% 65 at 60%
Smart Sensor (ea)	4	4	No
Detachable Centre Grip	YES (2X)	YES (2X)	YES (2X)
LED Life Span (hrs)	60,000	60,000	60,000
Options	Camera Wall Controller Backup Battery	Camera Wall Controller Backup Battery	- Wall Controller Backup Battery



INMED-KARCZEWSKY sp. z o.o. sp. k. ul. Kwiatowa 32, 55-330 Krępiec

REGON: 930849273, NIP: 8991198153, Nr rej. BDO: 000008998

Sąd Rejonowy dla Wrocławia-Fabrycznej we Wrocławiu, IX Wydział Gospodarczy Krajowego Rejestru Sądowego KRS: 0000464381

tel. +48 71 398 02 10, tel. +48 71 361 07 04, fax +48 71 396 57 12, inmed@inmed.pl

mBank: PL 92 1140 2017 0000 4502 0762 1495 BIC: BREXPLPWWUL