

WATO EX-65

Anesthesia system





WATO EX-65

Anesthesia system



More Powerful

The WATO EX-65 takes the recognized feature-rich anesthesia system to the next level. Equipped with smarter ventilator technology and enhanced monitoring capabilities, the WATO EX-65 supports precise anesthesia and comprehensive ventilation modes, to fully meet the needs of all your patients.

More Integrated

The compact WATO EX-65 has a space-saving design with even more functionalities, such as a plug-and-play Multi-Gas module and BIS monitoring. The optional patient suction system is built in for your convenience.

More User-Friendly

With a 15-inch capacitive touchscreen, the easy-to-use UI supports informed decision making through clearly displayed graphical and numerical data. The new flat-menu structure reduces the amount of interaction required to make control and parameter changes, streamlining your workflow.

Since 2006 Mindray has successfully installed over 50,000 units of anesthesia machines for customers all over the world. International feedback from our installed bases has reached an overwhelming level of customer satisfaction, of which Mindray is immensely proud.

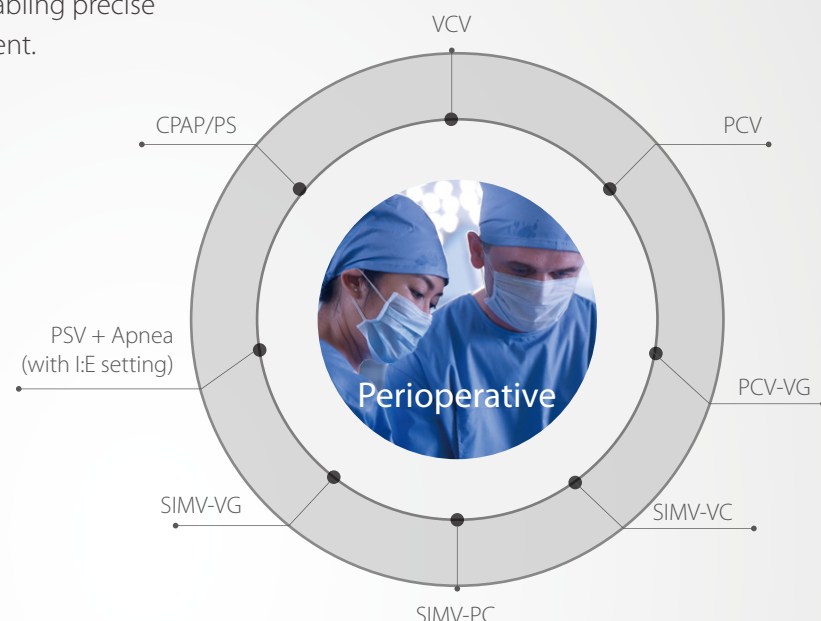
For the last decade, Mindray has continued to work closely with clinicians across the globe, to recognize and understand the clinical challenges encountered every day and overcome them with new innovative and intuitive solutions. With this in mind, Mindray is now proud to bring you the flagship of the WATO series, the WATO EX-65.

More Powerful

Smarter Ventilator

The WATO EX-65 offers a smarter ventilator supporting comprehensive ventilation modes, enabling precise ventilation care for the critically ill patient.

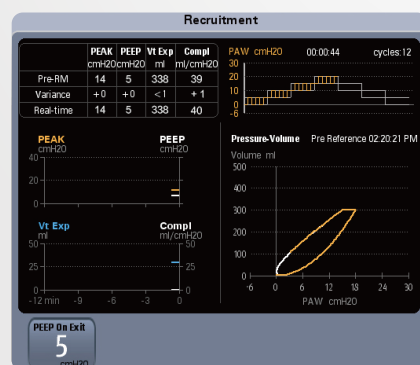
- VCV
- PCV
- PCV-VG
- SIMV-VC
- SIMV-PC
- SIMV-VG
- PSV + Apnea
- CPAP/PS



Lung Recruitment

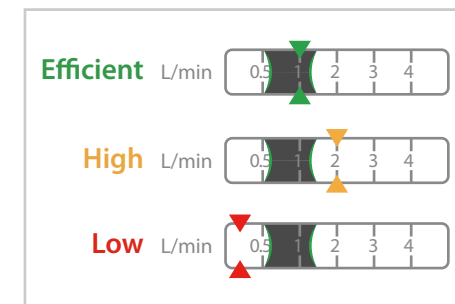
The new Lung Recruitment function induces improvements in gas exchange and respiratory mechanics, and can reduce the incidence of postoperative pulmonary complications.

- Two optional maneuvers: stepwise PEEP or sustained inflation.
- Multiple criteria to evaluate recruitment effectiveness.



Optimizer

The fresh gas flow Optimizer indicates the recommended fresh gas flow setting against your current setting value and the minimum O₂ needed by the patient. It ensures a safe low flow and minimizes waste of anesthetic agents and medical gases.



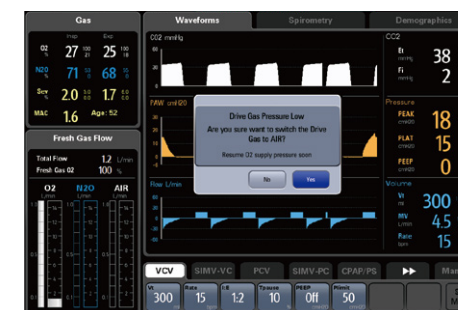
AA Measurement

The new anesthetic agent calculation software enables the user to monitor anesthetic agent consumption and keep costs in mind.



Driven Gas Auto-Switch

To ensure the patient is ventilated at all times, the WATO EX-65 has a unique driven gas auto-switch function. Should the primary ventilator driven gas be lost, the device will automatically switch to Air (or O₂; depending on device configuration) without interruption to mechanical ventilation.



Integrated, Heated Breathing System

With an integrated, user-controlled, heating system, rain-out is reduced to a minimum, providing improved flow sensor accuracy and guaranteeing extensive stability of tidal volume delivery.

Both reusable and disposable soda lime canisters are compatible with the breathing circuit.





More Integrated



The WATO EX-65 with a minimal footprint is ideal for the modern, busy, and crowded OR suite. A space-saving device that doesn't compromise on features or functionality.



The build-in patient suction system provides the user with immediate access to a user-controlled suction system that is both neat and convenient.

Compact Design, Smaller Footprint **1⁺**

2⁺ PnP Multi-Gas Module



Mindray Plug-and-Play Multi-Gas modules provide comprehensive breath-by-breath analysis of O₂, CO₂, N₂O, and auto-detection of five anesthetic agents, as well as BIS.

Optional Integrated Suction for Better PeriOP Management **3⁺**



More User-Friendly



1

Intuitive UI Simplifies Your Workflow

With a high-resolution, 15-inch capacitive touch-screen users are able to view and configure parameters as required. The intuitive layout and simple flat-menu structure ensure all parameters are clearly displayed and only two steps are required to set the ventilation mode.

Better Maneuverability

To ensure your device can be positioned easily, the WATO EX-65 has been developed with features to facilitate ease of movement. Easy access handle grips and large smooth running castors mean the WATO EX-65 can be easily moved with one hand and locked securely into place by pressing on the central locking brake.

2



3

Large Easy-to-Clean Worktable

The large, seamless and easy-to-clean writing table provides an optimized work surface for writing all your documents and keeping drugs and intubation equipment conveniently to hand.