



MFA A-267 and A-267V
DISPOSIBLE PARTICULATE RESPIRATORS
 Respiratory Mask for Protection Against
 Low Level Hazardous Solid and Water Based Aerosols
Class: FFP2

TECHNICAL DATASHEET

PRACTICAL PERFORMANCE RESULTS

TRADITIONAL CHOICE IN RESPIRATORY PROTECTION

Filter penetration

Model	Paraffin Penetration*	Limit
A-267 and A-267V	% 0,197	< %6

* Average of Test Results of Penetration for Paraffin Oil Mist (Flow Rate % 1.6 dm³ s)

Inhalation Resistance

Model	Inhalation Resistance*	Limit
A-267 and A-267V	0,69 mbar	< 2,4mbar

* Average of Test Results of Inhalation Resistance (Flow rate 1,6 dm³ s)

Exhalation Resistance

Model	Exhalation Resistance*	Limit
A-267	1,272 mbar	< 3mbar
A-267V	0,906 mbar	< 3mbar

* Average of Test Results of Exhalation Resistance (Flow rate 2,7 dm³ s)

Applications

Product	EN 149:2001 +A1:2009 Classification	Maximum Workplace Exposure Limit (WEL)*
A-267	FFP2 NR D	12
A-267V	FFP2 NR D	12

*Many countries apply Assigned Protection Factors (APFs) which reduce the maximum concentrations of particles in which these products can be used. See national regulations and EN 529:2005.

Materials

Straps	: Latex Free TPE
Nose Clip	: Steel is planting with zinc
Filter	: Polypropylene
Layers	: Polypropylene
Valve	: Polypropylene
Valve Diaphragm	: TPE

Approval

Our disposable particulate respirators has been tested and certificated by the BSI, Notified Body of the European Community (Number 0686). The filtering half masks produced true the relevant EU regulation EU 2016/425, standards from EN 149: 2001 + A1: 2009 FFP2 NR D and CE marked.

Designations:

NR = Non Reusable (Single Shift Use Only)

D = Meets The Clogging Resistance Requirements

Certificates

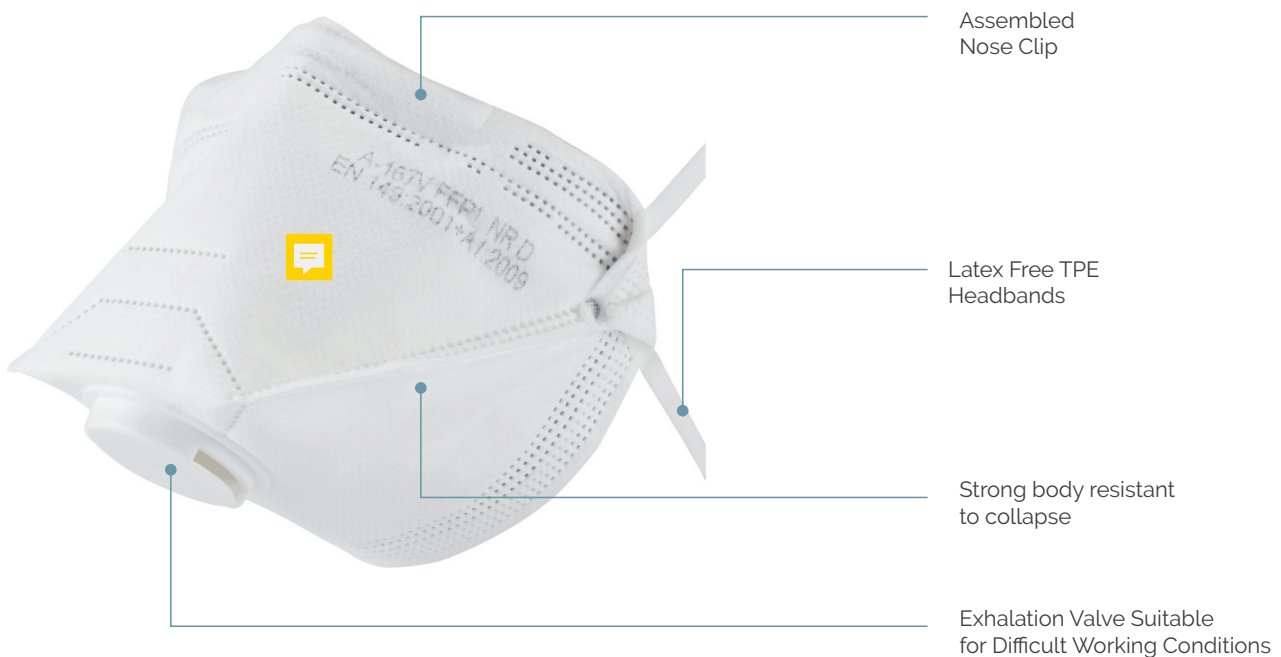
EN 149:2001+A1:2009 NR D
 ISO 9001:2008 Quality Management System
 ISO 13485:2003 Medical Devices Quality Management System

MFA A-267 and A-267V
DISPOSIBLE PARTICULATE RESPIRATORS
Respiratory Mask for Protection Against
Low Level Hazardous Solid and Water Based Aerosols
Class: FFP2



TRADITIONAL CHOICE IN RESPIRATORY PROTECTION

Our A-Series products offered by MFA to the market for the workers with a conventional design habit are user-friendly indeed. Thanks to its special filter technology, it filters above the standard and allow you to breathe fresh air filtering the airborne risks. Its special thermal bonding layer gives it a reinforced body that is resistant to deformation, perspiration-related problems and collapse.



Specially positioned nose clip does not pose any rupturing or dislocation risk or related injury risk. It maintains its features even after repeated usage.

Its special thermal bonding layer gives it a reinforced body that is resistant to deformation, perspiration-related problems and collapse.

Non-allergic, rupture-resistant, latex-free TPE headbands are used.

The set created in the inner mechanism of the exhalation valve prevents possible problems of moisture and dust accumulation. It works very efficiently thanks to its oval structure and the angle of seal. It provides coolness and comfort.

It is suitable for use with the other Personal Protective Equipment such as helmets, safety glasses and ear protection.

* Passed dolomite dust test. It provides protection for minimum 8 hours

WHAT IS DOLOMITE DUST TEST?

This is an optional performance test defined in EN 149: 2001+A1:2009 standard. It demonstrates that the mask provides efficient protection for minimum 8 hours. The masks passing this test bear "D" marking (e.g. FFP2 D). Choose the masks with "D" marking while purchasing them and make sure that your mask can be used safely for minimum 8 hours.



MFA A-267 and A-267V

DISPOSIBLE PARTICULATE RESPIRATORS

Respiratory Mask for Protection Against
Low Level Hazardous Solid and Water Based Aerosols
Class: FFP2

TECHNICAL DATASHEET

Fitting Instructions

Before fitting the respirator, ensure hands are clean. With reverse side up and using the tab, separate top and



- Hold the respirator in hand with the nose-piece at your fingertips. Allow headbands to hang freely below hand.
- Cup the respirator firmly against your face with the nosepiece on the bridge of your nose.
- Stretch and pull the lower headband over the head and position below your ears. Stretch and pull the top headband on the back of your head above your ears
- Press soft nosepiece to conform snugly around the nose.
- To test fit for respirator without exhalation valve: cup both hands over the respirator and inhale sharply. A negative pressure should be felt inside respirator. If air flows around your nose, tighten the nosepiece. If air leaks around the edges, reposition the headband for better fit.

IMPORTANT: As with the use of any respiratory device, the wearer must first be trained in the proper use of the product. Change respirator immediately if breathing becomes difficult or respirator becomes damaged or distorted, or a proper face fit cannot be maintained. Careful observance of these instructions is an important step in safe respirator use.

CONTROLS BEFORE USAGE

- Before use, read the instructions carefully
- Check the date of the end of shelf life
- Check the suitability of the mask to the area where used, looking at the signs on the mask.
- Check the head bandages of the mask.
- Check the nose clips of the mask.
- Check the mask if there is a damage or not before use.

Fit Check

Cover the front of the respirator with both hands being careful not to disturb its fit.

(a) UNVALVED respirator - EXHALE sharply

(b) VALVED respirator - INHALE sharply.

If air leaks around the nose, re-adjust the nose clip to eliminate leakage. Repeat the above fit check.

If air leaks at the respirator edges, work the straps back along the sides of the head to eliminate leakage. Repeat the above fit check.

If you CANNOT achieve a proper fit DO NOT enter the hazardous area. See your supervisor.

Users should be fit tested in accordance with national requirements.



MFA A-267 and A-267V

DISPOSIBLE PARTICULATE RESPIRATORS

Respiratory Mask for Protection Against Low Level Hazardous Solid and Water Based Aerosols



Class: FFP2

TECHNICAL DATASHEET

Warning and Use Limitations

1. Failure to follow all instructions and limitations on the use of this product could reduce the effectiveness of respirator and result in sickness or death.
2. A properly selected respirator is essential to protect your health. Before using this respirator, consult an Industrial Hygienist or Occupational Safety Professional to determine the suitability for your intended use.
3. This product does not supply oxygen. Use only in adequately ventilated areas containing sufficient oxygen to support life. Do not use this respirator when oxygen concentration is less than 19%.
4. Do not use when concentrations of contaminants are immediately dangerous to health or life.
5. Do not use explosive atmospheres.
6. Leave work area immediately and return to fresh air if (a) breathing becomes difficult, or (b) dizziness or other distress occurs.
7. Facial hairs or beards and certain facial characteristics may reduce the effectiveness of this respirator.
8. Never alter or modify this respirator in any way.
9. NR - Only for single use. No maintenance necessary. Discard the used respirator after single use.
10. Keep respirators in the display box away from direct sunlight until use.

MARKING:

MFA A-267 and MFA A-267V FFP2 NR D  



EN 149:2001+A1:2009



TP 019/2011  UkrSEPRO

STORAGE

- Must be kept in their original package.
- In the storage area, temperature must be between $-20\text{ }^{\circ}\text{C} / +40\text{ }^{\circ}\text{C}$
- Moist must not be more than % 80.
- If kept under these conditions, shelf life is 5 years.

PACKAGING DETAILS

ECO PACKING

Model	Pcs in Box	Pcs in Carton	Carton Size	Carton Weight
A-267	120	960	55x55x35 cm	Ask MFA
A-267V	60	480	55x55x35 cm	Ask MFA

SPEC. PACKING

Model	Pcs in Box	Pcs in Carton	Carton Size	Carton Weight
A-267	90	720	55x55x35 cm	Ask MFA
A-267V	45	360	55x55x35 cm	Ask MFA

SYMBOLS AND PICTOGRAMS



End of Shelf Life



Storage Temperature Range



Storage Maximum Relative Humidity



Read User Information



Caution