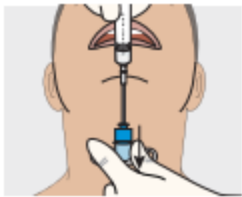


# / Surgicric III – Seldinger Technique



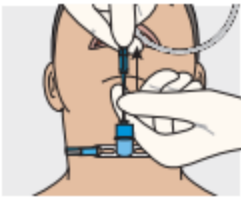
1. Puncture



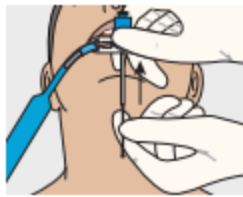
2. Insert catheter and remove needle



3. Guidewire



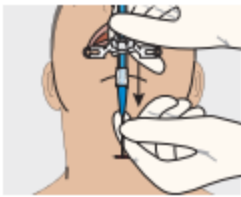
4. Remove sleeve of guidewire



5. Remove cannula



6. Horizontal skin incision




7. Intubation



8. Remove guidewire and dilator

With Surgicric III, airway access is achieved through the Seldinger technique. The guidewire with a special J-tip facilitates an atraumatic insertion.



1 2 3 4 5 6 7 8

## Content

- 1 Safety scalpel # 11
- 2 Syringe 10 ml
- 3 6.0 mm I.D. cuffed tube with dilator
- 4 Necktape for tube
- 5 Extension tubing
- 6 Necktape for cannula
- 7 Introducer catheter (needle & cannula)
- 8 Guidewire

Order information

Surgicric III / For single use, sterile

REF	Box
30-08-227-1	1

Additional information



Application Video



Annotated Bibliography



The set is packed in a specific sterile pouch and immediately ready for use.

Pack size: 31.5 cm (L) x 15.2 cm (W) x 5.0 cm (H)  
Unfolded size / sterile field: 56 cm (L) x 39 cm (W)