




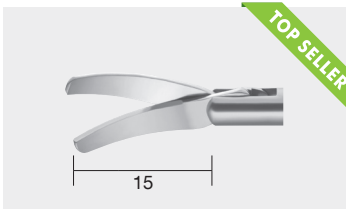
Griff, allein  
Handle, only



RS110-000

RS220-000

Mauleinsatz, allein  
Jaw insert, only

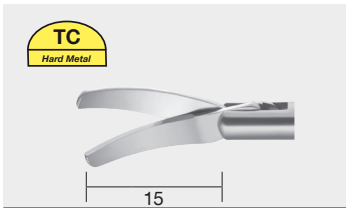


330 mm	RS000-590
450 mm	RS000-790

**Set Nummer** = Instrument besteht aus Handgriff + Rohrschaft + Einsatz  
**Set Number** = Instrument consists of Handle + Tube + Insert

Schere, Metzenbaum, links gebogen, Standard, doppelbeweglich, Ø 5 mm  
Scissors, Metzenbaum, curved left, standard, double action, Ø 5 mm

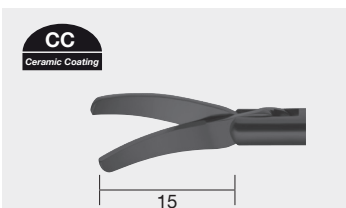
RS115-590	RS225-590
RS117-790	RS227-790



330 mm	RS000-590TC
450 mm	RS000-790TC

Schere, Metzenbaum, mit Hartmetalleinsatz, links gebogen,  
Standard, doppelbeweglich, Ø 5 mm  
Scissors, Metzenbaum, with hard metal inserts, curved left,  
standard, double action, Ø 5 mm

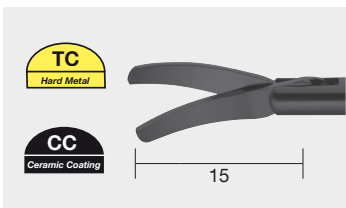
RS115-590TC	RS225-590TC
RS117-790TC	RS227-790TC



330 mm	RS000-590CC
450 mm	RS000-790CC

Schere, Metzenbaum, mit Keramikbeschichtung, links gebogen,  
Standard, doppelbeweglich, Ø 5 mm  
Scissors, Metzenbaum, ceramic coated, curved left,  
standard, double action, Ø 5 mm

RS115-590CC	RS225-590CC
RS117-790CC	RS227-790CC



330 mm	RS000-590TC/CC
450 mm	RS000-790TC/CC

Schere, Metzenbaum, mit Keramikbeschichtung und Hartmetalleinsatz, links gebogen,  
Standard, doppelbeweglich, Ø 5 mm  
Scissors, Metzenbaum, ceramic coated and hard metal insert, curved left,  
standard, double action, Ø 5 mm

RS115-590TC/CC	RS225-590TC/CC
RS117-790TC/CC	RS227-790TC/CC

# Rohrschäfte mit Zubehör

## Tubes with accessories




Rohrschaft, mit Befestigungsmutter für RUDOLF SCREW-IN System, isoliert  
*Tubes, with fastening screw nut for RUDOLF SCREW-IN System, isolated*

Durchmesser <i>Diameter</i>	Nutzlänge <i>Working length</i>	Bestell-Nr. <i>Ordering no.</i>
Ø 5 mm	330 mm	RS005-000
Ø 5 mm	450 mm	RS007-000
Ø 10 mm	330 mm	RS009-000

Befestigungsmuttern  
*Fastening screws nuts*

Ø 5mm	Ø 10mm	Farbe <i>Colour</i>	
RS000-011	RS000-021	Schwarz <i>black</i>	
RS000-012	RS000-022	Rot <i>red</i>	
RS000-013	RS000-023	Grün <i>green</i>	
RS000-014	RS000-024	Blau <i>blue</i>	

Spülansatz, für Rohrschäfte mit Befestigungsmutter  
*Rinsing adapter, for tubes with fastening screw nut*

RS000-010	Spülansatz mit Luer-Lock, für Ø 5 + 10 mm <i>Rinsing adapter with Luer-Lock, for Ø 5 + 10 mm</i>	
-----------	---	---