

SLANETZ BARTLEY AGAR + TTC

Selective medium for fecal streptococci enumeration and isolation, according to the formulation reported by ISO 7899-2:2000.

TYPICAL FORMULA (g/l)

Tryptose	20.0
Glucose	2.0
Yeast Extract	5.0
Dipotassium Hydrogen Phosphate	4.0
Sodium Azide	0.4
Triphenyl Tetrazolium Chloride	0.1
Agar	13.0
Final pH 7.2 ± 0.2	

DESCRIPTION

SLANETZ BARTLEY AGAR + TTC is a selective medium for fecal streptococci enumeration and isolation in water and foods by membrane filtration or pour plate technique prepared according to the formulation reported by ISO 7899-2:2000.

PRINCIPLE

Tryptose is a peptone obtained by the enzymatic hydrolysis of a mix containing meat, yeast and casein. It is utilized for the growth and isolation of fastidious microorganisms. Glucose is a source of energy. Yeast extract is a source of aminoacids and vitamins of group B. Dipotassium hydrogen phosphate allows to maintain the osmotic balance of the medium. Sodium azide inhibits the growth of Gram-negative and staphylococci. TTC is a redox indicator and it is colorless in the oxidized form and is reduced in the insoluble red triphenyl formazan. Agar is the solidifying agent.

PREPARATION

Suspend 44.5 g in 1 litre of distilled or deionized water. Heat until completely dissolved. Autoclave at 98°C for 2 minutes. Cool to 45-50°C. Mix well, dispense into Petri dishes and allow to solidify.

TECHNIQUE

Inoculate the plates by streaking the sample onto the agar surface. Incubate at 36±1 for 18-24 hours.

INTERPRETATION of RESULTS

Observe the colonies on the agar surface: all the colonies which cultivate with the typical red or reddish-brown color can be considered enterococci.

STORAGE

10-30°C away from light, until the expiry date on the label or until signs of deterioration or contamination are evident.

WARNING and PRECAUTIONS

The product is not classified as hazardous by current legislation and does not contain harmful substances in concentrations of ≥1%. The product is designed for *in vitro* diagnostic use and must be used only by properly trained operators.

DISPOSAL of WASTE

Disposal of waste must be carried out according to national and local regulations in force.

REFERENCES

1. Burkwal, M.K., and P.A. Hartman. (1964). App. Microbiol. 12,18.
2. Slanetz, L.W., and C.H. Bartley (1957). J. Bact., 74,591.
3. ISO 7899-2: 2000 Recherche et denombrement des streptocoques fecaux. Partie 2: methode par filtration sur membrane.



PRODUCT SPECIFICATIONS

NAME

SLANETZ BARTLEY AGAR + TTC

PRESENTATION

Dehydrated culture medium.

STORAGE

10-30°C

PACKAGING

Code	Content	Packaging
610147	500 g	500 g of powder in plastic bottle
620147	100 g	100 g of powder in plastic bottle

pH OF THE MEDIUM

7.2 ± 0.2

USE

SLANETZ BARTLEY AGAR + TTC is a selective medium for fecal streptococci enumeration and isolation in water and foods by membrane filtration or pour plate technique prepared according to the formulation reported by ISO 7899-2:2000.

TECHNIQUE

Refer to technical sheet of the product.

APPEARANCE of the MEDIUM

Dehydrated medium

Appearance: free-flowing, homogeneous.

Colour: light beige

Prepared medium

Appearance: slightly opalescent

Colour: light to medium amber

SHELF LIFE








4 years

QUALITY CONTROL

- Control of general characteristics, label and print
- Microbiological control
Inoculum for productivity: 10-100 UFC/ml
Inoculum for selectivity: 10⁴-10⁵ UFC/ml.
Inoculum for specificity: ≤ 10⁴ UFC/ml
Incubation conditions: 18-24 h at 36 ± 1°C, in aerobiosis

Microorganism		Growth	Characteristics
<i>Enterococcus faecalis</i>	ATCC 19433	Good	Red colonies
<i>Enterococcus faecalis</i>	ATCC 29212	Good	Red colonies
<i>Streptococcus pyogenes</i>	ATCC 19615	Inhibited	
<i>Escherichia coli</i>	ATCC 25922	Inhibited	

TABLE OF SYMBOLS

IVD In Vitro Diagnostic Medical Device	 Do not reuse	 Manufacturer	 Contains sufficient for <n> tests	 Temperature limitation
REF Catalogue number	 Fragile, handle with care	 Use by	 Caution, consult accompanying documents	LOT Batch code

