



## VIO® C

The VIO compact unit  
for surgical outpatient practices

# VIO® 50 C and VIO® 100 C

## Area of use



*Examples of use for:  
Epilation, spider veins, wet field coagulation, blepharoplasty,  
lipoma resection, entropion, keratoma*

*The VIO electro surgical units of the C series meet all the demands of outpatient medical practices. With monopolar cutting and monopolar and bipolar coagulation. At a favorable price.*



### THE APPLICATION AREAS FOR THE VIO C UNITS:

- ✓ Trauma surgery
- ✓ Dermatology
- ✓ Ophthalmology
- ✓ Aesthetic plastic surgery
- ✓ ENT
- ✓ Gynecology

1



8/4 mm, bipolar  
No. 20140-610



2Pin-22-28-8/4 mm, bipolar  
No. 20140-613

# Individual configuration according to your requirements

*The user has a free hand in specifying the connection sockets. Individual programs can be stored as required. In addition, AUTO START (VIO 100 C) offers a high degree of comfort and safety-of-use.*



2



3Pin-Bovie, monopolar  
No. 20140-622

3



6 mm, neutral electrode  
No. 20140-640



3Pin-9/5 mm, monopolar  
No. 20140-623



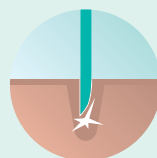
2Pin, neutral electrode  
No. 20140-641



6 mm-2Pin, neutral electrode  
No. 20140-642

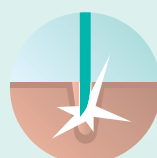
The following VIO modes are available in reproducible quality with the VIO 50 C and the VIO 100 C:

## AUTO CUT



Automatically regulates the cutting quality, adjusting it according to the current flow requirement through regulation of the voltage. VIO adapts itself to the working mode of the operating physician. Minimal necrosis and reproducible cutting quality – largely independent of the electrode, the cutting process and the target tissue.

## DRY CUT



A combination of voltage regulation and modulated waveforms which produces an electrosurgical cut with a unique quality of hemostasis. Ideal for operative procedures which require a good initial hemostasis.

## SOFT COAG




The new, rapid soft coagulation with dosage of power output. Coagulation without carbonization and almost no sticking of the electrode. Provides in-depth coagulation with minimal tissue damage.

## FORCED COAG



Permits rapid and effective operation which meets all the requirements of a standard coagulation. Can be carried out either directly using the coagulation electrode or indirectly, for example, with the help of insulated surgical forceps.

## BIPOLAR SOFT COAG



Bipolar coagulation. The low voltages used in this mode prevent the instrument from sticking and distinctly reduce tissue carbonization.

# Technical data

## Power output

|                            |                      |
|----------------------------|----------------------|
| max. CUT output VIO 100 C  | 100 watts at 500 Ohm |
| max. COAG output VIO 100 C | 80 watts at 100 Ohm  |
| max. CUT output VIO 50 C   | 50 watts at 500 Ohm  |
| max. COAG output VIO 50 C  | 50 watts at 100 Ohm  |
| NE monitoring system       | available            |

## Mains connection

|                |               |
|----------------|---------------|
| supply voltage | 100 V - 240 V |
| frequency      | 50 / 60 Hz    |

## Dimensions and weight

|                        |                    |
|------------------------|--------------------|
| width x height x depth | 280 x 135 x 300 mm |
| weight                 | 4 kg               |

## Standards

|   |      |
|---|------|
| classification acc. to EC Directive 93/42/EEC | II b |
| protective class acc. to EN 60 601-1          | I    |
| type acc. to EN 60 601-1                      | CF   |

## Order numbers

|                      |               |
|----------------------|---------------|
| VIO 100 C            | No. 10140-500 |
| VIO 50 C             | No. 10140-550 |
| two-pedal footswitch | No. 20189-107 |
| one-pedal footswitch | No. 20188-102 |
| cover VIO C          | No. 20140-500 |



Erbe Elektromedizin GmbH  
Waldhoernlestrasse 17  
72072 Tuebingen  
Germany

Phone +49 7071 755-0  
Fax +49 7071 755-179  
info@erbe-med.com  
erbe-med.com