



Sunfusion[®]

Infusion Pump

Semi-2



Scan to know more



BYOND 比扬

Pioneer in Life Science

Sunfusion[®] Infusion Pump Semi-2



Innovative design Better sensibility

> UI Design



- Brand-new appearance, small and lightweight, design as portable;
- 3.5" colorful touchscreen to display various information on one page;

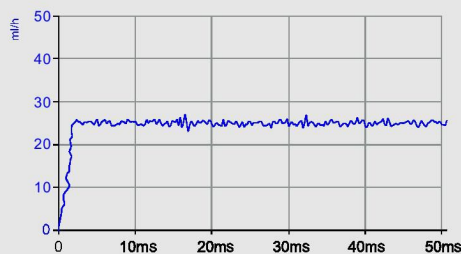
- High-quality PBT enclosure, which makes medical disinfection and cleaning convenient;
- Multi - and Across - combination of syringe pump and infusion pump are enabled by Slide guide and lock catch design, which is safe and practical.

> High-quality PBT Enclosure



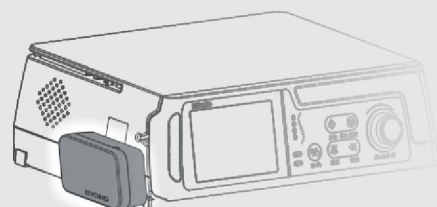
Intelligent safety More care

> Fast Start

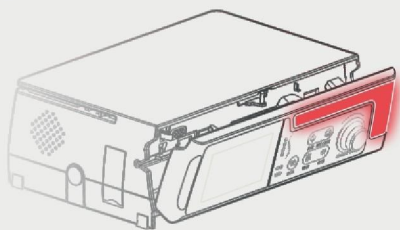


- 7 infusion modes are able to satisfy various clinical needs;
- 10 levels for forgotten operation time are selectable to suit diverse clinical situations;
- Dynamical pressure monitoring with 13 occlusion levels to protect patient's safety every single second.

- Rate are adjustable during running state;
- Tube fatigue recoup function is designed to recoup insufficient flow volume during long time use.



> Dynamic Alarm Instructions



- High-tech smart alarm system is innovated to intuitively demonstrate operation instructions;
- Maintenance cycle is settable to prevent users from forgetting regular calibration.

$\leq \pm 3\%$
1ml/h以上

Precision

0.1ml/h
2000ml/h

Rate

6 Levels

Bubbles Size

IP24

High IP Level



Features



Auto-lock Screen

Up to 11 levels time setting;
Prevention for operation error.



Night Mode

Design for nighttime safe operation.



Dual CPU

Guarantee for safe work.



System Self-test

System self-test is conducted every time turning on, including alarm indicator, volume, pressure, air bubbles, etc;
Safeguard for every-time use



Human Voice Alarm

Exclusive technology;
Combination of human voice, readable words and visual light alarm;
8 volume levels are available.



Certification

Certified by GMP, TUV, CE, ISO14001 and ISO13485.



History Record Cassette

Up to 2000pcs records, including operation, alarm and modification;
trackable treatments are ensured.



Technical Data

Applicable Infusion Set	1ml/15d, 1ml/19d, 1ml/20d, 1ml/60d,
Infusion Rate	ml/h mode: 0.1 ~ 2000ml/h drop/min mode: 1 ~ (400ml/h*d/60) d/min
Unit Conversion	Conversion between drop/ml and ml/h.
Bolus Rate & VTBI (Volume to be infused)	Bolus rate: 0.1 ~ 1500ml/h VTBI: 0.1 ~ 50ml
FF Rate & VTBI	FF rate: 0.1 ~ 2000ml/h VTBI: 0.1 ~ 9999.99ml
KVO Rate & VTBI	KVO rate: 0.1 ~ 5.0ml/h VTBI: 0.1 ~ 1ml
VTBI	0.1 ~ 9999.99ml
Cumulative Infusion Volume	0.01 ~ 9999.99ml
Rate Accuracy	Rate \geq 1ml/h: $\leq \pm 3\%$ (after calibration) Rate $<$ 1ml/h: $\leq \pm 5\%$ (after calibration)
Occlusion Pressure	13 occlusion pressure levels
Air Bubble Size	6 levels (25 μ l, 50 μ l, 100 μ l, 250 μ l, 500 μ l, 800 μ l)
Alarms Information	Near infusion end, infusion finished, system standby completed, upstream is blocked, Downstream is blocked, door open, air bubble, forgotten operation, battery low, battery empty, abnormal running state, equipment failure, power failure, Infusion set mismatched, replace the infusion set, drop sensor is pulled out, empty bottle etc.
Prompts	Parameter overrun, infusion begins, AC power has been pulled out, speed overrun, Set installation error, equipment maintenance
Power Source	Three options for power supply First: 100~240VAC, 50/60Hz; Second: Inserted Li battery 11.1V, capacity \geq 2600mAh; After the battery is fully charged, it can be used for infusion pump to work continuously for more than 7h at a rate of 25ml/h and for more than 5h at a rate of 2000ml/h. Third: External DC 15V power supply
Drug Library	Up to 1000 drugs are provided.
Dimensions	248mm (L) \times 183mm (W) \times 83mm (H)



BYOND 比扬医疗

Service call: +86-17352837131

Email: sandy@csbeyond.com

Add: Beyond Zone, Lijiacun Rd, Xueshi Street,
Yuelu District, 410208 Changsha, China