



# EU Declaration of Conformity

(No. CE-10212720)

We **Huawei Technologies Co., Ltd.**

**Administration Building, Headquarters of Huawei Technologies Co., Ltd.,  
Bantian, Longgang District, Shenzhen, 518129, P.R.C**

declare that the product

**Name/Trademark** Storage System, Data Storage / HUAWEI

**Model** SPE26C0212, SPE26C0225, OceanStor 2210, OceanStor 2200 V5,  
OceanStor 5110 V5 Enhanced, OceanStor 5110F V5 Enhanced,  
OceanStor 5210 V5 Enhanced, OceanStor 5210F V5 Enhanced,  
OceanStor 2220, OceanStor 5120 V5, OceanStor 5220 V5, OceanStor  
Dorado 2000, OceanProtect X3000

complies with the following directives:

- **2014/35/EU (Low Voltage Directive)**
- **2014/30/EU (EMC Directive)**
- **2011/65/EU & (EU) 2015/863 (RoHS Directive)**
- **2009/125/EC (ErP Directive)**

For the evaluation of the compliance with these Directives, the following standards/implementing regulations have been applied:

<b>Safety</b>	EN 62368-1:2014+A11:2017
<b>EMC</b>	EN 55032:2015 EN 55032:2015/A11:2020 EN 55035:2017 EN 55035:2017/A11:2020 ETSI EN 300 386 V1.6.1:2012 ETSI EN 300 386 V2.1.1:2016
<b>RoHS</b>	EN IEC 63000:2018
<b>ErP</b>	COMMISSION REGULATION (EU) 2019/424 of 15 March 2019

This declaration of conformity is issued under the sole responsibility of the manufacturer.

CE Marking Date: Jan. 05, 2023

Responsible for making this declaration is the:

Manufacturer  Authorised representative established within the EU

Signed for and on behalf of: Huawei Technologies Co., Ltd.

Print name/Title : Mafuchu / Regulation Compliance Manager

Shenzhen, China  
(Place)

Jan. 05, 2023  
(Date)

Ma fuchu  
(Signature)



# EU Declaration of Conformity

(No. CE-07772203)

We **Huawei Technologies Co., Ltd.**

**Administration Building, Headquarters of Huawei Technologies Co., Ltd.,  
Bantian, Longgang District, Shenzhen, 518129, P.R.C**

declare that the product

**Name/Trademark** Layer 3 Ethernet Switch / HUAWEI

**Model** S6730-H48X6C-V2,S6730-H24X6C-V2

comply with the following directives:

- **2014/35/EU (Low Voltage Directive)**
- **2014/30/EU (EMC Directive)**
- **2011/65/EU & (EU)2015/863 (RoHS Directive)**
- **2012/19/EU (WEEE Directive)**
- **(EC)No 1907/2006 (REACH Regulation)**

For the evaluation of the compliance with these Directives, the following standards/implementing regulations have been applied:

<b>Safety</b>	EN 62368-1:2014+A11:2017 EN 60950-1:2006+A11:2009+A1:2010+A12:2011+A2:2013
<b>EMC</b>	EN 55032:2015 EN 55032:2015/A11:2020 EN 55035:2017 EN 55035:2017/A11:2020 EN 55024:2010 EN 55024:2010+A1:2015 ETSI EN 300 386 V2.1.1:2016 ETSI EN 300 386 V1.6.1:2012 EN 61000-3-2:2014 EN 61000-3-3:2013 EN 61000-3-3:2013/AC:2019
<b>RoHS</b>	EN IEC 63000:2018 EN 50581:2012

This declaration of conformity is issued under the sole responsibility of the manufacturer.

CE Marking Date: Jul.02, 2021

Responsible for making this declaration is the:

Manufacturer       Authorised representative established within the EU

Signed for and on behalf of: Huawei Technologies Co., Ltd.

Print name/Title : Liu Haili / Regulation Compliance Manager

Shenzhen, China  
(Place)

Jul.02, 2021  
(Date)

Liu Haili  
(Signature)

**Manufacturer's Name:** Hewlett Packard Enterprise Company  
**Manufacturer's Address:** 1701 East Mossy Oaks Road, Spring, Texas 77389, USA

**declares under its sole responsibility that the product:**

**Product Name and/or Model:** Please refer to ANNEX I  
**Regulatory Model Number:** TPO-I005  
**Product Options:** All

**conforms to the following product specifications and regulations:**

**Electromagnetic Compatibility**

EN 55032:2015  
EN 55032:2015/A11:2020  
EN 55035:2017  
EN 55035:2017/A11:2020

**Restriction of the use of certain hazardous substances (RoHS)**

EN IEC 63000:2018

The product complies with the requirements of Directive 2014/30/EU relating to electromagnetic compatibility, Directive 2011/65/EU as amended on the restriction of the use of certain hazardous substances in electrical and electronic equipment, and carries the CE marking accordingly.

**Additional Information**

This product is assigned a Regulatory Model Number which stays with the regulatory aspects of the design. The Regulatory Model Number is the main product identifier in the regulatory documentation and test reports, this number should not be confused with the marketing name or the product numbers. Any product bearing this Regulatory Model Number that does not carry the CE marking is not compliant with all the requirements listed above and may not be placed on the EU market.



Houston, TX  
19.05.2023

Bryan Vanalstyne, Regulatory Manager  
HPE Houston Product Compliance Center

**Contact for regulatory topics only**

EU: HPE, Postfach 0001, 1122 Wien, Austria  
US: Hewlett Packard Enterprise Company, 1701 East Mossy Oaks Road, Spring, Texas 77389, United States of America (U.S.), 1-844-806-3425

<http://www.hpe.com/eu/certificates>

**ANNEX I**  
**Regulatory Model Number: TPO-I005**

**Product Name and/or Model**

---

HPE DL360 G10P 8SFF U.3 Prem BKPLN Kit

---

HPE DL360 G10P DA Full NVMe Kit

---

HPE DL360 G10P 8SFF U.3 Basic BKPLN Kit

---

HPE DL360 G10P 8SFF U.2 Prem BKPLN Kit

---

HPE DL360 G10P 8SFF SAS/SATA BKPLN Kit

---

HPE DL365 G10+ 8SFF SAS/SATA BKPLN Kit

---

**Име на производителя:** Hewlett Packard Enterprise Company  
**Адрес на производителя:** 1701 East Mossy Oaks Road, Spring, Texas 77389, USA

**декларира на собствена отговорност че продуктът:**

**име и/или модел на продукта:** Моля, направете справка Приложение I  
**нормативен номер на модела:** TPO-I005  
**опции на продукта:** целият

**съответства на следните спецификации на продукта и регламенти:**

**Електромагнитната Съвместимост**

EN 55032:2015  
EN 55032:2015/A11:2020  
EN 55035:2017  
EN 55035:2017/A11:2020

**Ограничението за употребата на определени опасни вещества**

EN IEC 63000:2018

Този продукт отговаря на изискванията на Директива 2014/30/ЕС относно електромагнитната съвместимост, Директива 2011/65/ЕС в текущата версия относно ограничението за употребата на определени опасни вещества в електрическото и електронното оборудване, и носи съответната маркировка CE.

**Допълнителна информация**

Този продукт има нормативен номер на модела, който съответства на нормативните аспекти на дизайна. Нормативният номер на модела е основният идентификатор на продукта в нормативната документация и протоколите от тестовете, като този номер не трябва да се бърка с търговското име или номерата на продукта. Всеки продукт, носещ този нормативен номер на модела, който не носи маркировка CE, няма да отговаря на всички изброени по-горе изисквания и може да не бъде пуснат на пазара на ЕС.



Houston, TX  
19.05.2023

Bryan Vanalstyne, Регулаторен мениджър  
HPE Houston Product Compliance Center

**Информация за връзка в съответния регион само по правни въпроси**

ЕС: HPE, Postfach 0001, 1122 Wien, Austria  
САЩ: Hewlett Packard Enterprise Company, 1701 East Mossy Oaks Road, Spring, Texas 77389, United States of America (U.S.), 1-844-806-3425

<http://www.hpe.com/eu/certificates>

**Приложение I**  
**нормативен номер на модела: TPO-I005**

**име и/или модел на продукта**

---

HPE DL360 G10P 8SFF U.3 Prem BKPLN Kit

---

HPE DL360 G10P DA Full NVMe Kit

---

HPE DL360 G10P 8SFF U.3 Basic BKPLN Kit

---

HPE DL360 G10P 8SFF U.2 Prem BKPLN Kit

---

HPE DL360 G10P 8SFF SAS/SATA BKPLN Kit

---

HPE DL365 G10+ 8SFF SAS/SATA BKPLN Kit

---

**Název výrobce:** Hewlett Packard Enterprise Company  
**Adresa výrobce:** 1701 East Mossy Oaks Road, Spring, Texas 77389, USA

**prohlašuje na svou odpovědnost že výrobek:**

**Název Produktu a/nebo model:** Podívejte se prosím DODATEK I  
**Regulační číslo modelu:** TPO-I005  
**Možnosti výrobku:** Všichni

**je v souladu s následující specializací výrobků a nařízeními:**

**Elektromagnetické Kompatibility**

EN 55032:2015  
EN 55032:2015/A11:2020  
EN 55035:2017  
EN 55035:2017/A11:2020

**Omezení používání některých nebezpečných látek**

EN IEC 63000:2018

Tento výrobek splňuje požadavky Směrnice 2014/30/EU týkající se elektromagnetické kompatibility, Směrnice 2011/65/EU v aktuální verzi o omezení používání některých nebezpečných látek v elektrických a elektronických zařízeních, a je správně CE označený.

**Další informace**

Výrobek má přidělené regulační číslo modelu, které je v souladu s regulačními aspekty designu. Regulační číslo modelu je hlavní identifikátor výrobku v regulační dokumentaci a v protokolu o zkoušce a není možné ho zaměňovat s obchodním názvem nebo číslem výrobku. Žádný produkt nesoucí toto číslo regulačního modelu, který nemá označení CE, nebude splňovat všechny výše uvedené požadavky a nesmí být uveden na trh EU.



Houston, TX  
19.05.2023

Bryan Vanalstyne, Manažer regulační  
HPE Houston Product Compliance Center

**Kontakt výhradně pro regulační záležitosti**

EU: HPE, Postfach 0001, 1122 Wien, Austria  
USA: Hewlett Packard Enterprise Company, 1701 East Mossy Oaks Road, Spring, Texas 77389, United States of America (U.S.), 1-844-806-3425

<http://www.hpe.com/eu/certificates>

**DODATEK I**  
**Regulační číslo modelu: TPO-I005**

**Název Produktu a/nebo model**

---

HPE DL360 G10P 8SFF U.3 Prem BKPLN Kit

---

HPE DL360 G10P DA Full NVMe Kit

---

HPE DL360 G10P 8SFF U.3 Basic BKPLN Kit

---

HPE DL360 G10P 8SFF U.2 Prem BKPLN Kit

---

HPE DL360 G10P 8SFF SAS/SATA BKPLN Kit

---

HPE DL365 G10+ 8SFF SAS/SATA BKPLN Kit

---



**Producents navn:** Hewlett Packard Enterprise Company  
**Producents adresse:** 1701 East Mossy Oaks Road, Spring, Texas 77389, USA

**erklærer under eget ansvar at produktet:**

**Produktnavn og/eller model:** Der henvises TILLÆG I  
**Lovpligtigt modelnummer:** TPO-I005  
**Produktmuligheder:** Alle

**opfylder følgende produktspecifikationer og bestemmelser:**

**Elektromagnetisk Kompatibilitet**

EN 55032:2015  
EN 55032:2015/A11:2020  
EN 55035:2017  
EN 55035:2017/A11:2020

**Begrænsning af anvendelsen af visse farlige stoffer**

EN IEC 63000:2018

Produktet overholder hermed kravene i Direktiv 2014/30/EF lovgivning om elektromagnetisk kompatibilitet, Direktiv 2011/65/EF i den aktuelle version om begrænsning af anvendelsen af visse farlige stoffer i elektrisk og elektronisk udstyr, og bærer CE mærkningen i overensstemmelse hermed.

**Yderligere information**

Dette produkt er tildelt et lovpligtigt modelnummer, som forbliver ved de lovgivningsmæssige aspekter af designet. Det lovpligtige modelnummer er den primære produktidentifikator i den lovgivningsmæssige dokumentation og testrapporter, dette nummer bør ikke forveksles med markedsføringsnavnet eller produktnumrene. Ethvert produkt, der bærer dette reguleringsmodellenummer, der ikke har CE-mærkning, vil ikke overholde alle ovennævnte krav og må ikke markedsføres på EU-markedet.



Houston, TX  
19.05.2023

Bryan Vanalstyne, Reglerande chef  
HPE Houston Product Compliance Center

**Kontakt, kun til lovgivningsmæssige spørgsmål**

EU: HPE, Postfach 0001, 1122 Wien, Austria  
US: Hewlett Packard Enterprise Company, 1701 East Mossy Oaks Road, Spring, Texas 77389, United States of America (U.S.), 1-844-806-3425

<http://www.hpe.com/eu/certificates>

**TILLÆG I**  
**Lovpligtigt modelnummer: TPO-I005**

**Produktnavn og/eller model**

---

HPE DL360 G10P 8SFF U.3 Prem BKPLN Kit

---

HPE DL360 G10P DA Full NVMe Kit

---

HPE DL360 G10P 8SFF U.3 Basic BKPLN Kit

---

HPE DL360 G10P 8SFF U.2 Prem BKPLN Kit

---

HPE DL360 G10P 8SFF SAS/SATA BKPLN Kit

---

HPE DL365 G10+ 8SFF SAS/SATA BKPLN Kit

---

**Name des Herstellers:** Hewlett Packard Enterprise Company  
**Adresse des Herstellers:** 1701 East Mossy Oaks Road, Spring, Texas 77389, USA

**erklärt in alleiniger Verantwortung dass das Produkt:**

**Produktbezeichnung und/oder Modell:** Siehe ANHANG I  
**Regulatorische Modellnummer:** TPO-I005  
**Produktoptionen:** Alle

**den folgenden Produktspezifikationen und Richtlinien entspricht:**

**Elektromagnetische Verträglichkeit**

EN 55032:2015  
EN 55032:2015/A11:2020  
EN 55035:2017  
EN 55035:2017/A11:2020

**Beschränkung der Verwendung bestimmter gefährlicher Stoffe**

EN IEC 63000:2018

Das Produkt erfüllt die Anforderungen von Richtlinie 2014/30/EU über die elektromagnetische Verträglichkeit, Richtlinie 2011/65/EU in der geltenden Fassung zur Beschränkung der Verwendung bestimmter gefährlicher Stoffe in Elektro- und Elektronikgeräten, und trägt dementsprechend die CE Kennzeichnung.

**Zusatzinformation**

Diesem Produkt ist eine regulatorische Modellnummer zugeordnet, welche an die regulatorischen Aspekte des Designs gebunden ist. Die regulatorische Modellnummer ist das Hauptproduktkennzeichen in der Dokumentation und in den Prüfberichten; diese Nummer ist nicht mit dem Marketingnamen oder den Produktnummern zu verwechseln. Produkte mit dieser Regulierungsmodellnummer, die nicht die CE Kennzeichnung tragen, erfüllen nicht alle oben angeführten Anforderungen und dürfen nicht im EU Markt in den Verkehr gebracht werden.



Houston, TX  
19.05.2023

Bryan Vanalstyne, Regulierungsleiter  
HPE Houston Product Compliance Center

**Kontakt für regulatorische Themen**

EU: HPE, Postfach 0001, 1122 Wien, Austria  
US: Hewlett Packard Enterprise Company, 1701 East Mossy Oaks Road, Spring, Texas 77389, United States of America (U.S.), 1-844-806-3425

<http://www.hpe.com/eu/certificates>

**ANHANG I**  
**Regulatorische Modellnummer: TPO-I005**

**Produktbezeichnung und/oder Modell**

---

HPE DL360 G10P 8SFF U.3 Prem BKPLN Kit

---

HPE DL360 G10P DA Full NVMe Kit

---

HPE DL360 G10P 8SFF U.3 Basic BKPLN Kit

---

HPE DL360 G10P 8SFF U.2 Prem BKPLN Kit

---

HPE DL360 G10P 8SFF SAS/SATA BKPLN Kit

---

HPE DL365 G10+ 8SFF SAS/SATA BKPLN Kit

---

**Επωνυμία κατασκευαστή:**  
**Διεύθυνση κατασκευαστή:**

**Hewlett Packard Enterprise Company**  
1701 East Mossy Oaks Road, Spring, Texas 77389, USA

**δηλώνει μεαποκλειστική του ευθύνη ότι το προϊόν:**

**Όνομα ή/και μοντέλο προϊόντος:** Παρακαλώ αναφερθείτε ΠΑΡΑΡΤΗΜΑ Ι  
**Αριθμός μοντέλου σύμφωνα με τη** TPO-I005  
**νομοθεσία:**  
**Προαιρετικά** όλοι  
**χαρακτηριστικά προϊόντος:**

**Συμμορφώνεται προς τις ακόλουθες προδιαγραφές και κανονισμούς:**

**ηλεκτρομαγνητική συμβατότητα**

EN 55032:2015  
EN 55032:2015/A11:2020  
EN 55035:2017  
EN 55035:2017/A11:2020

**τον περιορισμό της χρήσης ορισμένων επικίνδυνων ουσιών**

EN IEC 63000:2018

Το παρόν προϊόν συμμορφώνεται προς τις απαιτήσεις της Οδηγία 2014/30/ΕΕ σχετικά με την ηλεκτρομαγνητική συμβατότητα, Οδηγία 2011/65/ΕΕ στην τρέχουσα έκδοση για τον περιορισμό της χρήσης ορισμένων επικίνδυνων ουσιών σε ηλεκτρικό και ηλεκτρονικό εξοπλισμό, και φέρει την ανάλογη σήμανση CE.

#### **Πρόσθετες πληροφορίες**

Το παρόν προϊόν συνοδεύεται από τον αριθμό μοντέλου που προβλέπεται από τη νομοθεσία σχετικά με τον σχεδιασμό του. Ο εν λόγω κανονιστικός αριθμός μοντέλου είναι ο κύριος αναγνωριστικός αριθμός του προϊόντος στα έγγραφα ρυθμιστικού χαρακτήρα και στις εκθέσεις δοκιμών, και δεν πρέπει να συγχέεται με την εμπορική ονομασία ή τους αριθμούς προϊόντος για σκοπούς εμπορικής διάθεσης. Κάθε προϊόν που φέρει αυτόν τον κανονιστικό αριθμό μοντέλου που δεν φέρει τη σήμανση CE δεν πληροί όλες τις απαιτήσεις που αναφέρονται παραπάνω και δεν μπορεί να διατεθεί στην αγορά της ΕΕ.



Houston, TX  
19.05.2023

Bryan Vanalstyne, Ρυθμιστικός Διευθυντής  
HPE Houston Product Compliance Center

#### **Στοιχεία επικοινωνίας αποκλειστικά για κανονιστικά ζητήματα**

ΕΕ: HPE, Postfach 0001, 1122 Wien, Austria  
ΗΠΑ: Hewlett Packard Enterprise Company, 1701 East Mossy Oaks Road, Spring, Texas 77389, United States of America (U.S.), 1-844-806-3425

<http://www.hpe.com/eu/certificates>

**ΠΑΡΑΡΤΗΜΑ Ι**  
**Αριθμός μοντέλου σύμφωνα με τη νομοθεσία: TPO-I005**

**Όνομα ή/και μοντέλο προϊόντος**

---

HPE DL360 G10P 8SFF U.3 Prem BKPLN Kit

---

HPE DL360 G10P DA Full NVMe Kit

---

HPE DL360 G10P 8SFF U.3 Basic BKPLN Kit

---

HPE DL360 G10P 8SFF U.2 Prem BKPLN Kit

---

HPE DL360 G10P 8SFF SAS/SATA BKPLN Kit

---

HPE DL365 G10+ 8SFF SAS/SATA BKPLN Kit

---

**Nombre del fabricante:** Hewlett Packard Enterprise Company  
**Dirección del fabricante:** 1701 East Mossy Oaks Road, Spring, Texas 77389, USA

**declara bajo su sola responsabilidad que el producto:**

**Nombre del producto y/o modelo:** Por favor, consulte ANEXO I  
**Número de modelo reglamentario:** TPO-I005  
**Opciones del producto:** Totos

**cumple con las siguientes especificaciones y regulaciones de productos:**

**Compatibilidad Electromagnética**

EN 55032:2015  
EN 55032:2015/A11:2020  
EN 55035:2017  
EN 55035:2017/A11:2020

**Restricciones a la utilización de determinadas sustancias peligrosas**

EN IEC 63000:2018

El producto adjunto cumple con los requisitos de la Directiva 2014/30/UE en materia de compatibilidad electromagnética, Directiva 2011/65/UE en la versión actual sobre restricciones a la utilización de determinadas sustancias peligrosas en aparatos eléctricos y electrónicos, y porta el marcado CE correspondiente.

**Información adicional**

Este producto tiene asignado un número de modelo reglamentario en consonancia con los aspectos normativos del diseño. El número de modelo reglamentario es el principal identificador del producto en la documentación reglamentaria y en los informes de ensayo. No se debería confundir este número con el nombre comercial ni con los números comerciales del producto. Cualquier producto que lleve este número de modelo reglamentario que no lleve el marcado CE no cumplirá con todos los requisitos enumerados anteriormente y no podrá comercializarse en la UE.



Houston, TX  
19.05.2023

Bryan Vanalstyne, Gerente de Regulación  
HPE Houston Product Compliance Center

**Contactos nacionales solo para temas normativos**

UE: HPE, Postfach 0001, 1122 Wien, Austria  
USA: Hewlett Packard Enterprise Company, 1701 East Mossy Oaks Road, Spring, Texas 77389, United States of America (U.S.), 1-844-806-3425

<http://www.hpe.com/eu/certificates>

**ANEXO I**  
**Número de modelo reglamentario: TPO-I005**

**Nombre del producto y/o modelo**

---

HPE DL360 G10P 8SFF U.3 Prem BKPLN Kit

---

HPE DL360 G10P DA Full NVMe Kit

---

HPE DL360 G10P 8SFF U.3 Basic BKPLN Kit

---

HPE DL360 G10P 8SFF U.2 Prem BKPLN Kit

---

HPE DL360 G10P 8SFF SAS/SATA BKPLN Kit

---

HPE DL365 G10+ 8SFF SAS/SATA BKPLN Kit

---



**Tootja nimetus:** Hewlett Packard Enterprise Company  
**Tootja aadress:** 1701 East Mossy Oaks Road, Spring, Texas 77389, USA

**deklareerib oma ainuvastutusel et toode:**

**Toote nimetus ja/või mudel:** Palun vaadake LISA I  
**Normatiivse mudeli number:** TPO-I005  
**Toote variandid:** Kõik

**vastab järgmistele toote kohta käivatele spetsifikatsioonidele ja regulatiivsetele dokumentidele:**

**Elektromagnetilise Ühilduvuse**

EN 55032:2015  
EN 55032:2015/A11:2020  
EN 55035:2017  
EN 55035:2017/A11:2020

**Teatavate ohtlike ainete kasutamise piiramise kohta**

EN IEC 63000:2018

Käesolev toode vastab Direktiiv 2014/30/EL mis käsitleb elektromagnetilise ühilduvuse, Direktiiv 2011/65/EL praeguses versioonis teatavate ohtlike ainete kasutamise piiramise kohta elektri- ja elektroonikaseadmetes, ja on tähistatud vastavalt CE tähisega.

**Lisateave**

Tootele on omistatud normatiivse mudeli number, mis vastab konstruktsiooni normatiivsetele aspektidele. Normatiivse mudeli number on normatiivsetes dokumentides ja katsetuste aruannetes toote peamiseks identifikaatoriks, seda numbrit ei tohi segamini ajada turundusnumbri või toote numbriga. Ükski seda normatiivset mudelinumbrit kandv toode, millel puudub CE-vastavusmärgis, ei vasta kõigile ülalnimetatud nõuetele ja seda ei tohi lasta ELi turule.



Houston, TX  
19.05.2023

Bryan Vanalstyne, Reguleerivad Manager  
HPE Houston Product Compliance Center

**Kontakt üksnes normatiivsetes küsimustes**

EU: HPE, Postfach 0001, 1122 Wien, Austria  
US: Hewlett Packard Enterprise Company, 1701 East Mossy Oaks Road, Spring, Texas 77389, United States of America (U.S.), 1-844-806-3425

<http://www.hpe.com/eu/certificates>

**LISA I**  
**Normatiivse mudeli number: TPO-I005**

**Toote nimetus ja/või mudel**

---

HPE DL360 G10P 8SFF U.3 Prem BKPLN Kit

---

HPE DL360 G10P DA Full NVMe Kit

---

HPE DL360 G10P 8SFF U.3 Basic BKPLN Kit

---

HPE DL360 G10P 8SFF U.2 Prem BKPLN Kit

---

HPE DL360 G10P 8SFF SAS/SATA BKPLN Kit

---

HPE DL365 G10+ 8SFF SAS/SATA BKPLN Kit

---

**Valmistajan nimi:** Hewlett Packard Enterprise Company  
**Valmistajan osoite:** 1701 East Mossy Oaks Road, Spring, Texas 77389, USA

**vakuuttaa yksinomaisella vastuullaan että tuote:**

**Tuotteen nimi ja/tai malli:** Opit luvussa LIITE I  
**Lainsäädännön edellyttämä mallinumero:** TPO-I005  
**Tuotevaihtoehdot:** Kaiken

**noudattavat seuraavia tuotemäärityksiä ja määräyksiä:**

**Sähkömagneettista Yhteensopivuutta**

EN 55032:2015  
EN 55032:2015/A11:2020  
EN 55035:2017  
EN 55035:2017/A11:2020

**Tiettyjen vaarallisten aineiden käytön rajoittamisesta**

EN IEC 63000:2018

Tuote noudattaa täten Direktiivi 2014/30/EU sähkömagneettista yhteensopivuutta koskevan, Direktiivi 2011/65/EU nykyisessä versiossa tiettyjen vaarallisten aineiden käytön rajoittamisesta sähkö- ja elektroniikkalaitteissa, vaatimuksia, ja näin ollen sillä on CE merkintä.

**Lisätietoja**

Tälle tuotteelle on osoitettu lainsäädännön edellyttämä mallinumero, joka pysyy samana mallin lainsäädännöllisten näkökulmien mukaisesti. Lainsäädännön edellyttämä mallinumero on tuotteen päätunniste lainsäädännöllisissä asiakirjoissa ja testiraporteissa, ja tätä numeroa ei saa sekoittaa markkinointinimeen tai tuotenumeroihin. Tuotteet, joissa on tämä lakisääteinen mallinumero, joissa ei ole CE-merkintää, eivät täytä kaikkia edellä lueteltuja vaatimuksia, eikä niitä saa saattaa EU: n markkinoille.



Houston, TX  
19.05.2023

Bryan Vanalstyne, Sääntelypäällikkö  
HPE Houston Product Compliance Center

**Paikallinen yhteyshenkilö vain lainsäädännöllisille aiheille**

EU: HPE, Postfach 0001, 1122 Wien, Austria

US: Hewlett Packard Enterprise Company, 1701 East Mossy Oaks Road, Spring, Texas 77389, United States of America (U.S.), 1-844-806-3425

<http://www.hpe.com/eu/certificates>

**LIITE I**  
**Lainsäädännön edellyttämä mallinumero: TPO-I005**

**Tuotteen nimi ja/tai malli**

---

HPE DL360 G10P 8SFF U.3 Prem BKPLN Kit

---

HPE DL360 G10P DA Full NVMe Kit

---

HPE DL360 G10P 8SFF U.3 Basic BKPLN Kit

---

HPE DL360 G10P 8SFF U.2 Prem BKPLN Kit

---

HPE DL360 G10P 8SFF SAS/SATA BKPLN Kit

---

HPE DL365 G10+ 8SFF SAS/SATA BKPLN Kit

---

**Nom du fabricant:** Hewlett Packard Enterprise Company  
**Adresse du fabricant:** 1701 East Mossy Oaks Road, Spring, Texas 77389, USA

**déclare sous sa seule responsabilité que le produit:**

**Nom du produit et/ou modèle:** Se il vous plaît se référer ANNEXE I  
**Numéro de modèle de réglementation:** TPO-I005  
**Options de produit:** Tout

**est conforme aux réglementations et spécifications de produit suivantes:**

**Compatibilité électromagnétique**

EN 55032:2015  
EN 55032:2015/A11:2020  
EN 55035:2017  
EN 55035:2017/A11:2020

**Limitation de l'utilisation de certaines substances dangereuses**

EN IEC 63000:2018

Le présent produit satisfait aux exigences de la Directive 2014/30/EU concernant la compatibilité électromagnétique, Directive 2011/65/EU dans la version actuelle relative à la limitation de l'utilisation de certaines substances dangereuses dans les équipements électriques et électroniques, et arbore la marque CE en conséquence.

**Renseignements complémentaires**

Un numéro de modèle de réglementation, qui demeure avec les aspects réglementaires de conception, est attribué à ce produit. Le numéro de modèle de réglementation est le principal élément d'identification du produit dans la documentation sur la documentation réglementaire et les rapports d'essai, ce numéro ne doit pas être confondu avec le nom commercial ou les numéros de produit. Tout produit portant ce numéro de modèle réglementaire qui ne porte pas le marquage CE pourrait ne pas être conforme à toutes les exigences énumérées ci-dessus et ne pas être mis sur le marché de l'UE.



Houston, TX  
19.05.2023

Bryan Vanalstyne, Responsable de la réglementation  
HPE Houston Product Compliance Center

**Contact pour les sujets de réglementation uniquement**

UE: HPE, Postfach 0001, 1122 Wien, Austria  
USA: Hewlett Packard Enterprise Company, 1701 East Mossy Oaks Road, Spring, Texas 77389, United States of America (U.S.), 1-844-806-3425

<http://www.hpe.com/eu/certificates>

**ANNEXE I**  
**Numéro de modèle de réglementation: TPO-I005**

**Nom du produit et/ou modèle**

---

HPE DL360 G10P 8SFF U.3 Prem BKPLN Kit

---

HPE DL360 G10P DA Full NVMe Kit

---

HPE DL360 G10P 8SFF U.3 Basic BKPLN Kit

---

HPE DL360 G10P 8SFF U.2 Prem BKPLN Kit

---

HPE DL360 G10P 8SFF SAS/SATA BKPLN Kit

---

HPE DL365 G10+ 8SFF SAS/SATA BKPLN Kit

---

**Naziv proizvođača:** Hewlett Packard Enterprise Company  
**Adresa proizvođača:** 1701 East Mossy Oaks Road, Spring, Texas 77389, USA

**izjavljujem pod punom odgovornošću da je proizvod:**

**Naziv i/ili model proizvoda:** Molimo pogledajte ANNEX I  
**Regulatorna oznaka modela:** TPO-I005  
**Opcije proizvoda:** Sav

**u skladu sa sljedećim Specifikacijama proizvoda i propisima:**

**Elektromagnetsku Kompatibilnost**

EN 55032:2015  
EN 55032:2015/A11:2020  
EN 55035:2017  
EN 55035:2017/A11:2020

**Ograničenje uporabe određenih opasnih tvari**

EN IEC 63000:2018

Navedeni proizvod u skladu je sa zahtjevima Direktiva 2014/30/EU u odnosu na elektromagnetsku kompatibilnost, Direktiva 2011/65/EU u trenutnoj verziji o ograničenju uporabe određenih opasnih tvari u električnoj i elektroničkoj opremi, i sukladno tome sadrži oznaku CE.

**Dodatni podaci**

Ovom proizvodu dodijeljena je Regulatorna oznaka modela, koja je u skladu s regulatornim aspektima konstrukcije proizvoda. Regulatorna oznaka modela glavna je identifikacijska oznaka proizvoda u regulatornoj dokumentaciji i izvještajima o ispitivanju i tu se oznaku ne smije zabunom zamijeniti za tržišno ime ili brojeve proizvoda. Bilo koji proizvod koji nosi ovaj regulatorni modelni broj, koji ne nosi CE oznaku, možda neće biti u skladu sa svim gore navedenim zahtjevima i možda se neće plasirati na tržište EU.



Houston, TX  
19.05.2023

Bryan Vanalstyne, Regulatorni menadžer  
HPE Houston Product Compliance Center

**Lokalni podaci za kontakt isključivo za regulatorna pitanja**

EU: HPE, Postfach 0001, 1122 Wien, Austria  
SAD: Hewlett Packard Enterprise Company, 1701 East Mossy Oaks Road, Spring, Texas 77389, United States of America (U.S.), 1-844-806-3425

<http://www.hpe.com/eu/certificates>

**ANNEX I**  
**Regulatorna oznaka modela: TPO-I005**

**Naziv i/ili model proizvoda**

---

HPE DL360 G10P 8SFF U.3 Prem BKPLN Kit

---

HPE DL360 G10P DA Full NVMe Kit

---

HPE DL360 G10P 8SFF U.3 Basic BKPLN Kit

---

HPE DL360 G10P 8SFF U.2 Prem BKPLN Kit

---

HPE DL360 G10P 8SFF SAS/SATA BKPLN Kit

---

HPE DL365 G10+ 8SFF SAS/SATA BKPLN Kit

---



**Gyártó neve:** Hewlett Packard Enterprise Company  
**Gyártó címe:** 1701 East Mossy Oaks Road, Spring, Texas 77389, USA

**teljes felelősséggel kijelenti hogy az alábbi termék:**

**Termék neve és/vagy modellje:** Kérlek hivatkozz MELLÉKLET I  
**Hatósági típusszám:** TPO-I005  
**Termékopciók:** Minden

**megfelel az alábbi termékspecifikációknak és előírásoknak:**

**Elektromágneses Összeférhetőségre**

EN 55032:2015  
EN 55032:2015/A11:2020  
EN 55035:2017  
EN 55035:2017/A11:2020

**Korlátozásáról egyes veszélyes anyagok való alkalmazásának**

EN IEC 63000:2018

A termék a jelen nyilatkozat szerint megfelel a 2014/30/EU irányelve az elektromágneses összeférhetőségre vonatkozó, 2011/65/EU a jelenlegi verzióban irányelve egyes veszélyes anyagok elektromos és elektronikus berendezésekben való alkalmazásának korlátozásáról, irányelv követelményeinek és ennek alapján található rajta a jelölés.

**További információk**

A termékhez meghatározott hatósági típusszám a kivitel szabályozási szempontjaihoz kapcsolódik. A hatósági típusszám szerepel a hatósági dokumentumokban és vizsgálati jelentésekben a termék fő azonosítójaként. Nem összetévesztendő a piaci névvel vagy a termék azonosítószámaival. Azon termékek melyek hordozzák ezen Hatósági típusszámot de nem rendelkeznek CE jelöléssel, nem feltétlenül felelnek meg minden fentebb felsorolt követelménynek és nem minden esetben forgalmazhatók az Európai Unió területén.



Houston, TX  
19.05.2023

Bryan Vanalstyne, Szabályozási Menedzser  
HPE Houston Product Compliance Center

**Helyi elérhetőség hatósági témákhoz**

EU: HPE, Postfach 0001, 1122 Wien, Austria

US: Hewlett Packard Enterprise Company, 1701 East Mossy Oaks Road, Spring, Texas 77389, United States of America (U.S.), 1-844-806-3425

<http://www.hpe.com/eu/certificates>

**MELLÉKLET I**  
**Hatósági típusszám: TPO-I005**

**Termék neve és/vagy modellje**

---

HPE DL360 G10P 8SFF U.3 Prem BKPLN Kit

---

HPE DL360 G10P DA Full NVMe Kit

---

HPE DL360 G10P 8SFF U.3 Basic BKPLN Kit

---

HPE DL360 G10P 8SFF U.2 Prem BKPLN Kit

---

HPE DL360 G10P 8SFF SAS/SATA BKPLN Kit

---

HPE DL365 G10+ 8SFF SAS/SATA BKPLN Kit

---

**Nome del fabbricante:** Hewlett Packard Enterprise Company  
**Indirizzo del fabbricante:** 1701 East Mossy Oaks Road, Spring, Texas 77389, USA

**dichiara sotto la propria esclusiva responsabilità che il prodotto:**

**Nome del prodotto e/o modello:** Per favore, riferisci ALLEGATO I  
**Numero di matricola:** TPO-I005  
**Opzioni del prodotto:** Tutti

**è conforme alle seguenti Specifiche del prodotto e ai seguenti regolamenti:**

**Compatibilità Elettromagnetica**

EN 55032:2015  
EN 55032:2015/A11:2020  
EN 55035:2017  
EN 55035:2017/A11:2020

**Restrizione dell'uso di determinate sostanze pericolose**

EN IEC 63000:2018

Il prodotto è conforme ai requisiti della Direttiva 2014/30/UE relative alla compatibilità elettromagnetica, Direttiva 2011/65/UE nella versione attuale sulla restrizione dell'uso di determinate sostanze pericolose nelle apparecchiature elettriche ed elettroniche, e pertanto reca il marchio CE.

**Informazioni aggiuntive**

A questo prodotto viene assegnato un numero di matricola secondo gli aspetti normativi della progettazione. Il numero di matricola normativo è il codice principale di identificazione del prodotto nella documentazione prevista dalla normativa e nei verbali di prova, questo numero non deve essere confuso con il nome commerciale o con il codice articolo del prodotto. Qualsiasi prodotto con questo numero di modello normativo che non reca la marcatura CE non sarà conforme a tutti i requisiti sopra elencati e non potrà essere immesso sul mercato dell'UE.



Houston, TX  
19.05.2023

Bryan Vanalstyne, Regulatory Responsabile  
HPE Houston Product Compliance Center

**Contatti solo per gli aspetti normativi**

UE: HPE, Postfach 0001, 1122 Wien, Austria  
USA: Hewlett Packard Enterprise Company, 1701 East Mossy Oaks Road, Spring, Texas 77389, United States of America (U.S.), 1-844-806-3425

<http://www.hpe.com/eu/certificates>

**ALLEGATO I**  
**Numero di matricola: TPO-I005**

**Nome del prodotto e/o modello**

---

HPE DL360 G10P 8SFF U.3 Prem BKPLN Kit

---

HPE DL360 G10P DA Full NVMe Kit

---

HPE DL360 G10P 8SFF U.3 Basic BKPLN Kit

---

HPE DL360 G10P 8SFF U.2 Prem BKPLN Kit

---

HPE DL360 G10P 8SFF SAS/SATA BKPLN Kit

---

HPE DL365 G10+ 8SFF SAS/SATA BKPLN Kit

---

**Gamintojo pavadinimas:** Hewlett Packard Enterprise Company  
**Gamintojo adresas:** 1701 East Mossy Oaks Road, Spring, Texas 77389, USA

**Atsakingai pareiškia kad produktas:**

**Produkto pavadinimas ir / ar modelis:** Prašome kreiptis PRIEDAS I  
**Reglamentinis modelio numeris:** TPO-I005  
**Produkto parinkty:** Visiškai

**atitinka tokias produkto specifikacijas ir reglamentus:**

**Elektromagnetiniu Suderinamumu**

EN 55032:2015  
EN 55032:2015/A11:2020  
EN 55035:2017  
EN 55035:2017/A11:2020

**apribojimas naudojimo dėl tam tikrų pavojingų medžiagų**

EN IEC 63000:2018

Produktas atitinka Žemos įtampos direktyvos Direktyva 2014/30/ES susijusių su elektromagnetiniu suderinamumu, Direktyva 2011/65/ES dabartinėje versijoje dėl tam tikrų pavojingų medžiagų naudojimo elektros ir elektroninėje įrangoje apribojimo, reikalavimus ir turi atitinkamą CE ženklina.

**Papildoma informacija**

Šiam produktui yra priskirtas Reglamentinis modelio numeris, kuris priklauso nuo projekto reglamentavimo aspektų. Reglamentinis numeris yra pagrindinis produkto identifikatorius reglamentavimo dokumentuose ir bandymų ataskaitose, šis numeris neturėtų būti painiojamas su rinkodaros pavadinimu ar produkto numeriais. Bet kuris gaminys, pažymėtas šiuo normatyviniu modelio numeriu, neturintis „CE“ ženklo, neatitiks visų aukščiau išvardytų reikalavimų ir negali būti pateiktas į ES rinką.



Houston, TX  
19.05.2023

Bryan Vanalstyne, Reguliavimo Menedžeris  
HPE Houston Product Compliance Center

**Kontaktai tik reglamentavimo klausimais**

ES: HPE, Postfach 0001, 1122 Wien, Austria  
JAV: Hewlett Packard Enterprise Company, 1701 East Mossy Oaks Road, Spring, Texas 77389, United States of America (U.S.), 1-844-806-3425

<http://www.hpe.com/eu/certificates>

**PRIEDAS I**  
**Reglamentinis modelio numeris: TPO-I005**

**Produkto pavadinimas ir / ar modelis**

---

HPE DL360 G10P 8SFF U.3 Prem BKPLN Kit

---

HPE DL360 G10P DA Full NVMe Kit

---

HPE DL360 G10P 8SFF U.3 Basic BKPLN Kit

---

HPE DL360 G10P 8SFF U.2 Prem BKPLN Kit

---

HPE DL360 G10P 8SFF SAS/SATA BKPLN Kit

---

HPE DL365 G10+ 8SFF SAS/SATA BKPLN Kit

---

**Ražotāja nosaukums:**

**Hewlett Packard Enterprise Company**

**Ražotāja adrese:**

1701 East Mossy Oaks Road, Spring, Texas 77389, USA

**kā vienīgais atbildīgais par produkta kvalitāti paziņo ka produkts:**

**Produkta nosaukums un/vai modelis:** Lūdzu, skatiet PIELIKUMS I

**Tehniskais modeļa numurs:** TPO-I005

**Produkta komplektācija:** Viss

**atbilst šādām produkta specifikācijām un noteikumiem:**

**Elektromagnētisko Savietojamību**

EN 55032:2015

EN 55032:2015/A11:2020

EN 55035:2017

EN 55035:2017/A11:2020

**Izmantošanas ierobežošanu par dažu bīstamu vielu**

EN IEC 63000:2018

Šis produkts atbilst šādu tiesību aktu prasībām: Direktīva 2014/30/ES kas attiecas uz elektromagnētisko savietojamību, Direktīva 2011/65/ES pašreizējā versijā par dažu bīstamu vielu izmantošanas ierobežošanu elektriskās un elektroniskās iekārtās, un tam ir atbilstošs CE marķējums.

**Papildinformācija**

Šim produktam ir piešķirts tehniskais modeļa numurs, kas norāda uz produkta dizaina normatīvajiem aspektiem. Tehniskais modeļa numurs ir galvenais produkta identifikators normatīvajos dokumentos un testēšanas ziņojumos. Šo numuru nedrīkst sajaukt ar produkta tirdzniecības nosaukumu vai numuru. Jebkurš ražojums ar šo normatīvā modeļa numuru, kam nav CE marķējuma, neatbilst visām iepriekš uzskaitītajām prasībām, un to nedrīkst laist ES tirgū.



Houston, TX  
19.05.2023

Bryan Vanalstyne, Reglamentējošais vadītājs  
HPE Houston Product Compliance Center

**Vietējo pārstāvniecību kontaktinformācija tikai jautājumiem par normatīvajiem produkta aspektiem**

ES: HPE, Postfach 0001, 1122 Wien, Austria

ASV: Hewlett Packard Enterprise Company, 1701 East Mossy Oaks Road, Spring, Texas 77389, United States of America (U.S.), 1-844-806-3425

<http://www.hpe.com/eu/certificates>

**PIELIKUMS I**  
**Tehniskais modeļa numurs: TPO-I005**

**Produkta nosaukums un/vai modelis**

---

HPE DL360 G10P 8SFF U.3 Prem BKPLN Kit

---

HPE DL360 G10P DA Full NVMe Kit

---

HPE DL360 G10P 8SFF U.3 Basic BKPLN Kit

---

HPE DL360 G10P 8SFF U.2 Prem BKPLN Kit

---

HPE DL360 G10P 8SFF SAS/SATA BKPLN Kit

---

HPE DL365 G10+ 8SFF SAS/SATA BKPLN Kit

---



**Isem il-manifattur:** Hewlett Packard Enterprise Company  
**Indirizz tal-manifattur:** 1701 East Mossy Oaks Road, Spring, Texas 77389, USA

**jiddikjaraw taht ir-responsabbiltà unika tagħhom li l-prodott:**

**Isem il-prodott u/jew mudell:** Jekk jogħġbok irreferi ANNESS I  
**Numru tal-Mudell Regolatorju:** TPO-I005  
**Għażliet tal-prodott:** Kull

**jikkonforma mal-ispeċifikazzjonijiet u r-regolamenti li ġejjin:**

**Kompatibilità Elettromanjetika**

EN 55032:2015  
EN 55032:2015/A11:2020  
EN 55035:2017  
EN 55035:2017/A11:2020

**Restrizzjoni tal-użu ta' ċerti sustanzi perikolużi**

EN IEC 63000:2018

Dan il-prodott jikkonforma mar-rekwiżiti tad- Direttiva 2014/30/UE x'jaqsmu mal-kompatibilità elettromanjetika, Direttiva 2011/65/UE fil-verżjoni kurrenti dwar ir-restrizzjoni tal-użu ta' ċerti sustanzi perikolużi fit-tagħmir elettriku u elettroniku, u jgħorr il-marka korrispondenti CE.

**Aktar informazzjoni**

Dan il-prodott għandu Numru tal-Mudell Regolatorju li jinżamm mal-aspetti regolatorji tad-disinn. In-Numru tal-Mudell Regolatorju huwa l-identifikatur prinċipali fid-dokumentazzjoni regolatorja u r-rapporti tat-testijiet. Dan in-numru m'għandux jiġi konfuż mal-isem kummerċjali jew in-numri tal-prodott. Kull prodott li jkollu dan in-Numru tal-Mudell Regolatorju li ma jgħorr il-marka CE mhux se jikkonforma mar-rekwiżiti kollha elenkati hawn fuq u ma jistax jittqiegħed fis-suq tal-UE.



Houston, TX  
19.05.2023

Bryan Vanalstyne, Maniġer Regolatorju  
HPE Houston Product Compliance Center

**Kuntatt għal suġġetti regolatorji biss**

EU: HPE, Postfach 0001, 1122 Wien, Austria  
US: Hewlett Packard Enterprise Company, 1701 East Mossy Oaks Road, Spring, Texas 77389, United States of America (U.S.), 1-844-806-3425

<http://www.hpe.com/eu/certificates>

**ANNEX I**  
**Numru tal-Mudell Regulatorju: TPO-I005**

**Isem il-prodott u/jew mudell**

---

HPE DL360 G10P 8SFF U.3 Prem BKPLN Kit

---

HPE DL360 G10P DA Full NVMe Kit

---

HPE DL360 G10P 8SFF U.3 Basic BKPLN Kit

---

HPE DL360 G10P 8SFF U.2 Prem BKPLN Kit

---

HPE DL360 G10P 8SFF SAS/SATA BKPLN Kit

---

HPE DL365 G10+ 8SFF SAS/SATA BKPLN Kit

---

**Naam producent:** Hewlett Packard Enterprise Company  
**Adres producent:** 1701 East Mossy Oaks Road, Spring, Texas 77389, USA

**verklaart onder haar eigen verantwoordelijkheid dat het product:**

**Productnaam en/of model:** Raadpleeg BIJLAGE I  
**Wettelijk modelnummer:** TPO-I005  
**Productopties:** Alle

**voldoet aan de volgende productspecificaties en reguleringen:**

**Elektromagnetische Compatibiliteit**

EN 55032:2015  
EN 55032:2015/A11:2020  
EN 55035:2017  
EN 55035:2017/A11:2020

**Beperking van het gebruik van bepaalde gevaarlijke stoffen**

EN IEC 63000:2018

Het product voldoet hierbij aan de vereisten van Richtlijn 2014/30/EU inzake elektromagnetische compatibiliteit, Richtlijn 2011/65/EU in de huidige versie betreffende beperking van het gebruik van bepaalde gevaarlijke stoffen in elektrische en elektronische apparatuur, en is voorzien van het bijbehorende keurmerk.

**Aanvullende informatie**

Aan dit product is een wettelijk modelnummer toegekend dat de wettelijke aspecten van het ontwerp betreft. Het wettelijk modelnummer is de belangrijkste identificatie van het product in de wettelijke documentatie en testberichten. Dit nummer mag niet worden verwisseld met de marketingnaam of de productnummers. Elk product met dit wettelijk modelnummer dat niet is voorzien van de CE-markering, voldoet niet aan alle hierboven genoemde vereisten en mag niet op de EU-markt worden gebracht.



Houston, TX  
19.05.2023

Bryan Vanalstyne, Regulerende Manager  
HPE Houston Product Compliance Center

**Contact, uitsluitend voor wettelijke kwesties**

EU: HPE, Postfach 0001, 1122 Wien, Austria  
US: Hewlett Packard Enterprise Company, 1701 East Mossy Oaks Road, Spring, Texas 77389, United States of America (U.S.), 1-844-806-3425

<http://www.hpe.com/eu/certificates>

**BIJLAGE I**  
**Wettelijk modelnummer: TPO-I005**

**Productnaam en/of model**

---

HPE DL360 G10P 8SFF U.3 Prem BKPLN Kit

---

HPE DL360 G10P DA Full NVMe Kit

---

HPE DL360 G10P 8SFF U.3 Basic BKPLN Kit

---

HPE DL360 G10P 8SFF U.2 Prem BKPLN Kit

---

HPE DL360 G10P 8SFF SAS/SATA BKPLN Kit

---

HPE DL365 G10+ 8SFF SAS/SATA BKPLN Kit

---

**Nazwa producenta:** Hewlett Packard Enterprise Company  
**Adres producenta:** 1701 East Mossy Oaks Road, Spring, Texas 77389, USA

**deklaruje z pełną odpowiedzialnością że produkt:**

**Nazwa produktu i/lub model:** Proszę odnieść się ZAŁĄCZNIK I  
**Numer modelu regulacyjnego:** TPO-I005  
**Opcje produktu:** Wszyscy

**jest dostosowany do następujących specyfikacji produktu i regulacji:**

**Kompatybilności Elektromagnetycznej**

EN 55032:2015  
EN 55032:2015/A11:2020  
EN 55035:2017  
EN 55035:2017/A11:2020

**Ograniczenia stosowania niektórych niebezpiecznych substancji**

EN IEC 63000:2018

Niniejszy produkt jest zgodny z wymaganiami dyrektywy Dyrektywa 2014/30/WE odnoszących się do kompatybilności elektromagnetycznej, Dyrektywa 2011/65/WE w aktualnej wersji w sprawie ograniczenia stosowania niektórych niebezpiecznych substancji w sprzęcie elektrycznym i elektronicznym, posiada odpowiednie oznaczenie CE.

**Dodatkowe informacje**

Produkt ma przypisany numer modelu regulacyjnego, który wiąże się z aspektami regulacyjnymi jego wzornictwa. Numer modelu regulacyjnego jest głównym identyfikatorem produktu w dokumentacji regulacyjnej i raportach z testów, nie wolno mylić tego numeru z nazwą marketingową lub numerami produktu. Każdy produkt posiadający niniejszy numer modelu regulacyjnego, który nie posiada oznakowania CE, nie spełnia wszystkich wymogów wymienionych powyżej i nie może zostać wprowadzony do obrotu w UE.



Houston, TX  
19.05.2023

Bryan Vanalstyne, Menedżer regulacyjny  
HPE Houston Product Compliance Center

**Lokalny adres kontaktowy – tylko w sprawach regulacyjnych**

UE: HPE, Postfach 0001, 1122 Wien, Austria  
USA: Hewlett Packard Enterprise Company, 1701 East Mossy Oaks Road, Spring, Texas 77389, United States of America (U.S.), 1-844-806-3425

<http://www.hpe.com/eu/certificates>

**ZAŁĄCZNIK I**  
**Numer modelu regulacyjnego: TPO-I005**

**Nazwa produktu i/lub model**

---

HPE DL360 G10P 8SFF U.3 Prem BKPLN Kit

---

HPE DL360 G10P DA Full NVMe Kit

---

HPE DL360 G10P 8SFF U.3 Basic BKPLN Kit

---

HPE DL360 G10P 8SFF U.2 Prem BKPLN Kit

---

HPE DL360 G10P 8SFF SAS/SATA BKPLN Kit

---

HPE DL365 G10+ 8SFF SAS/SATA BKPLN Kit

---

**Nome do fabricante:** Hewlett Packard Enterprise Company  
**Endereço do fabricante:** 1701 East Mossy Oaks Road, Spring, Texas 77389, USA

**declara sob sua exclusiva responsabilidade que o produto:**

**Nome e/ou Modelo do Produto:** Por favor, consulte ANEXO I  
**Número de Modelo Regulamentar:** TPO-I005  
**Opções de produto:** Todo

**Em conformidade com as seguintes especificações de produto e diretivas:**

**Compatibilidade Electromagnética**

EN 55032:2015  
EN 55032:2015/A11:2020  
EN 55035:2017  
EN 55035:2017/A11:2020

**Restrição do uso de determinadas substâncias perigosas**

EN IEC 63000:2018

O produto está em conformidade com os requisitos da Directiva 2014/30/UE respeitantes à compatibilidade electromagnética, Directiva 2011/65/UE na versão atual relativa à restrição do uso de determinadas substâncias perigosas em equipamentos eléctricos e electrónicos, , bem como detém a respetiva marcação CE.

**Informação adicional**

O presente produto detém um Número de Modelo Regulamentar, correspondente aos aspetos regulamentares do design. O Número de Modelo regulamentar é o principal identificador do produto presente na documentação regulamentar e nos relatórios de teste; este número não deve ser confundido com o nome de marketing ou os números do produto. Qualquer produto que possua este Número de modelo regulamentar que não possua a marcação CE não cumprirá todos os requisitos listados acima e não poderá ser colocado no mercado da UE.



Houston, TX  
19.05.2023

Bryan Vanalstyne, Gerente de regulamentação  
HPE Houston Product Compliance Center

**Contato apenas para assuntos regulamentares**

UE: HPE, Postfach 0001, 1122 Wien, Austria  
EUA: Hewlett Packard Enterprise Company, 1701 East Mossy Oaks Road, Spring, Texas 77389, United States of America (U.S.), 1-844-806-3425

<http://www.hpe.com/eu/certificates>

**ANEXO I**  
**Número de Modelo Regulamentar: TPO-I005**

**Nome e/ou Modelo do Produto**

---

HPE DL360 G10P 8SFF U.3 Prem BKPLN Kit

---

HPE DL360 G10P DA Full NVMe Kit

---

HPE DL360 G10P 8SFF U.3 Basic BKPLN Kit

---

HPE DL360 G10P 8SFF U.2 Prem BKPLN Kit

---

HPE DL360 G10P 8SFF SAS/SATA BKPLN Kit

---

HPE DL365 G10+ 8SFF SAS/SATA BKPLN Kit

---



**Numele producătorului:** Hewlett Packard Enterprise Company  
**Adresa producătorului:** 1701 East Mossy Oaks Road, Spring, Texas 77389, USA

**declară pe proprie răspundere că produsul:**

**Nume produs și/sau Model:** Vă rugăm să consultați ANEXA I  
**Cod de reglementare model:** TPO-I005  
**Opțiuni produs:** Toate

**este conform următoarelor specificații și reglementări ale produsului:**

**Compatibilitatea Electromagnetică**

EN 55032:2015  
EN 55032:2015/A11:2020  
EN 55035:2017  
EN 55035:2017/A11:2020

**Restricțiile de utilizare a anumitor substanțe periculoase în echipamentele**

EN IEC 63000:2018

Produsul se conformează cerințelor Directiva 2014/30/EU cu privire la compatibilitatea electromagnetică, Directiva 2011/65/EU în versiunea curentă privind restricțiile de utilizare a anumitor substanțe periculoase în echipamentele electrice și electronice, E și poartă în mod corespunzător marca .

**Informații adiționale**

Acestui produs îi este atribuit un cod de reglementare al modelului care se referă la aspectele de reglementare ale designului. Codul de reglementare al produsului este principalul cod de identificare al produsului în documentele de reglementare și rapoartele de testare, acest cod nu trebuie confundat cu denumirea de marketing sau codurile produsului. Orice produs care poartă acest număr de model de reglementare care nu poartă marcajul CE nu va respecta toate cerințele enumerate mai sus și nu poate fi introdus pe piața UE.



Houston, TX  
19.05.2023

Bryan Vanalstyne, Manager de reglementare  
HPE Houston Product Compliance Center

**Date de contact privind numai probleme de reglementare**

EU: HPE, Postfach 0001, 1122 Wien, Austria  
US: Hewlett Packard Enterprise Company, 1701 East Mossy Oaks Road, Spring, Texas 77389, United States of America (U.S.), 1-844-806-3425

<http://www.hpe.com/eu/certificates>

**ANEXA I**  
**Cod de reglementare model: TPO-I005**

**Nume produs și/sau Model**

---

HPE DL360 G10P 8SFF U.3 Prem BKPLN Kit

---

HPE DL360 G10P DA Full NVMe Kit

---

HPE DL360 G10P 8SFF U.3 Basic BKPLN Kit

---

HPE DL360 G10P 8SFF U.2 Prem BKPLN Kit

---

HPE DL360 G10P 8SFF SAS/SATA BKPLN Kit

---

HPE DL365 G10+ 8SFF SAS/SATA BKPLN Kit

---

**Názov výrobcu:** Hewlett Packard Enterprise Company  
**Adresa výrobcu:** 1701 East Mossy Oaks Road, Spring, Texas 77389, USA

na svoju výlučnú zodpovednosť prehlasuje že výrobok:

**Názov výrobku a/alebo model:** Pozrite sa prosím DODATOK I  
**Regulačné číslo modelu:** TPO-I005  
**Možnosti výrobku:** Celý

je v súlade s nasledujúcou špecializáciou výrokov a nariadeniami:

**Elektromagnetickú Kompatibilitu**

EN 55032:2015  
EN 55032:2015/A11:2020  
EN 55035:2017  
EN 55035:2017/A11:2020

**Obmedzení používania určitých nebezpečných látok**

EN IEC 63000:2018

Tento výrobok spĺňa požiadavky Smernica 2014/30/EÚ vzťahujúcich sa na elektromagnetickú kompatibilitu, Smernica 2011/65/EÚ v aktuálnej verzii o obmedzení používania určitých nebezpečných látok v elektrických a elektronických zariadeniach, a je správne CE označený.

**Ďalšie informácie**

Výrobok má pridelené regulačné číslo modelu, ktorý je v súlade s regulačnými aspektami dizajnu. Regulačné číslo modelu je hlavný identifikátor výrobku v regulačnej dokumentácii a v protokole o skúške a nemožno ho zamieňať s obchodným názvom alebo číslom výrobku. Akýkoľvek výrobok s týmto regulačným číslom modelu, ktorý nie je označený značkou CE, nebude spĺňať všetky vyššie uvedené požiadavky a nesmie sa uviesť na trh EÚ.



Houston, TX  
19.05.2023

Bryan Vanalstyne, Regulačný manažér  
HPE Houston Product Compliance Center

**Kontakt výhradne pre regulačné záležitosti**

EU: HPE, Postfach 0001, 1122 Wien, Austria  
USA: Hewlett Packard Enterprise Company, 1701 East Mossy Oaks Road, Spring, Texas 77389, United States of America (U.S.), 1-844-806-3425

<http://www.hpe.com/eu/certificates>

**DODATOK I**  
**Regulačné číslo modelu: TPO-I005**

**Názov výrobku a/alebo model**

---

HPE DL360 G10P 8SFF U.3 Prem BKPLN Kit

---

HPE DL360 G10P DA Full NVMe Kit

---

HPE DL360 G10P 8SFF U.3 Basic BKPLN Kit

---

HPE DL360 G10P 8SFF U.2 Prem BKPLN Kit

---

HPE DL360 G10P 8SFF SAS/SATA BKPLN Kit

---

HPE DL365 G10+ 8SFF SAS/SATA BKPLN Kit

---

**Ime proizvajalca:** Hewlett Packard Enterprise Company  
**Naslov proizvajalca:** 1701 East Mossy Oaks Road, Spring, Texas 77389, USA

**Izjavlja z vso odgovornostjo da je izdelek:**

**Ime izdelka in/ali model:** Za več informacij glej ANEKS I  
**Odobritvena številka modela:** TPO-I005  
**Možnosti izdelka:** Vse

**ustreza sledečim specifikacijam izdelka ter predpisom:**

**Elektromagnetno Združljivostjo**

EN 55032:2015  
EN 55032:2015/A11:2020  
EN 55035:2017  
EN 55035:2017/A11:2020

**Omejevanje uporabe nekaterih nevarnih snovi**

EN IEC 63000:2018

Proizvod je skladen z zahtevami Direktiva 2014/30/EU v zvezi z elektromagnetno združljivostjo, Direktiva 2011/65/EU v trenutni različici o omejevanju uporabe nekaterih nevarnih snovi v električni in elektronski opremi, in temu primerno nosi oznako CE.

**Dodatne informacije**

Temu izdelku je dodeljena odobritvena številka modela, ki izhaja iz regulativnega stališča oblikovanja. Odobritvena številka modela je glavni identifikator izdelka v dokumentaciji predpisov in testnih poročilih, te številke ne gre zamešati z marketinškim imenom ali številkami izdelka. Vsak izdelek z to regulatno modelno številko, ki ne vsebuje CE oznako, verjetno ni v skladu z gor naštetimi zahtevami, ter kot tak morda ne bo dan na trg Evropske unije.



Houston, TX  
19.05.2023

Bryan Vanalstyne, Regulatorni vodja  
HPE Houston Product Compliance Center

**Stik – izključno za zadeve glede predpisov**

EU: HPE, Postfach 0001, 1122 Wien, Austria  
US: Hewlett Packard Enterprise Company, 1701 East Mossy Oaks Road, Spring, Texas 77389, United States of America (U.S.), 1-844-806-3425

<http://www.hpe.com/eu/certificates>

**ANEKS I**  
**Odobritvena številka modela: TPO-I005**

**Ime izdelka in/ali model**

---

HPE DL360 G10P 8SFF U.3 Prem BKPLN Kit

---

HPE DL360 G10P DA Full NVMe Kit

---

HPE DL360 G10P 8SFF U.3 Basic BKPLN Kit

---

HPE DL360 G10P 8SFF U.2 Prem BKPLN Kit

---

HPE DL360 G10P 8SFF SAS/SATA BKPLN Kit

---

HPE DL365 G10+ 8SFF SAS/SATA BKPLN Kit

---

**Tillverkarens namn:** Hewlett Packard Enterprise Company  
**Tillverkarens adress:** 1701 East Mossy Oaks Road, Spring, Texas 77389, USA

**deklarerar under eget ansvar att produkten:**

**Produktnamn och/eller modell:** Var god hänvisa BILAGA I  
**Föreskriftenligt modellnummer:** TPO-I005  
**Produktalternativ:** Alla

**överensstämmer med följande produktspecifikationer och föreskrifter:**

**Elektromagnetisk Kompatibilitet**

EN 55032:2015  
EN 55032:2015/A11:2020  
EN 55035:2017  
EN 55035:2017/A11:2020

**Begränsning av användning av vissa farliga ämnen**

EN IEC 63000:2018

Produkten överensstämmer med kraven i Direktiv 2014/30/EU lagstiftning om elektromagnetisk kompatibilitet, Direktiv 2011/65/EU i den nuvarande versionen om begränsning av användning av vissa farliga ämnen i elektrisk och elektronisk utrustning, och bär CE markeringen i enlighet därmed.

**Tilläggsinformation**

Den här produkten har tilldelats ett föreskriftenligt modellnummer som följer de föreskriftenliga aspekterna av konstruktionen. Det föreskriftenliga modellnumret är en identifikator för huvudprodukten i föreskriftenlig dokumentation och testrapporter, detta nummer skall inte blandas samman med marknadsföringsnamnet eller produktnumret. Alla produkter som har detta regleringsmodellnummer som inte har CE-märkning kommer inte att uppfylla alla krav som anges ovan och får inte släppas ut på EU-marknaden.



Houston, TX  
19.05.2023

Bryan Vanalstyne, Reglerande chef  
HPE Houston Product Compliance Center

**Kontakt, endast för föreskriftenliga ärenden**

EU: HPE, Postfach 0001, 1122 Wien, Austria  
US: Hewlett Packard Enterprise Company, 1701 East Mossy Oaks Road, Spring, Texas 77389, United States of America (U.S.), 1-844-806-3425

<http://www.hpe.com/eu/certificates>

**BILAGA I**  
**Föreskriftenligt modellnummer: TPO-I005**

**Produktnamn och/eller modell**

---

HPE DL360 G10P 8SFF U.3 Prem BKPLN Kit

---

HPE DL360 G10P DA Full NVMe Kit

---

HPE DL360 G10P 8SFF U.3 Basic BKPLN Kit

---

HPE DL360 G10P 8SFF U.2 Prem BKPLN Kit

---

HPE DL360 G10P 8SFF SAS/SATA BKPLN Kit

---

HPE DL365 G10+ 8SFF SAS/SATA BKPLN Kit

---





# **Synology NAS RS820+ / RS820RP+**

## **Hardware Installation Guide**

# Table of Contents

## Chapter 1: Before You Start

Package Contents.....	3
Synology RS820+ / RS820RP+ at a Glance.....	4
System Fans.....	5
Hardware Specification.....	6
Safety Instructions.....	7
Optional Accessories.....	8

## Chapter 2: Hardware Setup

Tools and Parts for Component Installation.....	10
Install Drives.....	10
Add a RAM Module on Synology NAS.....	12
Install PCIe Add-in Cards.....	14
Install and Remove Rail Kits.....	17
Start up Your Synology NAS.....	19
LED Indicator Table.....	20

## Chapter 3: System Maintenance

Replace Power Supply Unit (PSU).....	21
Initial Troubleshooting Guide.....	21

## Chapter 4: Install DSM on Synology NAS








Install DSM with Web Assistant.....	22
Learn More.....	22

# Before You Start

Thank you for purchasing this Synology product! Before setting up your new RS820+ / RS820RP+, please check the package contents to verify that you have received the items below. Also, make sure to read the safety instructions carefully to avoid harming yourself or damaging your Synology NAS.


**Note:** All images below are for illustrative purposes only, and may differ from the actual product.

## Package Contents

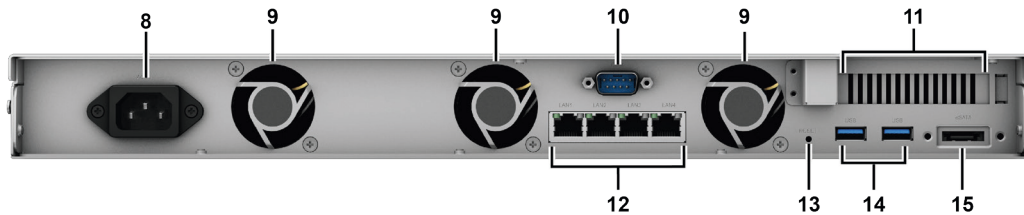
Main unit x 1			AC power cord <sup>1</sup>
			
			Rack mount kit x 2 
Screws for 3.5" drives x 20	Screws for 2.5" drives x 20	Rack mount kit screws x 8	Drive tray key x 2
			

<sup>1</sup> AC power cord: RS820+ x1; RS820RP+ x2

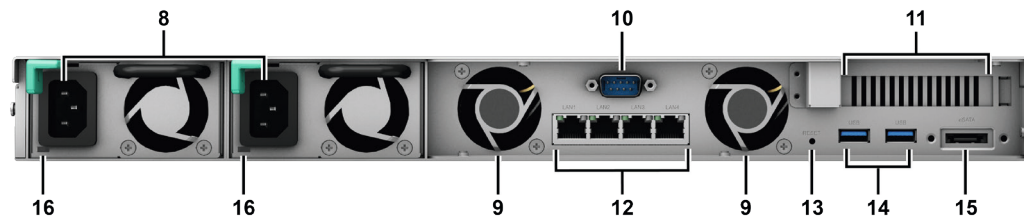
# Synology RS820+ / RS820RP+ at a Glance



RS820+



RS820RP+



No.	Article Name	Location	Description
1	Power Indicator	Front	Displays power status of the Synology NAS. For more information, see "LED Indicator Table".
2	Power Button		1. Press to power on the Synology NAS. 2. To power off the Synology NAS, press and hold until you hear a beep sound and the Power LED starts blinking.
3	Alert Indicator		Displays warnings regarding fan or temperature. For more information, see "LED Indicator Table".
4	Drive Status Indicator		Displays the status of drives. For more information, see "LED Indicator Table".
5	Beep Off Button		Press to deactivate the beeping sound that is emitted when a malfunction occurs.
6	Status Indicator		Displays the status of the system. For more information, see "LED Indicator Table".
7	Drive Tray		Install drives here.
8	Power Port	Back	Connect power cords here to supply power to your Synology NAS.
9	System Fan		Disposes of excess heat and cools the system.
10	Console Port		For manufacturing use only.
11	PCI Express Expansion Slot		Supports additional PCIe network interface cards or M.2 SSD adapter cards.
12	LAN Port		Connect network cables here.
13	Reset Button		1. Press and hold until you hear a beep sound to restore the default IP address, DNS server, and password for the <b>admin</b> account. <sup>1</sup> 2. Press and hold until you hear a beep sound, then press and hold again until you hear three beep sounds to return the Synology NAS to "Not Installed" status so that DiskStation Manager (DSM) can be reinstalled.
14	USB 3.0 Port		Connect external drives, USB printers, or other USB devices to the Synology NAS here.
15	eSATA Port		Connect external SATA drive or Synology Expansion Unit <sup>2</sup> to the Synology NAS.
16	Redundant Power LED		Displays the status of redundant powers supplies, alerting the user of power supply or fan failure.

<sup>1</sup> You can keep the current admin password unchanged by ticking the "Keep current admin password unchanged" checkbox in DSM Control Panel > Update & Restore > Reset.

<sup>2</sup> For more information about Synology Expansion Unit supported by your Synology NAS, please visit [www.synology.com](http://www.synology.com).

## System Fans

If any fan failure occurs, please refer to the images below to locate the failed fan(s) indicated in DSM. The fans are numbered as below:

### RS820+



### RS820RP+



To replace the failed fan(s), please contact Synology Technical Support at [www.synology.com/support](http://www.synology.com/support) for technical assistance.







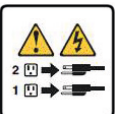

## Hardware Specification

Item	RS820+ / RS820RP+
Compatible Drive Type	3.5" / 2.5" SATA x 4
Maximum Raw Capacity	56TB (4 x 14TB HDD)
External Device Port	<ul style="list-style-type: none"> <li>• USB 3.0 x 2</li> <li>• eSATA x 1</li> </ul>
LAN Port	Gigabit x 4
PCIe Slot	PCIe 3.0 x8 slot at x4 mode
Size (H x W x D) (mm)	<ul style="list-style-type: none"> <li>• RS820+: 44 x 430.5 x 457.6 (Not including rack mount kits) / 44 x 480 x 492.6 (Including rack mount kits)</li> <li>• RS820RP+: 44 x 430.5 x 483.6 (Not including rack mount kits) / 44 x 480 x 518.6 (Including rack mount kits)</li> </ul>
Weight (kg)	<ul style="list-style-type: none"> <li>• RS820+: 6.4</li> <li>• RS820RP+: 7.96</li> </ul>
Supported Client	<ul style="list-style-type: none"> <li>• Windows 7 onward</li> <li>• Mac OS X 10.10 onward</li> </ul>
File System	<ul style="list-style-type: none"> <li>• Internal: Btrfs, ext4</li> <li>• External: Btrfs, ext4, ext3, FAT, NTFS, HFS+, exFAT<sup>1</sup></li> </ul>
Supported RAID Type	<ul style="list-style-type: none"> <li>• Basic • JBOD • RAID 0 • RAID 1</li> <li>• RAID 5 • RAID 6 • RAID 10</li> <li>• Synology Hybrid RAID (Up to 2-Disk Fault Tolerance)</li> </ul>
Agency Certification	<ul style="list-style-type: none"> <li>• FCC Class A • CE Class A • BSMI Class A</li> <li>• CCC • VCCI • EAC • RCM</li> </ul>
HDD Hibernation	Yes
Scheduled Power On/Off	Yes
Wake on LAN	Yes
Language Localization	<ul style="list-style-type: none"> <li>• English • Deutsch • Français • Italiano • Español • Dansk • Norsk • Svensk</li> <li>• Nederlands • Русский • Polski • Magyar • Português do Brasil • Português Europeu</li> <li>• Türkçe • Český • 日本語 • 한국어 • ไทย • 繁體中文 • 简体中文</li> </ul>
Environment Requirement	<ul style="list-style-type: none"> <li>• Line voltage: 100V to 240V AC</li> <li>• Frequency: 50 to 60Hz</li> <li>• Operating Temperature: 32 to 95°F (0 to 35°C)</li> <li>• Storage Temperature: -5 to 140°F (-20 to 60°C)</li> <li>• Relative Humidity: 5% to 95% RH</li> </ul>

**Note:** Model specifications are subject to change without notice. Please refer to [www.synology.com](http://www.synology.com) for the latest information.

<sup>1</sup> Support for exFAT can be enabled by purchasing and downloading exFAT Access in Package Center.



## Safety Instructions

	<p>Keep away from direct sunlight and away from chemicals. Make sure the environment does not experience abrupt changes in temperature or humidity.</p>
	<p>Place the product right side up at all times.</p>
	<p>Do not place near any liquids.</p>
	<p>Before cleaning, unplug the power cord. Wipe with damp paper towels. Do not use chemical or aerosol cleaners.</p>
	<p>To prevent the unit from falling over, do not place on carts or any unstable surfaces.</p>
	<p>The power cord must plug in to the correct supply voltage. Make sure that the supplied AC voltage is correct and stable.</p>
	<p>To remove all electrical current from the device, ensure that all power cords are disconnected from the power source.</p>
	<p>Risk of explosion if battery is replaced with an incorrect type. Dispose of used batteries appropriately.</p>





## Optional Accessories

With Synology accessories, you can customize your Synology NAS to fit different business environments without worrying about compatibility and stability. Visit [www.synology.com/compatibility](http://www.synology.com/compatibility) for more information.

- **Memory Module**

Model Name	Picture	Description
D4NESO-2666-4G		DDR4-2666 non-ECC unbuffered SO-DIMM 260pin 1.2V
D4ECSO-2666-16G		DDR4-2666 ECC unbuffered SO-DIMM 260pin 1.2V

- **PCIe Add-in Card**



Model Name	Picture	Description
E10G18-T2		Dual-port, 10GbE RJ-45 Network Interface Card
E10G18-T1		Single-port, 10GbE RJ-45 Network Interface Card
E10G17-F2		Dual-port, 10GbE SFP+ Network Interface Card
M2D18		Dual M.2 NVMe/SATA SSD Adapter Card






- **Expansion Unit**

Model Name	Picture	Description
RX418		4-bay 1U rackmount expansion unit for 1U Synology NAS

- **Rail Kit**

Model Name	Picture	Description
RKS1317		Sliding rail solutions
RKM114		Fixed rail solutions

- **Spare Part**

Model Name	Picture	Description
Disk Tray (Type R8)	" data-bbox="404 371 482 408"/>	3.5"/>" data-bbox="404 371 482 408"/>
FAN 40*40*20_2		System Fan
PSU 150W-RP Module_2		Redundant PSU Module 150W
PSU 150W_2		PSU 150W Open Frame

# Hardware Setup

## Tools and Parts for Component Installation

Please prepare the tools and parts below before setting up your Synology NAS:

- A Screwdriver
- At least one 3.5" or 2.5" SATA drive (please visit [www.synology.com/compatibility](http://www.synology.com/compatibility) for compatible drive models).

**Warning:** If you install a drive that contains data, the system will format the drive and erase all existing data. Please back up any important data before installation.

- Rail mounting kit (please see the **Optional Accessories** section to find out the suitable rail kit for cabinet installation)

**Warning:** We suggest mounting your Synology NAS on a cabinet before installing any drives since the heavy weight will increase the installation difficulty.

## Install Drives


Please follow the steps below for drive installation:

- 1 Pull the drive tray handle in the direction as indicated below to remove the drive tray.




- 2 Install drives:

- **For 3.5" drives:** Place the drive in the drive tray. Turn the tray upside down and tighten screws into the four spots indicated below to secure the drive.



- **For 2.5" drives:** Place the drive in the drive tray. Turn the tray upside down and tighten screws into the four spots indicated below to secure the drive.



- 3 Insert the loaded drive tray into the empty drive bay.



**Note:** Make sure the tray is pushed in all the way. Otherwise, the drive might not be able to function properly.

- 4 Push the handle inward to secure the drive tray.
- 5 Push the switch on the drive tray handle to the left to lock the drive tray.



- 6 Repeat the steps above to assemble the other drives you have prepared.
- 7 Drives are numbered as shown below.



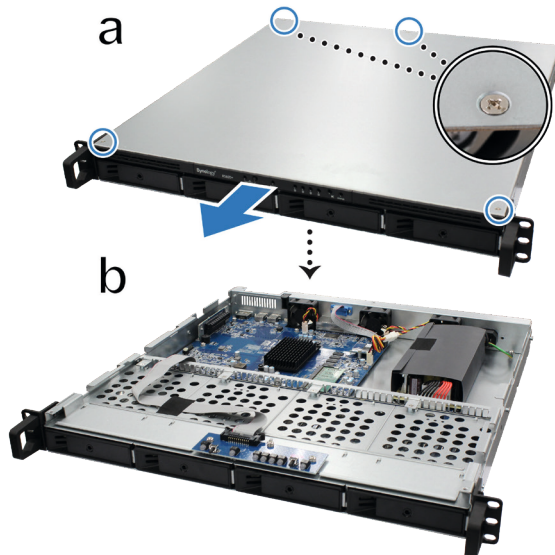
**Note:** We suggest installing drives of the same size to optimize drive capacity usage when creating RAID volumes.

## Add a RAM Module on Synology NAS

The optional Synology RAM module is designed for Synology NAS memory expansion. Follow the steps below to install, check, or remove a RAM module on your RS820+ / RS820RP+.


### To install the RAM module:

- 1 Shut down your RS820+ / RS820RP+. Disconnect all connected cables to prevent any possible damage.
- 2 Remove the top cover:



- a Loosen the four screws on the top cover of the RS820+ / RS820RP+ with a screwdriver. Respective screw position is indicated above.
- b Push forward the top cover to the front-end of your RS820+ / RS820RP+, as indicated above.

**Note:** When you remove the top cover, you expose sensitive internal components. Avoid touching anything other than the memory assembly when you remove or add memory.

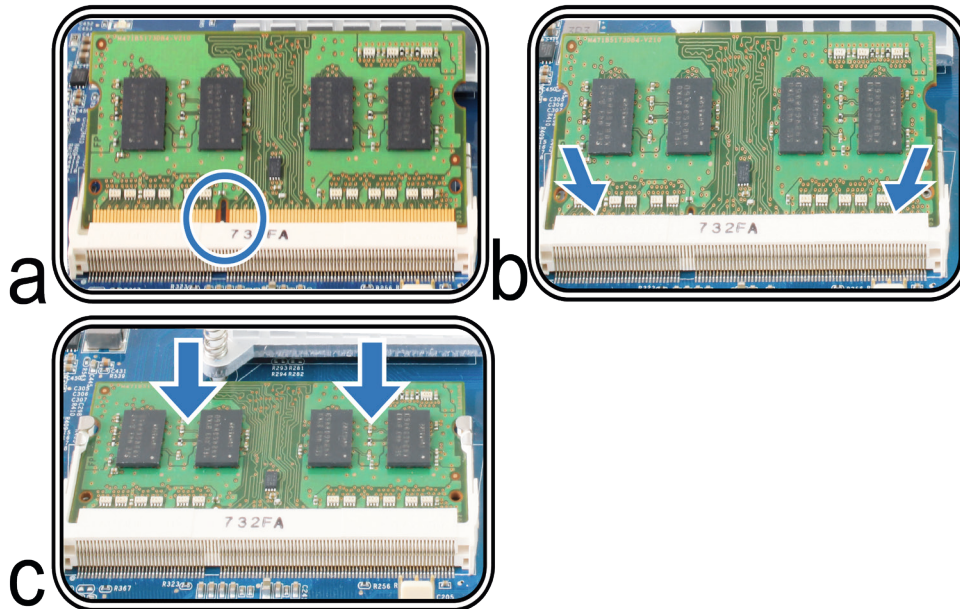


**Important:** RS820+ / RS820RP+ does not support ECC, regardless the expand memory being ECC or non-ECC.

### Note:


1. When memory capacity is changed, the device will perform a memory check upon the next start up. This will prolong the start up time by up to ten minutes. This behavior is normal and will only occur once.
2. Synology will not provide complete product warranty or technical support if non-Synology RAM modules are used for memory upgrade.

- 3 Insert the new memory module in the slot:
  - a Align the notch on the gold edge of the module with the notch in the memory slot.
  - b Tilt the card and push the memory into the slot. Make sure the module is pushed in all the way.
  - c Use two fingers to apply firm, even pressure and push the memory module downward. You should hear a click when the memory is inserted correctly.



**Important:** Hold the memory module by its edges, and do not touch the golden connectors.

- 4 Return the top cover into the RS820+ / RS820RP+:
  - a Align the round dots at the side of top cover with the slots on the chassis' edge, and push the top cover back into position.



- b Fasten the four screws you removed in step 2.


**To make sure RS820+ / RS820RP+ recognizes the new memory capacity:**

- 1 Install DiskStation Manager (DSM). (See the next chapter for more information.)
- 2 Log in to DSM as **admin** or a user belonging to the **administrators** group.
- 3 Check **Total Physical Memory** in **Control Panel > Info Center**.

If your RS820+ / RS820RP+ does not recognize the memory or does not start up successfully, confirm that the memory is installed correctly.

### To remove the RAM Module:

- 4 Follow step 1 and 2 of the **Add a RAM Module on Synology NAS** section to shut down your RS820+ / RS820RP+, disconnect the cables, and then remove the top cover.
- 5 Disengage the memory retaining clips by pushing them outwards, and the module will pop out of the slot.
- 6 Follow step 4 of the **Return the top cover into the RS820+ / RS820RP+** section to put back the top cover.

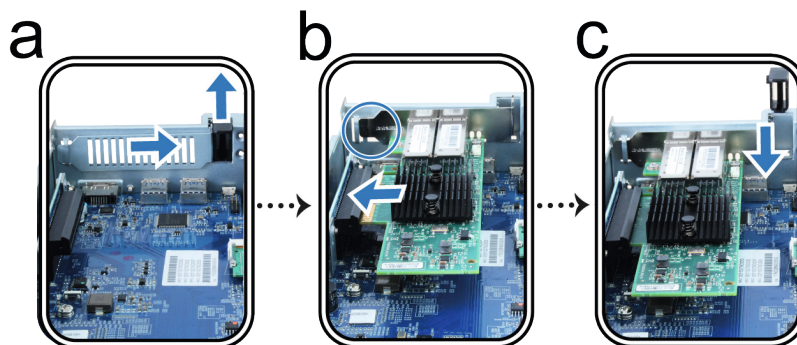


## Install PCIe Add-in Cards

RS820+ / RS820RP+ provides one PCIe slots for optional add-in card expansion, allowing network interface cards or M.2 SSD adapter cards to be installed.

### To install the network interface cards:

- 1 Shut down your RS820+ / RS820RP+. Disconnect all cables connected to your RS820+ / RS820RP+ to prevent any possible damages.
- 2 Open the RS820+ / RS820RP+ by following step 2 of the **To install the RAM module** section.
- 3 Install the network interface card.
  - a Lift the black latch from the expansion slot cover. Remove the cover from the expansion slot.
  - b Align the gold connectors of the network interface card to the expansion slot, and insert the card firmly into the slot.
  - c Put the black latch back to the expansion slot to fasten the network interface card.



**Note:** Make sure the connector is fully inserted. Otherwise, the network interface card might not be able to function properly.

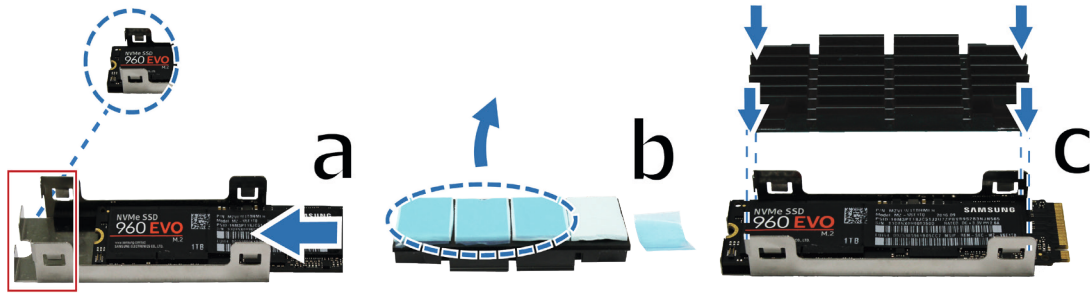
- 4 Put back the top cover by following step 4 of **Add a RAM Module on Synology NAS**.

### To install M.2 SSD Adapter Card - M2D18:

Before installing a M.2 SSD adapter card into your RS820+ / RS820RP+, you should assemble the M.2 SSDs into the adapter's bracket along with the heatsink for better heat dispatching.

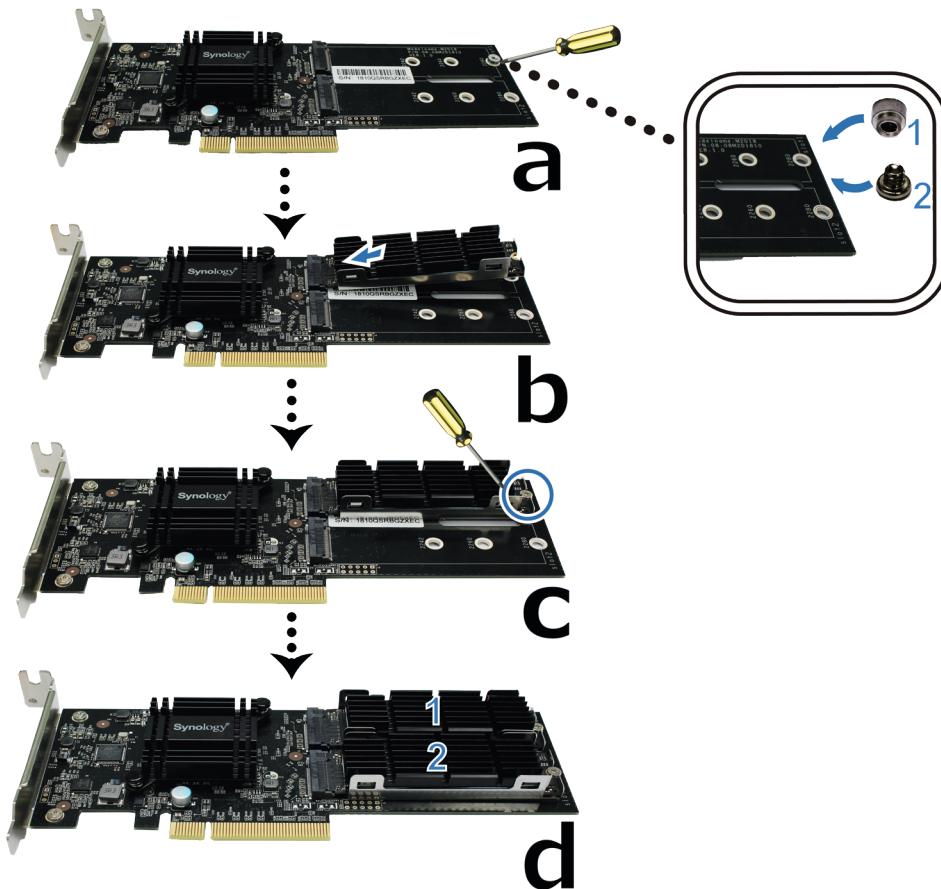
#### 1 Assemble M.2 SSD:

- a Push the SSD all the way into the fixed bracket until it is firmly seated.
- b Remove the release papers from the thermal pad of the heatsink.
- c Align the heatsink with the clips of the bracket and press the four corners down. Please make sure the heatsink is firmly attached to the clips to ensure the smooth running of the SSD.



#### 2 Add M.2 SSD to M2D18 adapter card:

- a Place a nut (1) and fasten a screw (2) to secure it.
- b Insert M.2 SSD into the slot. Make sure the card is fully inserted.
- c Tighten the SSD with a screw.
- d Repeat previous two steps if installing another optional SSD is needed. Slot numbers are shown as below.




3 Install the M2D18 adapter card:

Follow the steps of **To install the network interface cards.**

4 To disassemble the heatsink module:

- a Pull the metal clips of a shielding bracket outwards while pushing the heatsink upwards.
- b Rotate the bracket and repeat the step above to free the heatsink.
- c Slide out the detached heatsink and SSD.
- d Gently lift the heatsink to detach it from the SSD.






## Install and Remove Rail Kits

---


Here we use RKS1317 as an example to illustrate how to install or remove the rail kits. For more information about the rail kit installation, please refer to the Quick Installation Guide that comes with the rail kit.

### To install the rail kit:


- 1 To install the rail kit to the rack
  - a Attach the rear end of the rail kit assembly to the rack.
  - b Slide the front latch outwards and insert the brackets into the rack holes.



- 2 Extend and pull out the inner rail from the assembly.



- 3 Align the fixing holes of the inner rail to the side of the chassis and slide backward to attach the inner rail.



- 4 With the help of another person, carefully align the inner rail to the outer rail assembly.



- 5 Push the chassis towards the rack. Use the cage nuts and screws in the rail kit package to secure the chassis to the rack if necessary.



### To remove the rail kit:

- 1 To remove the chassis from the rack, hold the rail kit release tabs on the ear holders and pull out the chassis from the rack.



- 2 With the help of another person, carefully remove the chassis from the rack. Then, slide forwards to remove the inner rail from the chassis.

## Start up Your Synology NAS

---

### To start up your RS820+ / RS820RP+:

- 1 Connect one end of each power cord to the power ports located on the back of the RS820+ / RS820RP+ and the other end to a power outlet.
- 2 Connect at least one LAN cable to one of the LAN ports and the other end to your switch, router, or hub.



- 3 Press the power button to turn on the RS820+ / RS820RP+.



Congratulations! Your Synology NAS is now online and detectable from a network computer.

## LED Indicator Table

LED Indicator	Color	Status	Description
Power	Green	Static	Powered on
		Blinking	Booting up / Shutting down
	Off		Powered off
STATUS	Green	Static	Volume normal
	Orange	Blinking	Volume degraded / Volume crashed
			Volume not created
			DSM not installed
Off		HDD hibernation	
ALERT	Orange	Blinking	Fan failure / Over temperature
	Off		System normal
Drive Status 1-4	Green	Static	Drive ready and idle
		Blinking	Accessing drive
	Orange	Static	Drive error <sup>1</sup>
	Off		No internal drive
Rear LAN (on right side of jack)	Green	Static	1 Gbps connected
	Orange	Static	100 Mbps connected
	Off		10 Mbps connected / No network
Rear LAN (on left side of jack)	Green	Static	Network connected
		Blinking	Network active
	Off		No network
Redundant Power	Green	Static	Power supply is ready
	Off		No power supply

**Note:** This table is applicable to Synology NAS running DSM 6.2.3 and earlier. For DSM 6.2.4 and above, please refer to [this article](#) for the latest information.

<sup>1</sup> Please try to restart your Synology NAS or re-insert the drive(s), and then run the HDD/SSD manufacturer's diagnostic tool to check the health status of the drive(s). If you can log into DSM, please run the built-in S.M.A.R.T. test to scan the drive(s). If the problem remains unresolved, please contact Synology Technical Support for help.

# System Maintenance

## Replace Power Supply Unit (PSU)

If a PSU or its fan malfunctions, please see the instructions below to replace the malfunctioning PSU.

- 1 Unplug the power cord from the PSU to be replaced.

**Note:** By pressing the **Beep Off** button, you can silence the long beeping sound when you hear it.

- 2 Push the lever of the PSU at the back panel in the indicated direction.
- 3 Pull out the PSU from your RS820RP+.



- 4 Prepare a new PSU, and push it back to the slot until you hear a click.

## Initial Troubleshooting Guide

We have selected several helpful articles on frequently asked questions to help you do initial troubleshooting on your Synology NAS. To view the articles, please click on the links provided below:

- General
  - [What can I do to troubleshoot NAS connection problems?](#)
  - [What is the width of my Synology NAS server?](#)
- Hard Disk Drive
  - [How to choose the right HDD for my Synology NAS](#)
  - [How to diagnose drives' health status when receiving bad sector warning](#)
  - [How to fix hard drive failure and retrieve the data from your hard drives](#)
- Memory
  - [Are there any requirements for installing or expanding system memory capacity?](#)
  - [How can I run a memory test on my Synology NAS?](#)
  - [Why is there a startup delay after a memory upgrade?](#)
- LED
  - [How do I recognize a hibernating Synology NAS via the LED indicators?](#)
  - [What can I do if the STATUS LED keeps flashing in orange?](#)
  - [Why am I unable to install my Synology NAS and why is the Power LED indicator flashing constantly?](#)
  - [Why are the LED indicators on the LAN ports of my Synology NAS not working?](#)
- Fan
  - [What type of fan speed modes are available on my Synology NAS?](#)

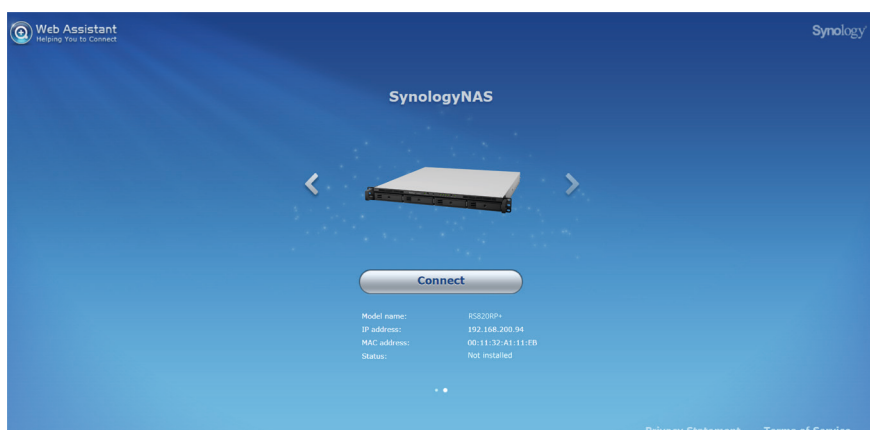
# Install DSM on Synology NAS

After hardware setup is finished, please install DiskStation Manager (DSM) – Synology’s browser-based operating system – on your RS820+ / RS820RP+.

## Install DSM with Web Assistant

Your RS820+ / RS820RP+ comes with a built-in tool called **Web Assistant** that helps you download the latest version of DSM from the Internet and install it on your RS820+ / RS820RP+. To use Web Assistant, please follow the steps below.

- 1 Power on your RS820+ / RS820RP+.
- 2 Open a web browser on a computer connected to the same network as the RS820+ / RS820RP+.
- 3 Enter either of the following into the address bar of your browser:
  - a [find.synology.com](http://find.synology.com)
  - b `synologynas:5000`
- 4 Web Assistant will be launched in your web browser. It will search for and find the Synology NAS within the local network. The status of the RS820+ / RS820RP+ should be **Not Installed**.



- 5 Click **Connect** to start the setup process and follow the onscreen instructions.

**Note:**

1. The Synology NAS must be connected to the Internet to install DSM with Web Assistant.
2. Suggested browsers: Chrome, Firefox.
3. Both the Synology NAS and the computer must be in the same local network.

- 6 If you accidentally leave the installation process before it is finished, log in to the DSM as **admin** (default administrative account name) with the password left blank.

## Learn More

Congratulations! Your RS820+ / RS820RP+ is now ready for action. For more information or online resources about your RS820+ / RS820RP+, please visit [www.synology.com](http://www.synology.com).

## SYNOLOGY, INC. END USER LICENSE AGREEMENT

IMPORTANT—READ CAREFULLY: THIS END USER LICENSE AGREEMENT ("EULA") IS A LEGAL AGREEMENT BETWEEN YOU (EITHER AN INDIVIDUAL OR A LEGAL ENTITY) AND SYNOLOGY, INC. ("SYNOLOGY") FOR THE SYNOLOGY SOFTWARE INSTALLED ONTO THE SYNOLOGY PRODUCT PURCHASED BY YOU (THE "PRODUCT"), OR LEGALLY DOWNLOADED FROM [WWW.SYNOLOGY.COM](http://WWW.SYNOLOGY.COM), OR ANY OTHER CHANNEL PROVIDED BY SYNOLOGY ("SOFTWARE").

YOU AGREE TO BE BOUND BY THE TERMS OF THIS EULA BY USING THE PRODUCTS CONTAINING THE SOFTWARE, INSTALLING THE SOFTWARE ONTO THE PRODUCTS OR DEVICE CONNECTED TO THE PRODUCTS. IF YOU DO NOT AGREE TO THE TERMS OF THIS EULA, DO NOT USE THE PRODUCTS CONTAINING THE SOFTWARE OR DOWNLOAD THE SOFTWARE FROM [WWW.SYNOLOGY.COM](http://WWW.SYNOLOGY.COM), OR ANY OTHER CHANNEL PROVIDED BY SYNOLOGY. INSTEAD, YOU MAY RETURN THE PRODUCT TO THE RESELLER WHERE YOU PURCHASED IT FOR A REFUND IN ACCORDANCE WITH THE RESELLER'S APPLICABLE RETURN POLICY.

Section 1. Limited Software License. Subject to the terms and conditions of this EULA, Synology grants you a limited, non-exclusive, non-transferable, personal license to install, run and use one copy of the Software loaded on the Product or on your device connected to the Product solely relating to your authorized use of the Product.

Section 2. Documentation. You may make and use a reasonable number of copies of any documentation provided with the Software; provided that such copies will only be used for internal business purposes and are not to be republished or redistributed (either in hard copy or electronic form) to any third party.

Section 3. Backup. You may make a reasonable number of copies of the Software for backup and archival purposes only.

Section 4. Updates. Any software provided to you by Synology or made available on the Synology website at [www.synology.com](http://www.synology.com) ("Website") or any other channel provided by Synology that updates or supplements the original Software is governed by this EULA unless separate license terms are provided with such updates or supplements, in which case, such separate terms will govern.

Section 5. License Limitations. The license set forth in Sections 1, 2 and 3 applies only to the extent that you have ordered and paid for the Product and states the entirety of your rights with respect to the Software. Synology reserves all rights not expressly granted to you in this EULA. Without limiting the foregoing, you shall not authorize or permit any third party to: (a) use the Software for any purpose other than that in connection with the Product; (b) license, distribute, lease, rent, lend, transfer, assign or otherwise dispose of the Software; (c) reverse engineer, decompile, disassemble or attempt to discover the source code of or any trade secrets related to the Software, except and only to the extent that such conduct is expressly permitted by applicable law notwithstanding this limitation; (d) adapt, modify, alter, translate or create any derivative works of the Software; (e) remove, alter or obscure any copyright notice or other proprietary rights notice on the Software or Product; or (f) circumvent or attempt to circumvent any methods employed by Synology to control access to the components, features or functions of the Product or Software. Subject to the limitations specified in this Section 5, you are not prohibited from providing any services hosted by Synology NAS server to any third party for commercial purpose.

Section 6. Open Source. The Software may contain components licensed to Synology under the GNU General Public License ("GPL Components"), currently available at <http://www.gnu.org/licenses/gpl.html>. The terms of the GPL will control solely with respect to the GPL Components to the extent that this EULA conflicts with the requirements of the GPL with respect to your use of the GPL Components, and, in such event, you agree to be bound by the GPL with respect to your use of such components.

Section 7. Audit. Synology will have the right to audit your compliance with the terms of this EULA. You agree to grant Synology a right to access to your facilities, equipment, books, records and documents and to otherwise reasonably cooperate with Synology in order to facilitate any such audit by Synology or its agent authorized by Synology.

Section 8. Ownership. The Software is a valuable property of Synology and its licensors, protected by copyright and other intellectual property laws and treaties. Synology or its licensors own all rights, titles and interests in and to the Software, including but not limited to copyright and any other intellectual property rights.

Section 9. Limited Warranty. Synology provides a limited warranty that the Software will substantially conform to Synology's published specifications for the Software, if any, or otherwise set forth on the Website, for a period required by your local law. Synology will use commercially reasonable efforts to, in Synology's sole discretion, either correct any such nonconformity in the Software or replace any Software that fails to comply with the foregoing warranty, provided that you give Synology written notice of such noncompliance within the warranty period. The foregoing warranty does not apply to any noncompliance resulting from any: (w) use, reproduction, distribution or disclosure not in accordance with this EULA; (x) any customization, modification or other alteration of the Software by anyone other than Synology; (y) combination of the Software with any product, services or other items provided by anyone other than Synology; or (z) your failure to comply with this EULA.

Section 10. Support. During the period specified in the Section 9, Synology will make available to you the support services. Following the expiration of the applicable period, support for Software may be available from Synology upon written

request.

Section 11. Disclaimer of Warranties. EXCEPT AS EXPRESSLY SET FORTH ABOVE, THE SOFTWARE IS PROVIDED "AS IS" AND WITH ALL FAULTS. SYNOLOGY AND ITS SUPPLIERS HEREBY DISCLAIM ALL OTHER WARRANTIES, EXPRESS, IMPLIED OR STATUTORY, ARISING BY LAW OR OTHERWISE, INCLUDING BUT NOT LIMITED TO ANY IMPLIED WARRANTIES OF MERCHANTABILITY, FITNESS FOR A PARTICULAR PURPOSE OR USE, TITLE AND NONINFRINGEMENT, WITH REGARD TO THE SOFTWARE. WITHOUT LIMITING THE FOREGOING, SYNOLOGY DOES NOT WARRANT THAT THE SOFTWARE WILL BE FREE OF BUGS, ERRORS, VIRUSES OR OTHER DEFECTS.

Section 12. Disclaimer of Certain Damages. IN NO EVENT WILL SYNOLOGY OR ITS LICENSORS BE LIABLE FOR ANY INCIDENTAL, INDIRECT, SPECIAL, PUNITIVE, CONSEQUENTIAL OR SIMILAR DAMAGES OR LIABILITIES WHATSOEVER (INCLUDING, BUT NOT LIMITED TO LOSS OF DATA, INFORMATION, REVENUE, PROFIT OR BUSINESS) ARISING OUT OF OR RELATING TO THE USE OF OR INABILITY TO USE THE SOFTWARE OR OTHERWISE UNDER OR IN CONNECTION WITH THIS EULA OR THE SOFTWARE, WHETHER BASED ON CONTRACT, TORT (INCLUDING NEGLIGENCE), STRICT LIABILITY OR OTHER THEORY EVEN IF SYNOLOGY HAS BEEN ADVISED OF THE POSSIBILITY OF SUCH DAMAGES.

Section 13. Limitation of Liability. SYNOLOGY'S AND ITS SUPPLIERS' LIABILITY ARISING OUT OF OR RELATING TO THE USE OF OR INABILITY TO USE THE SOFTWARE OR OTHERWISE UNDER OR IN CONNECTION WITH THIS EULA OR THE SOFTWARE IS LIMITED TO THE AMOUNT ACTUALLY PAID BY YOU FOR THE PRODUCT REGARDLESS OF THE AMOUNT OF DAMAGES YOU MAY INCUR AND WHETHER BASED ON CONTRACT, TORT (INCLUDING NEGLIGENCE), STRICT LIABILITY OR OTHER THEORY. The foregoing disclaimer of warranties, disclaimer of certain damages and limitation of liability will apply to the maximum extent permitted by applicable law. The laws of some states/jurisdictions do not allow the exclusion of implied warranties or the exclusion or limitation of certain damages. To the extent that those laws apply to this EULA, the exclusions and limitations set forth above may not apply to you.

Section 14. Export Restrictions. You acknowledge that the Software is subject to U.S. export restrictions. You agree to comply with all applicable laws and regulations that apply to the Software, including without limitation the U.S. Export Administration Regulations.

Section 15. Termination. Without prejudice to any other rights, Synology may terminate this EULA if you do not abide by the terms and conditions contained herein. In such event, you must cease use of the Software and destroy all copies of the Software and all of its component parts.

Section 16. Assignment. You may not transfer or assign your rights under this EULA to any third party, except for that pre-installed in the Products. Any such transfer or assignment in violation of the foregoing restriction will be void.

Section 17. Applicable Law. Unless expressly prohibited by local law, this EULA is governed by and construed in accordance with the laws of the country, in accordance with which Synology Inc. was organized without regard to any conflict of law principles to the contrary.

Section 18. Dispute Resolution. Any dispute, controversy or claim arising out of or relating to this EULA will be resolved exclusively and finally by arbitration conducted by three neutral arbitrators in accordance with the procedures of the Arbitration Law and related enforcement rules of the country in which Synology Inc. was organized. In such cases, the arbitration will be limited solely to the dispute between you and Synology. The arbitration, or any portion of it, will not be consolidated with any other arbitration and will not be conducted on a class-wide or class action basis. The arbitration shall take place in Taipei and the arbitration proceedings shall be conducted in English or, if both parties so agree, in Mandarin Chinese. The arbitration award shall be final and binding on the parties and may be enforced in any court having jurisdiction. You understand that, in the absence of this provision, you would have had a right to litigate any such dispute, controversy or claim in a court, including the right to litigate claims on a class-wide or class-action basis, and you expressly and knowingly waive those rights and agree to resolve any disputes through binding arbitration in accordance with the provisions of this Section 18. Nothing in this Section shall be deemed to prohibit or restrict Synology from seeking injunctive relief or seeking such other rights and remedies as it may have at law or equity for any actual or threatened breach of any provision of this EULA relating to Synology's intellectual property rights.

Section 19. Attorneys' Fees. In any arbitration, mediation, or other legal action or proceeding to enforce rights or remedies under this EULA, the prevailing party will be entitled to recover, in addition to any other relief to which it may be entitled, costs and reasonable attorneys' fees.

Section 20. Severability. If any provision of this EULA is held by a court of competent jurisdiction to be invalid, illegal, or unenforceable, the remainder of this EULA will remain in full force and effect.

Section 21. Entire Agreement. This EULA sets forth the entire agreement of Synology and you with respect to the Software and the subject matter hereof and supersedes all prior and contemporaneous understandings and agreements whether written or oral. No amendment, modification or waiver of any of the provisions of this EULA will be valid unless set forth in a written instrument signed by the party to be bound thereby.



## SYNOLOGY, INC. LIMITED PRODUCT WARRANTY

THIS LIMITED WARRANTY ("WARRANTY") APPLIES TO THE PRODUCTS (AS DEFINED BELOW) OF SYNOLOGY, INC. AND ITS AFFILIATES, INCLUDING SYNOLOGY AMERICA CORP, (COLLECTIVELY, "SYNOLOGY"). YOU ACCEPT AND AGREE TO BE BOUND BY THE TERMS OF THIS WARRANTY BY OPENING THE PACKAGE CONTAINING AND/OR USING THE PRODUCT. PLEASE BE ADVISED THAT THIS LIMITED WARRANTY DOES NOT APPLY TO THE SOFTWARE CONTAINED IN THE PRODUCTS WHICH SHALL BE SUBJECT TO ITS END USER LICENSE AGREEMENT, AND THAT SYNOLOGY RESERVES THE RIGHT TO MAKE ADJUSTMENTS AND/OR MODIFICATION TO THIS PRODUCT WARRANTY FROM TIME TO TIME WITHOUT PROVIDING PRIOR NOTICE TO YOU. IF YOU DO NOT AGREE TO THE TERMS OF THIS WARRANTY, DO NOT USE THE PRODUCT. INSTEAD, YOU MAY RETURN THE PRODUCT TO THE RESELLER WHERE YOU PURCHASED IT FOR A REFUND IN ACCORDANCE WITH THE RESELLER'S APPLICABLE RETURN POLICY. PLEASE NOTE THAT SYNOLOGY'S WARRANTY SUPPORTS ARE NOT AVAILABLE IN EVERY COUNTRY, AND THAT SYNOLOGY MAY REFUSE TO PROVIDE THIS LIMITED WARRANTY SUPPORTS TO YOU IF YOU REQUEST SUCH SUPPORTS NOT AT THE COUNTRY AT WHICH THE PRODUCT WAS ORIGINALLY PURCHASED. THE COUNTRY AT WHICH THE PRODUCT WAS ORIGINALLY PURCHASED SHALL BE DETERMINED BASED ON THE SYNOLOGY'S INTERNAL RECORDS.

### Section 1. Products

(a) "Products" refer to New Products or Refurbished Products. (b) "New Product" means the Synology-branded hardware product and Synology-branded accessories contained in the original packaging Customer bought from an authorized Synology distributor or reseller. You may see our "New Product" at <https://www.synology.com/products/status>. (c) "Refurbished Product" means all Synology products which have been refurbished by Synology's affiliate or an authorized Synology distributor or reseller, not including those sold as "as is" or with "no warranty" by anyone. (d) Other definition: "Customer" means the original person or entity purchasing the Product from Synology or an authorized Synology distributor or reseller; "Online Store" means an online shop operated by Synology or Synology's affiliate; "Software" means the Synology proprietary software that accompanies the Product when purchased by Customer, is downloaded by Customer from the Web Site, or is pre-installed on the Product by Synology, and includes any firmware, associated media, images, animations, video, audio, text and applets incorporated into the software or Product and any updates or upgrades to such software.

### Section 2. Warranty Period

(a) "Warranty Period": The warranty period commences on the purchase date is shown on the purchase receipt or invoice to be presented by Customer and ending at the day after the end of the Warranty Period for each New Product. You may see the Warranty Period for each New Product at <https://www.synology.com/products/status>. For the Refurbished Product or repaired parts, it's the remainder of the warranty period of the product they are replacing, or ninety (90) days from the date the product was replaced or repaired, whichever is longer; except for those sold as "as is" or with "no warranty" by any stores. Without presenting such purchase receipt or invoice, the warranty period shall commence on the date of manufacture based on our internal record. (b) "Extended Warranty Period": For Customer purchasing EW201/ EW202 optional service for applicable Products specified in Section 1 (b), the Warranty Period specified in Section 2 (a) of the applicable Product registered with EW201/EW202 optional service will be extended by two years. You may see the applied model at [https://www.synology.com/products/Extended\\_Warranty](https://www.synology.com/products/Extended_Warranty).

### Section 3. Limited Warranty and Remedies

**3.1 Limited Warranty.** Subject to Section 3.2, Synology warrants to the Customer that each Product (a) will be free of material defects in workmanship and (b) under normal use will perform substantially in accordance with Synology's published specifications for the Product during the Warranty Period. Such limited warranty does not apply to the Software contained in the product or purchased by Customer which shall be subject to the accompanying end user license agreement provided with the Product. Synology provides no warranty to Refurbished Product sold as "as is" or with "no warranty". This Limited Warranty is NOT transferable and applies only to the customers who directly purchase products from Synology's affiliate, the resellers, and distributor that Synology authorized. The warranty set forth in Section 3 will terminate upon Customer's sale or transfer of the Product to a third party.

**3.2 Exclusions.** The foregoing warranties and warranty obligations do not apply to any Product that (a) has been installed or used in a manner not specified or described in the Product or its related documents (b) has been damaged by service (including upgrades and expansions) performed by anyone who is not a representative of Synology or any Synology Authorized Service Provider; (c) has been in any way misused, abused, or damaged; (d) has been used with items not provided by Synology other than the hardware or software for which the Product is designed; or (e) otherwise fails to conform to the Product specifications and such failure is attributable to causes not within or under Synology's control. (f) has been tie-in any non-Synology branded hardware products or any software, even if packaged or sold with Synology hardware. (g) Customer disassembles the Product except as authorized by Synology; (h) Customer fails to implement any correction, modification, enhancement, improvement or other update made available to Customer by Synology; or (i) Customer implements, installs or uses any correction, modification, enhancement, improvement or other update made available by any third party. (j) Any compatibility issues occurred when installing hardware products, software, or components not supported by Synology. (k) product damage caused by accident, fire, liquid contact, earthquake or other external cause. (l) cosmetic damage caused by normal wear and tear or otherwise due to the normal aging of the Product, including but not limited to scratches, dents and broken plastic on ports unless failure has occurred due to a defect in materials or workmanship; (m) serial number has been removed or defaced from Product, resulting in not able to identify.

**3.3 Warranty Support and Exclusive Remedy.** If Customer gives notice of noncompliance with any of the warranties set forth in Section 3.1 within the applicable Warranty Period in the manner set forth below, then, upon verification of the noncompliance by Synology, Synology will, at Synology's option: (a) use commercially reasonable efforts to repair the Product, (b) provide technical support, or (c) replace the noncomplying Product or part thereof upon return of the complete Product in accordance with Section 3.4. The foregoing sets forth Synology's entire liability and Customer's sole and exclusive remedy for any breach of warranty under Section 3.1 or any other defect or deficiency in the Product. Customer will reasonably assist Synology to diagnose and validate any nonconformity with the Product.

**3.4 Return.** Any Product return by Customer under Section 3.3 must be made in accordance with Synology's then-current return procedures with the purchase receipt or invoice. You may see more information about return procedure at [https://www.synology.com/knowledgebase/DSM/tutorial/Service\\_Application/How\\_to\\_make\\_warranty\\_claim\\_for\\_Synology\\_NAS](https://www.synology.com/knowledgebase/DSM/tutorial/Service_Application/How_to_make_warranty_claim_for_Synology_NAS), for warranty claims, Customer must return the complete Product to Synology in accordance with this Section 3.4. Any Product returned that has been disassembled (except under the direction of Synology) will be refused and returned to Customer at Customer's expense. Any Product must be returned in the same condition as it was received from Synology to the address designated by Synology, freight pre-paid, in packaging sufficient to protect the contents thereof. Customer is responsible for insurance and risk of loss with respect to returned items until they are properly received by Synology.

**3.5 Replacement by Synology.** If Synology elects to replace any Product under this Warranty set forth in Section 3.1, then Synology will ship a replacement Product at Synology's expense via the shipping method selected by Synology after receipt of the nonconforming Product returned in accordance with Section 3.4 and validation by Synology that the Product does not conform to the warranty. In some countries, Synology may at its own discretion apply the Synology Replacement Service to certain Products, through which Synology will ship a replacement Product to Customer before its receipt of the nonconforming Product returned by Customer ("Synology Replacement Service").

**3.6 Disclaimer of Warranties.** THE WARRANTIES, OBLIGATIONS, AND LIABILITIES OF SYNOLOGY AND THE REMEDIES OF CUSTOMER SET FORTH IN THIS WARRANTY ARE EXCLUSIVE AND IN SUBSTITUTION FOR, AND CUSTOMER HEREBY WAIVES, RELEASES AND DISCLAIMS, ALL OTHER WARRANTIES, OBLIGATIONS AND LIABILITIES OF SYNOLOGY AND ALL OTHER RIGHTS, CLAIMS AND REMEDIES OF CUSTOMER AGAINST SYNOLOGY, EXPRESS OR IMPLIED, ARISING BY LAW OR OTHERWISE, WITH RESPECT TO THE PRODUCT, ACCOMPANYING DOCUMENTATION OR SOFTWARE AND ANY OTHER GOODS OR SERVICES DELIVERED UNDER THIS WARRANTY, INCLUDING, BUT NOT LIMITED TO ANY: (A) IMPLIED WARRANTY OF MERCHANTABILITY OR FITNESS FOR A PARTICULAR PURPOSE OR USE; (B) IMPLIED WARRANTY ARISING FROM COURSE OF PERFORMANCE, COURSE OF DEALING, OR USAGE OF TRADE; (C) CLAIM OF INFRINGEMENT OR MISAPPROPRIATION; OR (D) CLAIM IN TORT (WHETHER BASED ON NEGLIGENCE, STRICT LIABILITY, PRODUCT LIABILITY OR OTHER THEORY). SYNOLOGY MAKES NO GUARANTEE AND SPECIFICALLY DISCLAIMS ANY WARRANTY THAT THE DATA OR INFORMATION STORED ON ANY SYNOLOGY PRODUCT WILL BE SECURE AND WITHOUT RISK OF DATA LOSS. SYNOLOGY RECOMMENDS THAT CUSTOMER TAKES APPROPRIATE MEASURES TO BACK UP THE DATA STORED ON THE PRODUCT. SOME STATES/JURISDICTIONS DO NOT ALLOW LIMITATIONS ON IMPLIED WARRANTIES, SO THE ABOVE LIMITATION MAY NOT APPLY TO CUSTOMER.

#### Section 4. Limitations of Liability

**4.1 Force Majeure.** Synology will not be liable for, or be considered to be in breach of or default under this Warranty on account of, any delay or failure to perform as required by this Warranty as a result of any cause or condition beyond its reasonable control (including, without limitation, any act or failure to act by Customer).

**4.2 Disclaimer of Certain Damages.** IN NO EVENT WILL SYNOLOGY OR ITS SUPPLIERS BE LIABLE FOR THE COST OF COVER OR FOR ANY INCIDENTAL, INDIRECT, SPECIAL, PUNITIVE, CONSEQUENTIAL OR SIMILAR DAMAGES OR LIABILITIES WHATSOEVER (INCLUDING, BUT NOT LIMITED TO LOSS OF DATA, INFORMATION, REVENUE, PROFIT OR BUSINESS) ARISING OUT OF OR RELATING TO THE USE OR INABILITY TO USE THE PRODUCT, ANY ACCOMPANYING DOCUMENTATION OR SOFTWARE AND ANY OTHER GOODS OR SERVICES PROVIDED UNDER THIS WARRANTY, WHETHER BASED ON CONTRACT, TORT (INCLUDING NEGLIGENCE), STRICT LIABILITY OR OTHER THEORY EVEN IF SYNOLOGY HAS BEEN ADVISED OF THE POSSIBILITY OF SUCH DAMAGES.

**4.3 Limitation of Liability.** SYNOLOGY'S AND ITS SUPPLIERS' LIABILITY ARISING OUT OF OR RELATING TO THE USE OR INABILITY TO USE THE PRODUCT, ANY ACCOMPANYING DOCUMENTATION OR SOFTWARE AND ANY OTHER GOODS OR SERVICES PROVIDED UNDER THIS WARRANTY IS LIMITED TO THE AMOUNT ACTUALLY PAID BY CUSTOMER FOR THE PRODUCT REGARDLESS OF THE AMOUNT OF DAMAGES CUSTOMER MAY INCUR AND WHETHER BASED ON CONTRACT, TORT (INCLUDING NEGLIGENCE), STRICT LIABILITY OR OTHER THEORY. The foregoing disclaimer of certain damages and limitation of liability will apply to the maximum extent permitted by applicable law. The laws of some states/jurisdictions do not allow exclusion or limitation of certain damages. To the extent that those laws apply to the Product, the exclusions and limitations set forth above may not apply to Customer.

#### Section 5. Miscellaneous

**5.1 Proprietary Rights.** The Product and any accompanying Software and documentation provided with the Product include proprietary and intellectual property rights of Synology and its third party suppliers and licensors. Synology retains and reserves all right, title, and interest in the intellectual property rights of the Product, and no title to or ownership of any intellectual property rights in or to the Product, any accompanying Software or documentation and any other goods provided under this Warranty is transferred to Customer under this Warranty. Customer will (a) comply with the terms and conditions of

the Synology end user license agreement accompanying any Software furnished by Synology or an authorized Synology distributor or reseller; and (b) not attempt to reverse engineer any Product or component thereof or accompanying Software or otherwise misappropriate, circumvent or violate any of Synology's intellectual property rights.

**5.2 Assignment.** Customer will not assign any of its rights under this Warranty directly, by operation of law or otherwise, without the prior written consent of Synology.

**5.3 No Additional Terms.** Except as expressly permitted by this Warranty, neither party will be bound by, and each party specifically objects to, any term, condition or other provision that conflicts with the provisions of this Warranty that is made by the other party in any purchase order, receipt, acceptance, confirmation, correspondence or otherwise, unless each party specifically agrees to such provision in writing. Further, if this Warranty conflicts with any terms or conditions of any other agreement entered into by the parties with respect to the Product, this Warranty will prevail unless the other agreement specifically references the sections of this Warranty that it supersedes.

**5.4 Applicable Law.** Unless explicitly prohibited by local law, this Warranty is governed by the laws of the State of Washington, U.S.A. for the Customers residing within the United States; and by the laws of the Republic of China (Taiwan) for Customers not residing within the United States, without regard to any conflict of law principles to the contrary. The 1980 U.N. Convention on Contracts for the International Sale of Goods or any successor thereto does not apply.

**5.5 Dispute Resolution.** Any dispute, controversy or claim arising out of or relating to this Warranty, the Product or services provided by Synology with respect to the Product or the relationship between Customers residing within the United States and Synology will be resolved exclusively and finally by arbitration under the current commercial rules of the American Arbitration Association, except as otherwise provided below. The arbitration will be conducted before a single arbitrator, and will be limited solely to the dispute between Customer and Synology. The arbitration, or any portion of it, will not be consolidated with any other arbitration and will not be conducted on a class-wide or class action basis. The arbitration shall be held in King County, Washington, U.S.A. by submission of documents, by telephone, online or in person as determined by the arbitrator at the request of the parties. The prevailing party in any arbitration or legal action occurring within the United States or otherwise shall receive all costs and reasonable attorneys' fees, including any arbitration fee paid by the prevailing party. Any decision rendered in such arbitration proceedings will be final and binding on the parties, and judgment may be entered thereon in any court of competent jurisdiction. Customer understands that, in the absence of this provision, Customer would have had a right to litigate any such dispute, controversy or claim in a court, including the right to litigate claims on a class-wide or class-action basis, and Customer expressly and knowingly waives those rights and agrees to resolve any disputes through binding arbitration in accordance with the provisions of this Section 5.5. For Customers not residing within the United States, any dispute, controversy or claim described in this section shall be finally resolved by arbitration conducted by three neutral arbitrators in accordance with the procedures of the R.O.C. Arbitration Law and related enforcement rules. The arbitration shall take place in Taipei, Taiwan, R.O.C., and the arbitration proceedings shall be conducted in English or, if both parties so agree, in Mandarin Chinese. The arbitration award shall be final and binding on the parties and may be enforced in any court having jurisdiction. Nothing in this Section shall be deemed to prohibit or restrict Synology from seeking injunctive relief or seeking such other rights and remedies as it may have at law or equity for any actual or threatened breach of any provision of this Warranty relating to Synology's intellectual property rights.

**5.6 Attorneys' Fees.** In any arbitration, mediation, or other legal action or proceeding to enforce rights or remedies under this Warranty, the prevailing party will be entitled to recover, in addition to any other relief to which it may be entitled, costs and reasonable attorneys' fees.

**5.7 Export Restrictions.** You acknowledge that the Product may be subject to U.S. export restrictions. You will comply with all applicable laws and regulations that apply to the Product, including without limitation the U.S. Export Administration Regulations.

**5.8 Severability.** If any provision of this Warranty is held by a court of competent jurisdiction to be invalid, illegal, or unenforceable, the remainder of this Warranty will remain in full force and effect.

**5.9 Entire Agreement.** This Warranty constitutes the entire agreement, and supersedes any and all prior agreements, between Synology and Customer related to the subject matter hereof. No amendment, modification or waiver of any of the provisions of this Warranty will be valid unless set forth in a written instrument signed by the party to be bound thereby.

## **FCC Declaration of Conformity**

This device complies with Part 15 of the FCC Rules. Operation is subject to the following two conditions: (1) this device may not cause harmful interference, and (2) this device must accept any interference received, including interference that may cause undesired operation.

この装置は、クラス A 機器です。この装置を住宅環境で使用すると電波妨害を引き起こすことがあります。この場合には使用者が適切な対策を講ずるよう要求されることがあります。

VCCI - A