



STATEMENT

We, ACON Laboratories, Inc., having a registered office at *5850 Oberlin Drive #340, San Diego, CA 92121* authorize SRL Sanmedico having a registered office at *A. Corobceanu street 7A, apt. 9, Chisinău, MD-2012, Moldova*

to register, notify, renew or modify the registration of medical devices on the territory of the Republic of Moldova.

Date: March 18, 2024

Signature:

A handwritten signature in black ink, appearing to read "Xie", is written over a horizontal line.

Qiyi Xie, Md, MPH
V.P. of Regulatory & Clinical Affairs
ACON Laboratories, Inc.



Certificate

No. Q5 104507 0001 Rev. 03

Holder of Certificate: **ACON Laboratories, Inc.**
5850 Oberlin Drive, #340
San Diego CA 92121
USA

Certification Mark:



Scope of Certificate: **Design and Development, Manufacture and distribution of In Vitro Diagnostic Test Kits and Reagents for the Determination of Infectious Diseases, Clinical Chemistry, Drugs of Abuse, Tumor/Cardiac Marker, Fertility/Pregnancy and Blood Glucose Monitoring System, Lancing Devices and Lancets**

The Certification Body of TÜV SÜD Product Service GmbH certifies that the company mentioned above has established and is maintaining a quality management system, which meets the requirements of the listed standard(s). All applicable requirements of the testing and certification regulation of TÜV SÜD Group have to be complied with. For details and certificate validity see: [www.tuvsud.com/ps-cert?q=cert:Q5 104507 0001 Rev. 03](http://www.tuvsud.com/ps-cert?q=cert:Q5_104507_0001_Rev._03)

Report No.: SH22743A01

Valid from: 2022-09-15
Valid until: 2025-09-06

Date, 2022-09-15



Christoph Dicks
Head of Certification/Notified Body

Certificate

No. Q5 104507 0001 Rev. 03

Applied Standard(s): EN ISO 13485:2016
Medical devices - Quality management systems -
Requirements for regulatory purposes
(ISO 13485:2016)
DIN EN ISO 13485:2016

Facility(ies): **ACON Laboratories, Inc.**
5850 Oberlin Drive, #340, San Diego CA 92121, USA

Address holder for registration only

ACON Laboratories, Inc.
10125 Mesa Rim Road, San Diego CA 92121, USA

Manufacture and distribution of
In Vitro Diagnostic Test Kits and Reagents for the Determination of
Infectious Diseases, Clinical Chemistry, Drugs of Abuse,
Tumor/Cardiac Marker, Fertility/Pregnancy and Blood Glucose
Monitoring System, Lancing Devices and Lancets

ACON Laboratories, Inc.
6865 Flanders Dr., Suite B, San Diego CA 92121, USA

Storage of
In Vitro Diagnostic Test Kits and Reagents for the Determination of
Infectious Diseases, Clinical Chemistry, Drugs of Abuse,
Tumor/Cardiac Marker, Fertility/Pregnancy and Blood Glucose
Monitoring System, Lancing Devices and Lancets

AZURE Institute, Inc.
10125 Mesa Rim Road, San Diego CA 92121, USA

Design and Development of
In Vitro Diagnostic Test Kits and Reagents for the Determination of
Infectious Diseases, Clinical Chemistry, Drugs of Abuse,
Tumor/Cardiac Marker, Fertility/Pregnancy and Blood Glucose
Monitoring System, Lancing Devices and Lancets

Acon Laboratories Inc.
Guerrero Negro 9942 Parque Industrial Pacifico IV, 22644
Tijuana B.C. CP, MEXICO

Manufacture of
blood glucose test strips, antigen rapid test and IgG/IgM antibody
rapid test for infectious disease.

Declaration of Conformity

ACON Laboratories, Incorporated
5850 Oberlin Drive, #340
San Diego, CA 92121, USA

**We, the manufacturer, declare under our sole responsibility that the
in vitro diagnostic device:**

Device Name	REF Number	Model Number
Mission® Liquid Urine Control	U021-011	n/a
SPINREACT Liquid Urine Control	U021-013A	n/a
Insight® Liquid Urine Control	U021-015	n/a
Mission® Liquid Diptube Urine Control	U021-071	n/a
Insight® Liquid Diptube Urine Control	U021-075	n/a

classified as Others in the directive 98/79/EC,

**meets all the provisions of the directive 98/79/EC on *in vitro* diagnostic
medical devices which apply to it**

**The self-declaration is according to Annex III
(excluding Section 6) of the Directive.**

Authorized Representative:
Medical Device Safety Service GmbH
Schiffgraben 41
30175 Hannover, Germany

Signed this 22 day of October, 2021
in San Diego, CA, USA



Qiyi Xie, MD, MPH
Senior Staff, Regulatory Affairs & Clinical Affairs
Acon Laboratories, Inc.



Mission[®]

Urine Controls

Simply validate visual and analyzer urinalysis with *Mission[®]* Liquid and Dry Strip Urine Controls!

- *Reliable*
- *Quick and Easy*
- *Available in Liquid and Dry Strip*



ACON[®]

Global Diagnostics for Local Markets™

Mission® Urine Controls

Reliable

- Use with *Mission®* and *Mission® Expert* Urinalysis Reagent Strips and Urine Analyzers for optimum quality control
- Validate urinalysis results and prevent procedure errors
- Control Level 1 provides negative results for LEU, NIT, URO, PRO, pH, BLO, SG, KET, BIL, GLU, ASC, ALB^{test} and CRE^{test}
- Control Level 2 provides positive results for LEU, NIT, URO, PRO, pH, BLO, SG, KET, BIL, GLU, ALB^{test} and CRE^{test} with negative results for ASC

Quick and Convenient Testing

- Ensures accurate results for all parameters
- Obtain quick results in any setting
- Competitively priced

Two Types of Urine Controls Available

Liquid Urine Control

- Ready-to-use without dissolving in distilled water
- 24 months shelf life for unopened controls at 2-8°C
- Two Packaging Options
 - Dropper Tip Bottles-Current packaging now available in separate positive and negative levels!
 - Dropper tip bottles provide efficient use of the control solution
 - Easily drop the control solution onto each reagent pad using the dropper tip bottle
 - Control can be used up to 40 times within 30 days at room temperature
 - Diptube-New packaging available in separate positive and negative levels!
 - Diptube packaging allows for quick testing similar to using a urine specimen
 - Simply dip the strip into the control solution and read results
 - Control can be used up to 20 times within 30 days at room temperature

Dry Strip Urine Control

- Portable for use anywhere with no refrigeration required
- Dissolve the dry strip urine control in distilled water, dip urine strip in the control solution, then compare to color chart
- Each control solution can be used for up to 12 tests at 2-30°C within 8 hours for all parameters
- 24 months shelf life at 2-30°C for unopened controls



Specifications

Features		Specifications		
		Liquid Urine Control	Liquid Diptube Urine Control	Dry Strip Urine Control
Product Name		Liquid Urine Control	Liquid Diptube Urine Control	Dry Strip Urine Control
Test Parameters		LEU, NIT, URO, PRO, pH, BLO, SG, KET, BIL, GLU, ASC, ALB, CRE (13)		
Solution Detection Levels	Level 1	Negative: LEU, NIT, URO, PRO, pH, BLO, SG, KET, BIL, GLU, ASC, ALB, CRE		
	Level 2	Positive: LEU, NIT, URO, PRO, pH, BLO, SG, KET, BIL, GLU, ALB and CRE, Negative ASC		
Compatible Urine Strips		Mission® Urinalysis Reagent Strips, Mission® Expert Urinalysis Reagent Strips		
Reading Time/Stability		Refer to insert	Refer to insert	Refer to insert
Storage Temperature		2-8°C	2-8°C	2-30°C
Unopened Control Shelf Life		24 months	24 months	24 months
Opened Control Stability		30 days at 15-30°C or until the expiration date at 2-8°C	30 days at 15-30°C or until the expiration date at 2-8°C	2-30°C: 3 months for Dry Strip; 8 hours for Control Solution for all parameters
Maximum Tests per Unit		20 or 40 tests/bottle	20 tests/diptube	12 tests/control solution of 1 dry strip

Ordering Information

Product Name	Catalog No.	Components	Kit Box Dimensions (LxWxH) & Weight	Carton Dimensions (LxWxH) & Weight	# Kits/Carton
Liquid Urine Control ^{√†}	U021-011: Combo	Level 1: 3 x 10 mL/bottle; Level 2: 3 x 10 mL/bottle	85 mm x 55 mm x 60 mm; 107 g	400 mm x 270 mm x 345 mm; 5.2 kg	198
		Level 1: 3 x 5 mL/bottle; Level 2: 3 x 5 mL/bottle	85 mm x 55 mm x 60 mm; 75 g	400 mm x 270 mm x 345 mm; 4.2 kg	198
		Level 1: 1 x 10 mL/bottle; Level 2: 1 x 10 mL/bottle	55 mm x 28 mm x 60 mm; 41 g	400 mm x 270 mm x 345 mm; 6.6 kg	228
		Level 1: 1 x 5 mL/bottle; Level 2: 1 x 5 mL/bottle	55 mm x 28 mm x 60 mm; 31 g	400 mm x 270 mm x 345 mm; 5.5 kg	228
	U021-021: Level 1; U021-031: Level 2	6 x 10 mL/bottle	85 mm x 55 mm x 60 mm; 107 g	400 mm x 270 mm x 345 mm; 5.2 kg	198
		6 x 5 mL/bottle	85 mm x 55 mm x 60 mm; 75 g	400 mm x 270 mm x 345 mm; 4.2 kg	198
2 x 10 mL/bottle		55 mm x 28 mm x 60 mm; 41 g	400 mm x 270 mm x 345 mm; 6.6 kg	228	
2 x 5 mL/bottle		55 mm x 28 mm x 60 mm; 31 g	400 mm x 270 mm x 345 mm; 5.5 kg	228	
Liquid Diptube Urine Control ^{√†}	U021-071: Combo	Level 1: 2 x 12 mL/diptube; Level 2: 2 x 12 mL/diptube	130 mm x 55 mm x 55 mm; 101 g	385 mm x 255 mm x 320 mm; 4.7 kg	30
		Level 1: 1 x 12 mL/diptube; Level 2: 1 x 12 mL/diptube	130 mm x 55 mm x 55 mm; 62 g	385 mm x 255 mm x 320 mm; 3.5 kg	30
	U021-081: Level 1; U021-091: Level 2	4 x 12 mL/diptube	130 mm x 55 mm x 55 mm; 101 g	385 mm x 255 mm x 320 mm; 4.7 kg	30
Dry Strip Urine Control ^{√†}	U021-041: Combo	Level 1: 1 x 25 strips/canister; Level 2: 1 x 25 strips/canister	100 mm x 51 mm x 110 mm; 126 g	280 mm x 280 mm x 260 mm; 3.6 kg	24
		Level 1: 1 x 10 strips/canister; Level 2: 1 x 10 strips/canister	100 mm x 51 mm x 110 mm; 106 g	280 mm x 280 mm x 260 mm; 3.1 kg	24
	U021-051: Level 1; U021-061: Level 2	2 x 25 strips/canister	100 mm x 51 mm x 110 mm; 126 g	280 mm x 280 mm x 260 mm; 3.6 kg	24
		2 x 10 strips/canister	100 mm x 51 mm x 110 mm; 106 g	280 mm x 280 mm x 260 mm; 3.1 kg	24

√ CE Marked for sale in the European Community 
 † FDA 510(k) Cleared

We also offer other rapid diagnostic and medical products for:

Blood Glucose Monitoring Systems, Clinical Chemistry including Urinalysis, Immunoassay EIA/ELISA and more.

Contact us for worldwide distribution and custom manufacturing (OEM) opportunities



Mission[®] Urinalysis Reagent Strips Visual Reading

Analyte	Level 1 (Lot#17110079)			Level 2 (Lot#17100429)			Level 1 (14C and 13CE) (Lot#17110079)			Level 2 (14C and 13CE) (Lot#17100429)		
	Conventional	SI	Arbitrary	Conventional	SI	Arbitrary	Conventional	SI	Arbitrary	Conventional	SI	Arbitrary
Leukocytes (LEU)	Negative	Negative	-	15-500 Leu/µL	15-500 Leu/µL	+/- - 3+	Negative	Negative	-	15-500 Leu/µL	15-500 Leu/µL	+/- - 3+
Nitrite (NIT)	Negative	Negative	-	Positive	Positive	+	Negative	Negative	-	Positive	Positive	+
Urobilinogen (URO)	0.2 - 1mg/dL	3.5 - 17µmol/L	- ±	2 - 12 mg/dL	35 - 200µmol/L	1+ - 4+	0.2 - 1 mg/dL	3.5 - 17µmol/L	- ±	2 - 12 mg/dL	35 - 200µmol/L	1+ - 4+
Protein (PRO)	Negative	Negative	-	30 - 2000mg/dL	0.3 - 20.0g/L	1+ - 4+	Negative	Negative	-	30 - 2000mg/dL	0.3 - 20.0g/L	1+ - 4+
pH	5.0 - 7.0	5.0 - 7.0	5.0 - 7.0	6.5 - 9.0	6.5 - 9.0	6.5 - 9.0	5.0 - 7.0	5.0 - 7.0	5.0 - 7.0	6.5 - 9.0	6.5 - 9.0	6.5 - 9.0
Blood (BLO)	Negative	Negative	-	25 - 200 Ery/µL	25 - 200 Ery/µL	1+ - 3+	Negative	Negative	-	25 - 200 Ery/µL	25 - 200 Ery/µL	1+ - 3+
Specific Gravity (SG)	1.015 - 1.030	1.015 - 1.030	1.015 - 1.030	1.005 - 1.025	1.005 - 1.025	1.005 - 1.025	1.015 - 1.030	1.015 - 1.030	1.015 - 1.030	1.005 - 1.025	1.005 - 1.025	1.005 - 1.025
Ketone (KET)	Negative	Negative	-	5 - 160mg/dL	0.5-16.0mmol/L	± - 4+	Negative	Negative	-	5-160mg/dL	0.5-16.0mmol/L	± - 4+
Bilirubin (BIL)	Negative	Negative	-	1 - 4 mg/dL	17 - 70µmol/L	1+ - 3+	Negative	Negative	-	1 - 6 mg/dL	17 - 100µmol/L	1+ - 3+
Glucose (GLU)	Negative	Negative	-	100-1000mg/dL	5 - 60mmol/L	± - 3+	Negative	Negative	-	100-1000mg/dL	5 - 60mmol/L	1+ - 4+
Ascorbic Acid (ASC)	Negative	Negative	-	Negative	Negative	-	Negative	Negative	-	Negative	Negative	-
Microalbumin (ALB)	10 - 30mg/L	10 - 30mg/L	10 - 30mg/L	80 - 150mg/L	80 - 150mg/L	80 - 150mg/L	10 - 30mg/L	10 - 30mg/L	10 - 30mg/L	80 - 150mg/L	80 - 150mg/L	80 - 150mg/L
Creatinine (CRE)	10 - 100mg/dL	0.9-8.8mmol/L	10 - 100mg/dL	100 - 300mg/dL	8.8-26.5mmol/L	100 - 300mg/dL	10 - 100mg/dL	0.9-8.8mmol/L	10 - 100mg/dL	100 - 300mg/dL	8.8-26.5mmol/L	100 - 300mg/dL
Albumin-to-Creatinine Ratio	Normal	Normal	Normal	Abnormal	Abnormal	Abnormal	NA	NA	NA	NA	NA	NA
Protein-to-Creatinine Ratio	Normal	Normal	Normal	Abnormal	Abnormal	Abnormal	Normal	Normal	Normal	Abnormal	Abnormal	Abnormal
Calcium (CA)	4 - 10mg/dL	1.0-2.5mmol/L	4 - 10mg/dL	20 - 40mg/dL	5.0-10mmol/L	20 - 40mg/dL	4 - 10mg/dL	1.0-2.5mmol/L	4 - 10mg/dL	20 - 40mg/dL	5.0-10mmol/L	20 - 40mg/dL

Mission[®] Urinalysis Reagent Strips Analyzer Reading with Mission[®] U120/U500/U120 Ultra*

Analyte	Level 1 (Lot#17110079)			Level 2 (Lot#17100429)			Level 1 (14C and 13CE) (Lot#17110079)			Level 2 (14C and 13CE) (Lot#17100429)		
	Conventional	SI	Arbitrary	Conventional	SI	Arbitrary	Conventional	SI	Arbitrary	Conventional	SI	Arbitrary
Leukocytes (LEU)	Negative	Negative	-	15-500 Leu/µL	15-500 Leu/µL	+/- - 3+	Negative	Negative	-	15-500 Leu/µL	15-500 Leu/µL	+/- - 3+
Nitrite (NIT)	Negative	Negative	-	Positive	Positive	+	Negative	Negative	-	Positive	Positive	+
Urobilinogen (URO)	0.2 - 1mg/dL	3.5 - 17µmol/L	- ±	2 - 8 mg/dL	35 - 140µmol/L	1+ - 3+	0.2 - 1 mg/dL	3.5 - 17µmol/L	- ±	2 - 8 mg/dL	35 - 140µmol/L	1+ - 3+
Protein (PRO)	Negative	Negative	-	30 - 300mg/dL	0.3 - 3.0g/L	1+ - 3+	Negative	Negative	-	30 - 300mg/dL	0.3 - 3.0g/L	1+ - 3+
pH	5.0 - 7.0	5.0 - 7.0	5.0 - 7.0	6.5 - 9.0	6.5 - 9.0	6.5 - 9.0	5.0 - 7.0	5.0 - 7.0	5.0 - 7.0	6.5 - 9.0	6.5 - 9.0	6.5 - 9.0
Blood (BLO)	Negative	Negative	-	25 - 200 Ery/µL	25 - 200 Ery/µL	1+ - 3+	Negative	Negative	-	25 - 200 Ery/µL	25 - 200 Ery/µL	1+ - 3+
Specific Gravity (SG)	1.015 - 1.030	1.015 - 1.030	1.015 - 1.030	1.005 - 1.025	1.005 - 1.025	1.005 - 1.025	1.015 - 1.030	1.015 - 1.030	1.015 - 1.030	1.005 - 1.025	1.005 - 1.025	1.005 - 1.025
Ketone (KET)	Negative	Negative	-	5 - 80mg/dL	0.5-8.0mmol/L	± - 3+	Negative	Negative	-	5-80mg/dL	0.5-8.0mmol/L	± - 3+
Bilirubin (BIL)	Negative	Negative	-	1 - 4 mg/dL	17 - 70µmol/L	1+ - 3+	Negative	Negative	-	1 - 6 mg/dL	17 - 100µmol/L	1+ - 3+
Glucose (GLU)	Negative	Negative	-	100-1000mg/dL	5 - 60mmol/L	± - 3+	Negative	Negative	-	100-1000mg/dL	5 - 60mmol/L	1+ - 4+
Ascorbic Acid (ASC)	Negative	Negative	-	Negative	Negative	-	Negative	Negative	-	Negative	Negative	-
Microalbumin (ALB)	10 - 30mg/L	10 - 30mg/L	10 - 30mg/L	80 - 150mg/L	80 - 150mg/L	80 - 150mg/L	10 - 30mg/L	10 - 30mg/L	10 - 30mg/L	80 - 150mg/L	80 - 150mg/L	80 - 150mg/L
Creatinine (CRE)	10 - 100mg/dL	0.9-8.8mmol/L	10 - 100mg/dL	100 - 300mg/dL	8.8-26.5mmol/L	100 - 300mg/dL	10 - 100mg/dL	0.9-8.8mmol/L	10 - 100mg/dL	100 - 300mg/dL	8.8-26.5mmol/L	100 - 300mg/dL
Albumin-to-Creatinine Ratio	Normal	Normal	Normal	Abnormal	Abnormal	Abnormal	NA	NA	NA	NA	NA	NA
Protein-to-Creatinine Ratio	Normal	Normal	Normal	Abnormal	Abnormal	Abnormal	Normal	Normal	Normal	Abnormal	Abnormal	Abnormal
Calcium (CA)	4 - 10mg/dL	1.0-2.5mmol/L	4 - 10mg/dL	20 - 40mg/dL	5.0-10mmol/L	20 - 40mg/dL	4 - 10mg/dL	1.0-2.5mmol/L	4 - 10mg/dL	20 - 40mg/dL	5.0-10mmol/L	20 - 40mg/dL

Mission[®] Expert Urinalysis Reagent Strips Visual Reading

Analyte	Level 1 (Lot#17110079)			Level 2 (Lot#17100429)		
	Conventional	SI	Arbitrary	Conventional	SI	Arbitrary
Ascorbic Acid (ASC)	Negative	Negative	-	Negative	Negative	-
Blood (ERY, Hb)	Negative	Negative	-	Ca 25 - Ca 250 Ery/µl	Ca 25 - Ca 250 Ery/µl	2+ - 4+
Bilirubin (BIL)	Negative	Negative	-	1 - 6 mg/dL	17 - 100µmol/L	1+ - 3+
Urobilinogen (URO)	0.2 mg/dL	3.5 µmol/L	-	4 - 12 mg/dL	70 - 200 µmol/L	2+ - 4+
Ketone Bodies (KET)	Negative	Negative	-	10 - 150 mg/dL	1.0 - 15.0 mmol/L	1+ - 3+
Glucose (GLU)	Negative	Negative	-	100 - 1000 mg/dL	5.5 - 56 mmol/L	2+ - 4+
Protein (PRO)	Negative	Negative	-	30 - 500 mg/dL	0.3 - 5.0 g/L	1+ - 3+
Nitrite (NIT)	Negative	Negative	-	Positive	Positive	+
Leukocytes (LEU)	Negative	Negative	-	ca. 10-25 - ca. 500 Leu/µl	ca. 10-25 - ca. 500 Leu/µl	1+ - 3+
pH	5.0 - 7.0	5.0 - 7.0	5.0 - 7.0	7.0 - 9.0	7.0 - 9.0	7.0 - 9.0
Specific Gravity (SG)	1.015 - 1.030	1.015 - 1.030	1.015 - 1.030	1.005 - 1.025	1.005 - 1.025	1.005 - 1.025
Microalbumin (ALB)	10 - 30 mg/L	10 - 30mg/L	10 - 30 mg/L	80 - 150 mg/L	80 - 150 mg/L	80 - 150 mg/L
Creatinine (CRE)	10 - 100 mg/dL	0.9 - 8.8 mmol/L	10 - 100 mg/dL	100 - 300 mg/dL	8.8 - 26.5 mmol/L	100 - 300 mg/dL
Albumin-to-Creatinine Ratio	Normal	Normal	Normal	Abnormal	Abnormal	Abnormal
Protein-to-Creatinine Ratio	Normal	Normal	Normal	Abnormal	Abnormal	Abnormal

Mission[®] Expert Urinalysis Reagent Strips Analyzer Reading with Mission[®] Expert U120/U500*

Analyte	Level 1 (Lot#17110079)			Level 2 (Lot#17100429)		
	Conventional	SI	Arbitrary	Conventional	SI	Arbitrary
Ascorbic Acid (ASC)	Negative	Negative	-	Negative	Negative	-
Blood (ERY, Hb)	Negative	Negative	-	25 - 250 Ery/µl	25 - 250 Ery/µl	2+ - 5+
Bilirubin (BIL)	Negative	Negative	-	1 - 6 mg/dL	17 - 100 µmol/L	1+ - 3+
Urobilinogen (URO)	0.2 mg/dL	3.5 µmol/L	-	4 - 12 mg/dL	70 - 200 µmol/L	2+ - 4+
Ketone Bodies (KET)	Negative	Negative	-	15 - 150 mg/dL	1.5 - 15.0 mmol/L	2+ - 4+
Glucose (GLU)	Negative	Negative	-	100 - 1000 mg/dL	5.5 - 56 mmol/L	2+ - 4+
Protein (PRO)	Negative	Negative	-	25 - 500 mg/dL	0.25 - 5.0 g/L	1+ - 4+
Nitrite (NIT)	Negative	Negative	-	Positive	Positive	+
Leukocytes (LEU)	Negative	Negative	-	25 - 500 Leu/µl	25 - 500 Leu/µl	1+ - 3+
pH	5.0 - 7.0	5.0 - 7.0	5.0 - 7.0	6.5 - 9.0	6.5 - 9.0	6.5 - 9.0
Specific Gravity (SG)	1.015 - 1.030	1.015 - 1.030	1.015 - 1.030	1.005 - 1.025	1.005 - 1.025	1.005 - 1.025
Microalbumin (ALB)	10 - 30 mg/L	10 - 30 mg/L	10 - 30 mg/L	80 - 150 mg/L	80 - 150 mg/L	80 - 150mg/L
Creatinine (CRE)	10 - 100 mg/dL	0.9 - 8.8 mmol/L	10 - 100 mg/dL	100 - 300 mg/dL	8.8 - 26.5 mmol/L	100 - 300mg/dL
Albumin-to-Creatinine Ratio	Normal	Normal	Normal	Abnormal	Abnormal	Abnormal
Protein-to-Creatinine Ratio	Normal	Normal	Normal	Abnormal	Abnormal	Abnormal

*The U120 QC set-up screen recognizes only arbitrary values
(LCD0187-05)

For validating visual and analyzer reading of urinalysis.
For in vitro diagnostic use only.

INTENDED USE

The Liquid Urine Control is intended for use in validating the visual and analyzer reading of urinalysis. The results should be compared to the expected results listed below to ensure the consistent performance of Mission® and Mission® Expert Urinalysis Reagent Strips and Urine Analyzers. The Liquid Urine Control is available in two levels and is ready to use for monitoring routine urinalysis.

PRECAUTIONS

- For in vitro diagnostic use only. Do not use after the expiration date.
- All materials should be considered potentially hazardous and handled in the same manner as an infectious agent.
- Discard if there is excessive turbidity or evidence of microbial contamination.
- The used materials should be discarded according to local regulations after testing.
- This product is not intended for use as a standard.
- The use of quality control materials is an important part of good laboratory practices. Quality control materials are an objective method of assessing techniques or practices in use.

REAGENTS

The product is a liquid stable control prepared from simulated human urine with added chemicals, constituents of animal origin, preservatives and stabilizers. The control does not include human resource materials. Various pure chemicals are used to adjust each analyte level.

STORAGE AND STABILITY

- Store and ship at 2-8°C (36-46°F). Do not freeze.
- Controls are stable until the expiration date printed on the bottle label when stored at 2-8°C (36-46°F).
- All analytes are stable for 30 days at 15-30°C (59-86°F) or until the expiration date at 2-8°C (36-46°F) once opened and stored with the cap on tightly.

MATERIALS

Materials Provided

- Package Insert

Materials Required But Not Provided

- Timer

- Liquid Urine Control Level 1 and/or Level 2
- Strips

DIRECTIONS FOR USE

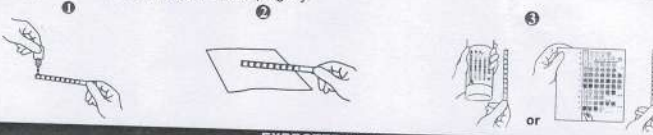
Allow all test materials to reach room temperature (15-30°C or 59-86°F) prior to testing.

- Invert the urine control bottle 3 times to ensure reproducible results, then remove the cap. While holding the urinalysis reagent strip, invert the urine control bottle and gently squeeze the urine control bottle to dispense the urine control. Ensure each reagent area on urinalysis reagent strip is completely saturated with urine control. See illustration 1 below.
 - Do not touch the tip of the urine control bottle to the reagent areas on the urinalysis reagent strip to avoid contamination.
 - Dispense the remaining hanging drop of urine control before turning the urine control bottle upright.
- Hold the strip in a horizontal position to avoid contaminating the unused control with reagents from the urinalysis reagent strip, mixing chemicals from adjacent reagent areas and/or soiling hands with the urine control. See illustration 2 below.
- Compare the reagent areas to the corresponding color blocks on the color chart at the specified times. Hold the strip close to the color blocks and match carefully. See illustration 3 below.

Note:

- Results may be read up to 2 minutes after the specified times.
- Results may also be read using the Mission® and Mission® Expert Urine Analyzers. Refer to the Instruction Manual for details.

- Clean the dropper tip, and immediately replace the cap tightly.



EXPECTED VALUES

The expected values listed on the following page should only be used for the specific lots printed. Expected values were obtained from replicate analysis. The urine control and urinalysis reagent strip lots can create slight differences in expected results. Different laboratory methods, instruments and reagents can create variations between laboratories and variations over time. Use the results provided as reference only. It is recommended that each laboratory establish its own parameters of precision.

Note: The color reactions of Urobilinogen and Bilirubin reagent areas on the urinalysis reagent strips may produce colors that are atypical when visually compared to the color blocks on the color chart.

LIMITATIONS

The Mission® Liquid Urine Control can only be used with Mission® and Mission® Expert Urinalysis Reagent Strips and Urine Analyzers. Ensure reproducible results by inverting the urine control bottle 3 times before each use. Interpretation of visual results depends on several factors: the variability of color perception, the presence or absence of inhibitory factors, and the lighting conditions when the strip is read. Each color block on the color chart does not correspond to a specific concentration, but it does correspond to a range of analyte concentrations.

Index of Symbols

	Consult instructions for use		Tests per kit		Manufacturer
	For in vitro diagnostic use only		Use by		Authorized Representative
	Store between 2-8°C		Lot Number		Catalog #

ACON Laboratories, Inc.
10125 Mesa Rim Road,
San Diego, CA 92121, USA



MDSS GmbH
Schiffgraben 41
30175 Hannover, Germany

Number: 1150529004
Effective date: 2013-02-16



浙江东方基因生物制品股份有限公司
Zhejiang Orient Gene Biotech Co.,LTD

STATEMENT

We, Zhejiang Orient Gene Biotech Co., Ltd , having a registered office at 3787#, East Yangguang Avenue, Dipu Street Anji 313300, Huzhou, Zhejiang, China assign SRL SANMEDICO having a registered office at A. Corobceanu street 7A, apt. 9, Chişinău MD-2012, Moldova, as non-exclusive authorized representative for Orient Gene Brand product in correspondence with the conditions of directive 98/79/EEC.


We declare that the company mentioned above is authorized to register, notify, renew or modify the registration of medical devices on the territory of the Republic of Moldova.

This Statement letter will be valid from Mar.22th,2024 to Mar.21th, 2025.

Zhejiang Orient Gene Biotech Co.,Ltd

General Manager:

Date:2024/3/22



地址：浙江省湖州市安吉县递铺镇阳光大道东段 3787 号
Add: 3787#, East Yangguang Avenue, Dipu Street Anji 313300, Huzhou, Zhejiang, China
电话 Tel:+86-572-5226111 传真 Fax: +86-572-5226222 邮编 P.C.:313300



Certificate

No. Q5 092305 0001 Rev. 02

Holder of Certificate: **Zhejiang Orient Gene Biotech Co., Ltd.**
3787#, East Yangguang Avenue, Dipu Street Anji
313300 Huzhou, Zhejiang
PEOPLE'S REPUBLIC OF CHINA

Certification Mark:



Scope of Certificate: **Design and Development, Production and Distribution of In Vitro Diagnostic Reagent and Instrument for the Detection of Drugs of Abuse, Fertility, Infectious Diseases, Oncology, Biochemistry, Cardiac Diseases, Allergic Disease based on Rapid Test, PCR and Liquid Biochip Method.**

The Certification Body of TÜV SÜD Product Service GmbH certifies that the company mentioned above has established and is maintaining a quality management system, which meets the requirements of the listed standard(s). All applicable requirements of the testing and certification regulation of TÜV SÜD Group have to be complied with. For details and certificate validity see: [www.tuvsud.com/ps-cert?q=cert:Q5 092305 0001 Rev. 02](http://www.tuvsud.com/ps-cert?q=cert:Q5_092305_0001_Rev.02)

Report No.: SH2398804

Valid from: 2024-03-17
Valid until: 2027-03-16

Date, 2024-03-01



Christoph Dicks
Head of Certification/Notified Body

Certificate

No. Q5 092305 0001 Rev. 02

Applied Standard(s): ISO 13485:2016
(EN ISO 13485:2016/AC:2018, EN ISO 13485:2016/A11:2021)
Medical devices - Quality management systems -
Requirements for regulatory purposes

Facility(ies): **Zhejiang Orient Gene Biotech Co., Ltd.**
3787#, East Yangguang Avenue, Dipu Street Anji, 313300
Huzhou, Zhejiang, PEOPLE'S REPUBLIC OF CHINA

See Scope of Certificate



浙江东方基因生物制品股份有限公司
Zhejiang Orient Gene Biotech Co., LTD



CE-DOC-OG060
Version 1.0

EC Declaration of Conformity

In accordance with Directive 98/79/EC

Legal Manufacturer: *Zhejiang Orient Gene Biotech Co., Ltd*

Legal Manufacturer Address: *3787#, East Yangguang Avenue, Dipu Street, Anji 313300, Huzhou, Zhejiang, China*

Declares, that the products
Product Name and Model(s)

Fecal Occult Blood Rapid Test Strip (Feces)	GEFOB-601b
Fecal Occult Blood Rapid Test Cassette (Feces)	GEFOB-602b

Classification: *Other*
Conformity assessment route: *Annex III (EC DECLARATION OF CONFORMITY)*

We, the Manufacturer, herewith declare with sole responsibility that our product/s mentioned above meet/s the provisions of the Directive 98/79/EC of the European Parliament and of the Council on In-Vitro Diagnostic Medical Devices.

We hereby explicitly appoint

EC Representative's Name: *Shanghai International Holding Corp. GmbH (Europe)*

EC Representative's Address: *Eiffestrasse 80, 20537 Hamburg, Germany*

to act as our European Authorized Representative as defined in the aforementioned Directive.

I, the undersigned, hereby declare that the medical devices specified above conform with the directive 98/79/EC on in vitro diagnostic medical devices and pertinent essential requirements

Date Signed: November 28, 2017

Name of authorized signatory: *Joyce Pang*
Position held in the company: *Vice-President*

Fecal Occult Blood Rapid Test Cassette (Feces)



INTENDED USE

Fecal Occult Blood Rapid Test Cassette (Feces) is a rapid chromatographic immunoassay for the qualitative detection of human occult blood in feces by professional laboratories or physician's offices. It is useful to detect bleeding caused by a number of gastrointestinal disorders, e.g., diverticulitis, colitis, polyps, and colorectal cancer.

Fecal Occult Blood Rapid Test Cassette (Feces) is recommended for use in 1) routine physical examinations, 2) hospital monitoring for bleeding in patients, and 3) screening for colorectal cancer or gastrointestinal bleeding from any source.

INTRODUCTION

Most of diseases can cause hidden blood in the stool. In the early stages, gastrointestinal problems such as colon cancer, ulcers, polyps, colitis, diverticulitis, and fissures may not show any visible symptoms, only occult blood. Traditional guaiac-based method lacks sensitivity and specificity, and has diet-restriction prior to the testing.

Fecal Occult Blood Rapid Test Cassette (Feces) is a rapid test to qualitatively detect low levels of fecal occult blood in feces. The test uses double antibody-sandwich assay to selectively detect as low as 50 ng/mL of hemoglobin or 6 µg hemoglobin/g feces. In addition, unlike the guaiac assays, the accuracy of the test is not affected by the diet of the patients.

PRINCIPLE

Fecal Occult Blood Rapid Test Cassette (Feces) is a lateral flow chromatographic immunoassay based on the principle of the double antibody-sandwich technique. The membrane is pre-coated with anti-hemoglobin antibodies on the test line region of the device. During testing, the specimen reacts with the colloidal gold coated with anti-hemoglobin antibodies. The mixture migrates upward on the membrane chromatographically by capillary action to react with anti-hemoglobin antibodies on the membrane and generate a colored line. The presence of this colored line in the test region indicates a positive result, while its absence indicates a negative result. To serve as a procedural control, a colored line will always appear in the control line region indicating that proper volume of specimen has been added and membrane wicking has occurred.

MATERIALS PROVIDED

- 20 Test cassettes
- 20 Specimen collection tubes with buffer
- 1 Package insert

MATERIALS REQUIRED BUT NOT PROVIDED

1. Specimen collection containers
2. Clock or timer

STORAGE AND STABILITY

All reagents are ready to use as supplied. Store unused test device unopened at 2°C-30°C. If stored at 2°C-8°C, ensure that the test device is brought to room temperature before opening. The test is not stable out of the expiration date printed on the sealed pouch. Do not freeze the kit or expose the kit over 30°C.

PRECAUTIONS

1. For professional *in vitro* diagnostic use only.
2. This package insert must be read completely before performing the test. Failure to follow the insert gives inaccurate test results.
3. Do not use it if the tube/pouch is damaged or broken.
4. Test is for single use only. Do not re-use under any circumstances.
5. **Do not use specimen with visible blood for the testing.**
6. Handle all specimens as if they contain infectious agents. Observe established standard procedure for proper disposal of specimens.
7. Specimen extraction buffer contains Sodium Azide (0.1%). Avoid contact with skin or eyes. Do not ingest.
8. Wear protective clothing such as laboratory coats, disposable gloves and eye protection when specimens are assayed.
9. Humidity and temperature can adversely affect results.
10. Do not perform the test in a room with strong air flow, i.e. electric fan or strong air conditioning.

PATIENT PREPARATION

1. A specimen should not be collected from a patient with following conditions that may interfere with the test results:

- Menstrual bleeding
 - Bleeding hemorrhoids
 - Constipating bleeding
 - Urinary bleeding.
2. Dietary restrictions are not necessary.
 3. Alcohol and certain medications such as aspirin, indomethacin, phenylbutazone, reserpine, cortocosteroids, and nonsteroidal anti-inflammatory drugs may cause gastrointestinal irritation and subsequent bleeding, thus gives positive reactions. On the advice of the physician, such substances should be discontinued at least 48 hours prior to testing.

SPECIMEN COLLECTION AND PREPARATION

Consider any materials of human origin as infectious and handle them using standard biosafety procedures.

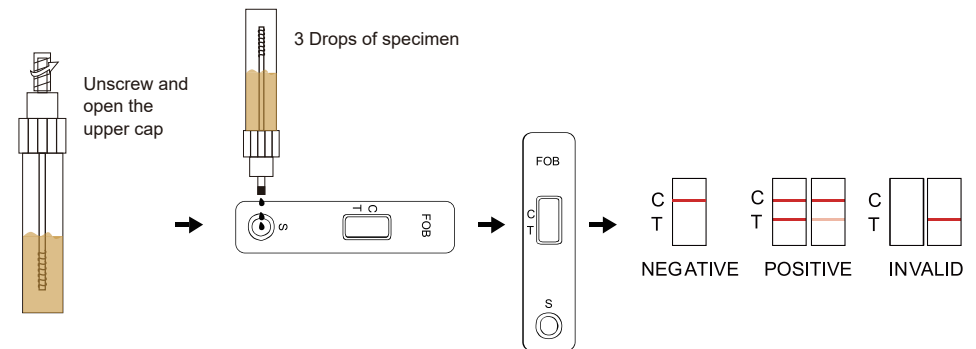
1. Collect a random sample of feces in a clean, dry receptacle.
2. Unscrew the top of the collection tube and remove the applicator stick.
3. Randomly pierce the fecal specimen in at least five (5) different sites.
4. Remove excess sample off the shaft and outer grooves. Be sure sample remains on inside grooves.
5. Replace the stick in the tube and tighten securely.
6. Shake the specimen collection bottle so that there is proper homogenisation of feces in buffer solution.

Note: Specimens prepared in the specimen collection tube may be stored at room temperature (15-30°C) for 3 days maximum, at 2-8°C for 7 days maximum or at -20°C for 3 months maximum if not tested within 1 hour after preparation.

TEST PROCEDURE

Allow the test cassette, specimen, and/or controls to reach room temperature (15-30°C) prior to testing.

1. Remove the test cassette from the foil pouch and use it as soon as possible. Best results will be obtained if the assay is performed within one hour.
2. Place the test cassette on a clean, flat surface.
3. Shake the specimen collection tube several times.
4. Hold the specimen collection tube upright and then unscrew and open the upper cap.
5. Squeeze 3 drops (~90 µL) of the sample solution in the sample well of the cassette and start the timer.
6. Wait for the colored line(s) to appear. Read results in 5 minutes. Do not interpret the result after 5 minutes.



INTERPRETATION OF RESULTS

(Please refer to the illustration above)

Positive: Two lines appear. One colored line should be in the control line region (C) and another apparent colored line should be in the test line region (T).

Negative: One colored line appears in the control line region (C). No line appears in the test line region (T).

Invalid: Control line fails to appear. The test should be repeated using a new cassette. If the problem persists, discontinue using the test kit immediately and contact your local distributor.

NOTE:

1. The intensity of color in the test region (T) may vary depending on the concentration of analytes present in the specimen. Therefore, any shade of color in the test region should be considered positive. Note that this is a qualitative test only, and

Fecal Occult Blood Rapid Test Cassette (Feces)

cannot determine the concentration of analytes in the specimen.

2. Insufficient specimen volume, incorrect operating procedure or expired tests are the most likely reasons for control band failure.

QUALITY CONTROL

An internal procedural control is included in the test. A colored line appearing in the control line region (C) is an internal procedural control. It confirms sufficient specimen volume, adequate membrane wicking and correct procedural technique. Control standards are not supplied with this kit; however it is recommended that positive and negative controls be tested as a good laboratory practice to confirm the test procedure and to verify proper test performance.

LIMITATIONS

1. This test kit is to be used for the qualitative detection of human hemoglobin in fecal samples. A positive result suggests the presence of human hemoglobin in fecal samples. In addition to intestinal bleeding the presence of blood in stools may have other causes such as hemorrhoids, blood in urine etc.
2. Not all colorectal bleedings are due to precancerous or cancerous polyps. The information obtained by this test should be used in conjunction with other clinical findings and testing methods, such as colonoscopy gathered by the physician.
3. Negative results do not exclude bleeding since some polyps and colorectal region cancers can bleed intermittently or not at all. Additionally, blood may not be uniformly distributed in fecal samples. Colorectal polyps at an early stage may not bleed.
4. Urine and excessive dilution of sample with water from toilet bowl may cause erroneous test results. The use of a receptacle is recommended.
5. Feces specimens should not collect during the menstrual period and not three day before or afterwards, at bleeding due to constipation, bleeding haemorrhoids, or at taking rectally administered medication. It could cause false positive results.
6. This test may be less sensitive for detecting upper g.i. Bleeding because blood degrades as it passes through the g.i. Track.
7. The Fecal Occult Blood Rapid Test Cassette (Feces) is to aid in diagnosis and is not intended to replace other diagnostic procedures such as G.I. fibroscope, endoscopy, colonoscopy, or X-ray analysis. Test results should not be deemed conclusive with respect to the presence or absence of gastrointestinal bleeding or pathology. A positive result should be followed up with additional diagnostic procedures to determine the exact cause and source for the occult blood in the feces.

PERFORMANCE CHARACTERISTICS

1. Sensitivity: 99.6%

Fecal Occult Blood Rapid Test Cassette (Feces) can detect the levels of human occult blood as low as 50 ng/mL hemoglobin or 6 µg hemoglobin/g feces.

2. Prozone Effect:

It is observed that this FOB test can detect 2 mg/mL hemoglobin.

3. Specificity: 99.9%










Fecal Occult Blood Rapid Test Cassette (Feces) is specific to human hemoglobin. Specimen containing the following substances at the standard concentration was tested on both positive and negative controls and showed no effects on test results at standard concentration.


Substances	Concentrations (Diluted with the extraction buffer)
Beef hemoglobin	2 mg/mL
Chicken hemoglobin	0.5 mg/mL
Pig hemoglobin	0.5 mg/mL
Goat hemoglobin	0.5 mg/mL
Horse hemoglobin	20 mg/mL
Rabbit hemoglobin	0.06 mg/mL


REFERENCES

1. Simon J.B. Occult Blood Screening for Colorectal Carcinoma: A Critical Review, Gastroenterology, Vol. 1985;88:820.
2. Blebae J. and Napherson RA. False-Positive Guaiac Testing With Iodine, Arch Pathol Lab Med, 1985;109:437-40.

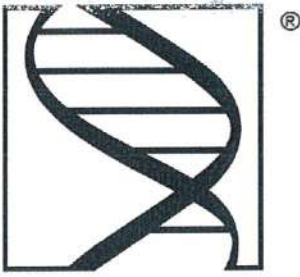
INDEX OF SYMBOLS

	Consult instructions for use		Tests per kit		Authorized Representative
	For <i>in vitro</i> diagnostic use only		Use by		Do not reuse
	Store between 2~30°C		Lot Number		Catalog#

 Zhejiang Orient Gene Biotech Co.,Ltd
Address: 3787#, East Yangguang Avenue, Dipu Street,
Anji 313300, Huzhou, Zhejiang, China
Tel: +86-572-5226111 Fax: +86-572-5226222
Website: www.orientgene.com

 Shanghai International Holding Corp. GmbH (Europe)
Add: Eiffestrasse 80, 20537 Hamburg, Germany

 GEFOB-602b



SYNTESYS



Cert. N.7111/2



Cert. N.8574/2



SYNTESYS S.R.L. UNIPERSONALE

VIA G. GALILEI, 10/3 - 35037 Z.I. SELVE DI TEOLO (PD)
TEL. +39 049 9903866 R.A. FAX +39 049 9903867
C.F./P.I./N.REG.IMP. PADOVA 03573950288
REA PD-320123 - CAP.SOC. 20.700,00€
E-MAIL INFO@SYNTESYS.IT - WEB WWW.SYNTESYS.IT
PEC POSTA@PEC.SYNTESYS.IT

AUTHORIZATION LETTER

We, **Syntesys S.R.L.** having a registered office at Via G. Galilei 10/3, 35037 Selve di Teolo - PD - Italy, assign **Sanmedico SRL** having a registered office at A.Corobceanu str., apt. 9, Chişinău MD-2012, Moldova, as authorized representative.

We declare that the company mentioned above is authorized to register, notify, renew or modify the registration of medical devices on the territory of the Republic of Moldova.

This letter is valid till 28.08.2024

Teolo, 28.08.2023



SYNTESYS S.R.L.
UNIPERSONALE

Via G. Galilei, 10/3 - 35037 Z.I. Selve - Teolo (PD)
C.F./P.I./R.I. PD: 03573950288 - Cap. Soc. 20.700,00 €
Tel. 049 9903866 - Fax 049 9903867

Rinaldo Ruggero
CEO and Legal Representative
SYNTESYS S.R.L.

Certificate

CISQ/ICIM S.P.A. has issued an IQNet recognized certificate that the organization:

SYNTESYS S.R.L.

Head Office and Operative Unit

Via G. Galilei, 10/1-2-3 - Zona Industriale - I-35037 Selve di Teolo (PD)

Operative Units

Via G. Galilei, 16/1 - Zona Industriale - I-35037 Selve di Teolo (PD)

Via San Benedetto, 48/A - Zona Industriale - I-35037 Selve di Teolo (PD)

Via G. Galilei, 3 - Zona Industriale - I-35037 Selve di Teolo (PD)

has implemented and maintains a/an

Quality Management System

for the following scope:

Trading of products for laboratory analysis. Manufacturing of products for laboratory analysis and sanitary products. Design and production management of sterile swabs for the collection and the preservation of biological samples, also for surgical application, with or without transport medium.

which fulfils the requirements of the following standard:

ISO 9001:2015

Issued on: **2022-06-05**

First issued on: **2013-06-05**

Expires on: **2025-06-04**

This attestation is directly linked to the IQNet Partner's original certificate and shall not be used as a stand-alone document.

Registration Number: **IT-83562**



Alex Stoichitoiu
President of IQNET



Mario Romersi
President of CISQ



This attestation is directly linked to the IQNET Member's original certificate and shall not be used as a stand-alone document.

IQNET Members*:

AENOR Spain **AFNOR Certification** France **APCER** Portugal **CCC** Cyprus **CISQ** Italy **CQC** China **CQM** China **CQS** Czech Republic
Cro Cert Croatia **DQS Holding GmbH** Germany **EAGLE Certification Group** USA **FCAV** Brazil **FONDONORMA** Venezuela **ICONTEC**
Colombia **ICS** Bosnia and Herzegovina **Inspecta Sertifointi Oy** Finland **INTECO** Costa Rica **IRAM** Argentina **JQA** Japan **KFQ** Korea
LSQA Uruguay **MIRTEC** Greece **MSZT** Hungary **Nemko AS** Norway **NSAI** Ireland **NYCE-SIGE** México **PCBC** Poland **Quality Austria**
Austria **SII** Israel **SIQ** Slovenia **SIRIM QAS International** Malaysia **SQS** Switzerland **SRAC** Romania **TSE** Turkey **YUQS** Serbia

* The list of IQNET Members is valid at the time of issue of this certificate. Updated information is available under www.iqnet-certification.com



CISQ is a member of



The International Certification Network
www.iqnet-certification.com

CERTIFICATO N. 6574/3
CERTIFICATE No. _____

SI CERTIFICA CHE IL SISTEMA DI GESTIONE PER LA QUALITÀ DI
WE HEREBY CERTIFY THAT THE QUALITY MANAGEMENT SYSTEM OPERATED BY

SYNTESYS S.R.L.

Sede e Unità Operativa

Via G. Galilei, 10/1-2-3 - Zona Industriale - 35037 Selve di Teolo (PD) – Italia
Commercializzazione di prodotti per analisi di laboratorio. Produzione di prodotti per analisi di laboratorio e articoli sanitari. Progettazione e gestione della produzione di tamponi sterili per la raccolta e la conservazione di campioni biologici, anche in ambito chirurgico, con o senza terreno di trasporto.

Unità Operative

Via G. Galilei, 16/1 - Zona Industriale - 35037 Selve di Teolo (PD) – Italia *
Via San Benedetto, 48/A - Zona Industriale - 35037 Selve di Teolo (PD) – Italia *
Via G. Galilei, 3 - Zona Industriale - 35037 Selve di Teolo (PD) – Italia *
* Magazzino.

È CONFORME ALLA NORMA / IS IN COMPLIANCE WITH THE STANDARD

UNI EN ISO 9001:2015

Sistema di Gestione per la Qualità / Quality Management System

PER LE SEGUENTI ATTIVITÀ / FOR THE FOLLOWING ACTIVITIES

EA: 29 - 14

Commercializzazione di prodotti per analisi di laboratorio. Produzione di prodotti per analisi di laboratorio e articoli sanitari. Progettazione e gestione della produzione di tamponi sterili per la raccolta e la conservazione di campioni biologici, anche in ambito chirurgico, con o senza terreno di trasporto.

Trading of products for laboratory analysis. Manufacturing of products for laboratory analysis and sanitary products. Design and production management of sterile swabs for the collection and the preservation of biological samples, also for surgical application, with or without transport medium.

Riferirsi alla documentazione del Sistema di Gestione per la Qualità aziendale per l'applicabilità dei requisiti della norma di riferimento.
Refer to the documentation of the Quality Management System for details of application to reference standard requirements.

Il presente certificato è soggetto al rispetto del documento ICIM "Regolamento per la certificazione dei sistemi di gestione" e al relativo Schema specifico.
The use and the validity of this certificate shall satisfy the requirements of the ICIM document "Rules for the certification of company management systems" and specific Scheme.

Per informazioni puntuali e aggiornate circa eventuali variazioni intervenute nello stato della certificazione di cui al presente certificato, si prega di contattare il n° telefonico +39 02 725341 o indirizzo e-mail info@icim.it.

For timely and updated information about any changes in the certification status referred to in this certificate, please contact the number +39 02 725341 or email address info@icim.it.

DATA EMISSIONE
FIRST ISSUE
05/06/2013

EMISSIONE CORRENTE
CURRENT ISSUE
05/06/2022

DATA DI SCADENZA
EXPIRING DATE
04/06/2025

Vincenzo Delacqua
Rappresentante Direzione / Management Representative
ICIM S.p.A.

Piazza Don Enrico Mapelli, 75 – 20099 Sesto San Giovanni (MI)
www.icim.it



SGQ N° 004A



www.cisq.com

CISQ è la Federazione Italiana di Organismi di
Certificazione dei sistemi di gestione aziendale. CISQ
is the Italian Federation of management system
Certification Bodies.

Certificate

CISQ/ICIM S.P.A. has issued an IQNet recognized certificate that the organization:

SYNTESYS S.R.L.

Head Office and Operative Unit

Via G. Galilei, 10/1-2-3 - Zona Industriale - I-35037 Selve di Teolo (PD)

Operative Units

Via G. Galilei, 16/1 - Zona Industriale - I-35037 Selve di Teolo (PD)

Via San Benedetto, 48/A - Zona Industriale - I-35037 Selve di Teolo (PD)

Via G. Galilei, 3 - Zona Industriale - I-35037 Selve di Teolo (PD)

has implemented and maintains a/an

Quality Management System

for the following scope:

Trading of products for laboratory analysis. Manufacturing of products for laboratory analysis and sanitary products. Design and production management of sterile swabs for the collection and the preservation of biological samples, also for surgical application, with or without transport medium.

which fulfils the requirements of the following standard:

ISO 13485:2016

Issued on: **2022-06-05**

First issued on: **2014-06-21**

Expires on: **2025-06-04**

This attestation is directly linked to the IQNet Partner's original certificate and shall not be used as a stand-alone document.

Registration Number: **IT-93779**



Alex Stoichitoiu
President of IQNET



Mario Romersi
President of CISQ



This attestation is directly linked to the IQNET Member's original certificate and shall not be used as a stand-alone document.

IQNET Members*:

AENOR Spain **AFNOR Certification** France **APCER** Portugal **CCC** Cyprus **CISQ** Italy **CQC** China **CQM** China **CQS** Czech Republic
Cro Cert Croatia **DQS Holding GmbH** Germany **EAGLE Certification Group** USA **FCAV** Brazil **FONDONORMA** Venezuela **ICONTEC**
Colombia **ICS** Bosnia and Herzegovina **Inspecta Sertifointi Oy** Finland **INTECO** Costa Rica **IRAM** Argentina **JQA** Japan **KFQ** Korea
LSQA Uruguay **MIRTEC** Greece **MSZT** Hungary **Nemko AS** Norway **NSAI** Ireland **NYCE-SIGE** México **PCBC** Poland **Quality Austria**
Austria **SII** Israel **SIQ** Slovenia **SIRIM QAS International** Malaysia **SQS** Switzerland **SRAC** Romania **TSE** Turkey **YUQS** Serbia

* The list of IQNET Members is valid at the time of issue of this certificate. Updated information is available under www.iqnet-certification.com



CISQ is a member of



The International Certification Network
www.iqnet-certification.com

CERTIFICATO n. 7111/3
CERTIFICATE No. _____

SI CERTIFICA CHE IL SISTEMA DI GESTIONE PER LA QUALITÀ DI
WE HEREBY CERTIFY THAT THE QUALITY MANAGEMENT SYSTEM OPERATED BY

SYNTESYS S.R.L.

Sede e Unità Operativa

Via G. Galilei, 10/1-2-3 - Zona Industriale - 35037 Selve di Teolo (PD) – Italia
Commercializzazione di prodotti per analisi di laboratorio. Produzione di prodotti per analisi di laboratorio e articoli sanitari. Progettazione e gestione della produzione di tamponi sterili per la raccolta e la conservazione di campioni biologici, anche in ambito chirurgico, con o senza terreno di trasporto.

Unità Operative

Via G. Galilei, 16/1 - Zona Industriale - 35037 Selve di Teolo (PD) – Italia *
Via San Benedetto, 48/A - Zona Industriale - 35037 Selve di Teolo (PD) – Italia *
Via G. Galilei, 3 - Zona Industriale - 35037 Selve di Teolo (PD) – Italia *
* Magazzino.

È CONFORME ALLA NORMA / IS IN COMPLIANCE WITH THE STANDARD

UNI CEI EN ISO 13485:2016

Sistema di Gestione per la Qualità / Quality Management System

PER LE SEGUENTI ATTIVITÀ / FOR THE FOLLOWING ACTIVITIES

Commercializzazione di prodotti per analisi di laboratorio. Produzione di prodotti per analisi di laboratorio e articoli sanitari. Progettazione e gestione della produzione di tamponi sterili per la raccolta e la conservazione di campioni biologici, anche in ambito chirurgico, con o senza terreno di trasporto.

Trading of products for laboratory analysis. Manufacturing of products for laboratory analysis and sanitary products. Design and production management of sterile swabs for the collection and the preservation of biological samples, also for surgical application, with or without transport medium.

Riferirsi alla documentazione del Sistema di Gestione per la Qualità aziendale per l'applicabilità dei requisiti della norma di riferimento.
Refer to the documentation of the Quality Management System for details of application to reference standard requirements.

Il presente certificato è soggetto al rispetto del documento ICIM "Regolamento per la certificazione dei sistemi di gestione" e al relativo Schema specifico.
The use and the validity of this certificate shall satisfy the requirements of the ICIM document "Rules for the certification of company management systems" and Specific Scheme.

Per informazioni puntuali e aggiornate circa eventuali variazioni intervenute nello stato della certificazione di cui al presente certificato, si prega di contattare il n° telefonico +39 02 725341 o indirizzo e-mail info@icim.it.

For timely and updated information about any changes in the certification status referred to in this certificate, please contact the number +39 02 725341 or email address info@icim.it.

DATA EMISSIONE
FIRST ISSUE
21/06/2014

EMISSIONE CORRENTE
CURRENT ISSUE
05/06/2022

DATA DI SCADENZA
EXPIRING DATE
04/06/2025

Vincenzo Delacqua
Rappresentante Direzione / Management Representative
ICIM S.p.A.

Piazza Don Enrico Mapelli, 75 – 20099 Sesto San Giovanni (MI)
www.icim.it




SGQ N° 004 A



www.cisq.com

CISQ è la Federazione Italiana di Organismi di
Certificazione dei sistemi di gestione aziendale. CISQ
is the Italian Federation of management system
Certification Bodies.



SYNTESYS S.A.S. DI RINALDO R. & C.

VIA G. GALILEI, 10/3
35037 Z.I. SELVE DI TEOLO (PD)
TEL. +39 049 9903866 R.A. FAX +39 049 9903867
COD.FISCALE P.IVA N.REG.IMP. PADOVA 03573950288
E-MAIL INFO@SYNTESYS.IT - WEB WWW.SYNTESYS.IT

DICHIARAZIONE DI CONFORMITA'
Conformity declaration



Il sottoscritto, Rinaldo Ruggero legale rappresentante della ditta:
The undersigned, Rinaldo Ruggero legal representative of the company:

produttore/manufacturere

SYNTESYS S.a.s. di Rinaldo R. & C.

indirizzo/address

Via G. Galilei, 10/3 35037 Zona Industriale SELVE DI TEOLO (PADOVA) ITALY

O rappresentante il mandatario autorizzato entro la Unione Europea
or representing the authorized mandatary within the European Community

Mandatario autorizzato/authorized mandatary

indirizzo/address

Dichiara sotto la propria responsabilità che il prodotto/declares under his own responsibility that the product:

Denominazione/Description	Na Citrato 0,25 ml in pr. 12x86 mm t/rosa (freccia 1.25 ml VES-freccia 2.5 ml COAG.)/ Sodium citrate 0,25 ml pink stopper 12x86 mm with double level mark for E.S.R. and COAGULATION tube
Lotto/Lot Data di scadenza/Expire date
Codice/Code	318614
Materiale/Material	Polipropilene + Polietilene / Polypropylene + Polyethylene
Confezione/Pack	1000 pezzi/ 1000 pcs.

È conforme alle disposizioni della direttiva 98/79/CE e smi, concernente i dispositivi medici diagnostici in vitro e recepito in Italia con D.L. del 08/09/2000 n° 332 allegato 1 (requisiti essenziali) ed è fabbricato in accordo ai requisiti di cui all'Allegato III della sopra citata direttiva./ *It meets the CE Directive 98/79 CE about in vitro diagnostic device specifications established by the Italian law n. 332, dated 8th September 2000. The device is made according to the specifications of the III attached of the above-mentioned directive.*

Dichiara inoltre che la documentazione tecnica di supporto alla presente dichiarazione di conformità è conservata presso gli uffici dell'azienda e sarà posta alla disposizione di chi la richiede/ *declares that all technical documents attached to this conformity statment are filed in our company and can be consulted by any authorized body on demand.*

Data 13.12.2017

SYNTESYS S.a.s.
Il legale rappresentante
Rinaldo Ruggero

TECO

MEDICAL INSTRUMENTS
PRODUCTION+TRADING GMBH

Dieselstraße 1
D-84088 Neufahrn N.B.
fon: +49-8773/707 80-0
fax: +49-8773/707 80-29

TO WHOM IT MAY CONCERN

To any governmental departments,
registration and/or trade offices in MOLDOVA

Distribution Authorisation Letter

This letter confirms that **Sanmedico**
Mun. Chisinau
Str. Petricani 88/1 of. 10
Republica MOLDOVA

is the **legal, exclusive and sole** representative of **TECO Medical Instruments Production + Trading GmbH, Dieselstr. 1, 84088 Neufahrn NB, Germany**, for the territory of **MOLDOVA** only for all TECO products listed below. **Sanmedico** may participate in public and private tenders, providing sales to all TECO customers in the territory. We as manufacturer certify that our warranty is duly passed to the purchaser through **Sanmedico** for the price, delivery schedules and the specifications of the published literature, catalogues and fully covering the commodities offered.

Sanmedico will provide the following information to TECO GmbH when so required in relation to its market surveillance activities:

Reporting of incidents to TECO must take place within 3 working days
Serial number of the device, exact location of the device and the user.

Validity: January 1st, 2023 to December 31st, 2024


Termination: Confirmation ends automatically on Dec. 31st of 2024
and must be then renewed.

Products:

- Coatron M1 Semi-automated 1-channel Coagulometer (out of production)
 - Coatron M2 Semi-automated 2-channel Coagulometer (out of production)
 - Coatron X Eco Semi-automated 1-channel Coagulometer
 - Coatron X Pro Semi-automated 2-channel Coagulometer
 - Coatron X Top Semi-automated 4-channel Coagulometer
 - Coatron A4 Fully automated Coagulometer, 4 optic channels
 - Coatron A6 Fully automated Coagulometer, 6 optic channels
 - Coatron A6 plus Fully automated Coagulometer, 6 optic channels
 - Hemostasis Reagents Complete product line
- all instruments with complete accessory, consumables and spare parts

This document is signed in Neufahrn, Germany, on January 18th, 2023

TECO Medical Instruments Production+Trading GmbH


Christian Hoetzl



Certificate of Approval

This is to certify that the Management System of:

TECO Medical Instruments, Production + Trading GmbH

Dieselstr. 1, 84088 Neufahrn, Germany

has been approved by LRQA to the following standards:

ISO 13485:2016

Approval number(s): ISO 13485 – 00038268

The scope of this approval is applicable to:

Design, development, manufacturing, storage and sales of coagulation instruments and in-vitro-diagnostic reagents used in the hemostaseology and coagulation.




Paul Graaf

Area Operations Manager, Europe

Issued by: LRQA Limited



0001

**KONFORMITÄTSERKLÄRUNG
DECLARATION OF CONFORMITY**

Doc#200/08-2022

Hersteller / Manufacturer:

TECO Medical Instruments

Adresse / Address:

Production + Trading GmbH**Dieselstrasse 1, 84088 Neufahrn, Germany**

Marktakteur / Actor ID SRN:

DE-MF-000022642 <https://ec.europa.eu>

Wir erklären hier für die im Anhang A (Seite 2 – 23 IVD Produkte) spezifizierten Produkte dass sie gemäß der Richtlinie für In-vitro-Diagnostika Medizinprodukte 98/79/EC klassifiziert sind als allgemeine IVD.

Diese Konformitätserklärung wird unter der alleinigen Verantwortung des Herstellers i.V.m. Artikel 110 Abs.3 und Abs.4 der Verordnung (EU) 2017/746 und des § 8 Abs.1 des Medizinprodukte-Durchführungsgesetzes, in der jeweils geltenden Fassung, ausgestellt.

Im Falle eigenmächtiger Veränderungen am Produkt oder der nicht bestimmungsgemäßen Verwendung verliert diese Erklärung ihre Gültigkeit.

We declare herewith for the products specified in Annex A (page 2 - 23 IVD products) that they are classified as general IVD according to the In Vitro Diagnostic Medical Devices Directive 98/79/EC.

This declaration of conformity is issued under the sole responsibility of the manufacturer in according to article 110 para.3 and para.4 of Regulation (EU) 217/746 and section 8 para.1 of the Medical Device Law Implementing Act.

In case of unauthorised modifications to the products or un-intended use, this declaration loses its validity.

Sie entsprechen den anwendbaren Anforderungen der Richtlinie:

They meet applicable requirements of:

Richtlinie 98/79/EG über In-vitro-Diagnostika
klassifiziert gemäß Artikel 9 als "alle anderen Produkte"

Directive 98/79/EC on in-vitro-diagnostic medical devices
classified according to article 9 as „all other products“

Die Qualitätssicherung entspricht den Anforderungen der
Richtlinie 98/79/EG über In-vitro-Diagnostika
für diese Art von Produkten.

The Quality Assurance is in accordance with the requirements
of Directive 98/79/EC on in-vitro-diagnostic medical devices
for those kind of products.

Der implementierte QM-Prozess entspricht der EN ISO 13485:2021

The implemented QM Process complies with EN ISO 13485:2021

Die vorstehende Konformitätserklärung ist gültig für alle Chargen
dieser Produkte, die nach dem Datum der Unterzeichnung in Verkehr
gebracht wurden.

The above mentioned declaration of conformity is valid for all lots
of this product, which are distributed after the date of signature.

Das Konformitätsbewertungsverfahren entspricht Anhang III
der Richtlinie 98/79/EG über In-vitro-Diagnostika
für diese Art von Produkten.

The conformity assessment procedure complies with Annex III
of Directive 98/79/EC on in-vitro-diagnostic medical devices
for those kind of products.

Ort und Datum der Unterzeichnung:
Place and date of issue:

Neufahrn, 2022-08-31




Christian Hötzl
Verantwortliche Person / PRRC

Doc#200/08-2022

KONFORMITÄTSERKLÄRUNG – DECLARATION OF CONFORMITY

Directive 98/79/EC Annex A

Übrige Produkte – Reagenzien für In-vitro-Diagnostika

Other products – Reagents for in vitro diagnostic – general IVD

Pos.	Article No	Tradename	Unit	Generic Device Term	EMDN / GMDN Code EUDAMED DI
1	A0230-040	TEClot PT-S (Quick)	10x4ml PT-S	Prothrombin time (quick test)	W0103020101 / 30539 B-PTS-A0230-040X7
2	A0230-100	TEClot PT-S (Quick)	10x10ml PT-S	Prothrombin time (quick test)	W0103020101 / 30539 B-PTS-A0230-100WY
3	A0260-050	TEClot PT-B (Owren)	5x10ml PT-B	Prothrombin time (quick test)	W0103020199 / 55986 B-PTB-A0260-050G2
4	A0320-050	TEClot APTT-S	10x5ml APTT-S	Activated partial thromboplastin time	W0103020102 / 55982 B-APTS-A0320-050AM
5	A0401-020	TEClot TT	10x2ml TT	Thrombin time / reptilase / batroxbin time	W0103020103 / 55988 B-TT-A0401-0207P
6	A0511-020	TEClot FIB	10x2ml FIB	Fibrinogen assays (factor i)	W0103020201 / 55997 B-FIB-A0511-020N2
7	A0511-050	TEClot FIB	10x5ml FIB	Fibrinogen assays (factor i)	W0103020201 / 55997 B-FIB-A0511-050NB
8	C1010-020	TEChrom AT	6x6ml reagent FXa 3x3 ml substrate	Antithrombin	W0103020602 / 56156 B-AT-C1010-020HL
9	D2010-012	Red D-Dimer	3x4ml latex 3x7ml reaction buffer	D-Dimer	W0103020503 / 47349 B-DD-D2010-0126W
10	D2020-005	Blue D-Dimer LC	1x5ml latex LC 1x7ml reaction buffer	D-Dimer	W0103020503 / 47349 B-DD-D2020-0057E
11	P8001-010	TECal N	10x1ml	Calibration plasma for haemostasis	W0103020701 / 45786 B-CAL-P8001-005X8
12	P8200-005	TECal DD	5x1ml	Calibration plasma for haemostasis	W0103020701 / 47348 B-CAL-P8200-005XX
13	P6001-010	TEControl N	10x1ml	Control plasma for haemostasis	W0103020702 / 30590 B-CTRL-P6001-010H7
14	P6101-010	TEControl A	10x1ml	Control plasma for haemostasis	W0103020702 / 30590 B-CTRL-P6101-010HQ
15	P6201-010	TEControl A Plus	10x1ml	Control plasma for haemostasis	W0103020702 / 30590 B-CTRL-P6201-010J9
16	P5001-010	TEClot Factor II	10x1ml	Coagulation factor ii (prothrombin)	W0103020202 / 30542 B-FAC-II-P5001-010ML
17	P5101-010	TEClot Factor V	10x1ml	Coagulation factor v	W0103020204 / 30544 B-FAC-V-P5101-010AN
18	P5201-010	TEClot Factor VII	10x1ml	Coagulation factor vii	W0103020205 / 30545 B-FAC-VII-P5201-0107B
19	P5301-010	TEClot Factor VIII	10x1ml	Coagulation factor viii	W0103020207 / 30547 B-FAC-VIII-P5301-01097
20	P5401-010	TEClot Factor IX	10x1ml	Coagulation factor ix	W0103020208 / 30548 B-FAC-IX-P5401-0106C
21	P5501-010	TEClot Factor X	10x1ml	Coagulation factor x	W0103020209 / 30549 B-FAC-X-P5501-010EQ
22	P5601-010	TEClot Factor XI	10x1ml	Coagulation factor xi	W0103020210 / 30551 B-FAC-XI-P5601-010A8
23	P5701-010	TEClot Factor XII	10x1ml	Coagulation factor xii	W0103020211 / 30552 B-FAC-XII-P5701-010CJ

(Recital 23 of Directive 98/79/EC on In Vitro Diagnostics Medical Devices) - Annex A - general IVD



KONFORMITÄTSERKLÄRUNG

DECLARATION OF CONFORMITY

Doc#100/07-2021

Wir / We

TECO Medical Instruments Production and Trading GmbH

Name des Herstellers / Manufacturer's name

Dieselstrasse 1, 84088 Neufahrn, Germany

Anschrift / Address

erklären in alleiniger Verantwortung, dass die unten gelisteten IVD Zubehör Produkte:
declare under our own responsibility, that the IVD accessories products, listed below:

Doppelküvette / <i>Double cuvette</i>	Ref. 19 000 02
Einzelküvette / <i>Single cuvette</i>	Ref. 20 000 02, 24 100 00
4-fach Küvette / <i>Cuvette 4 pos/ea</i>	Ref. 80 521 10
6-fach Küvette / <i>Cuvette 6 pos/ea</i>	Ref. 80 560 00
6-fach Küvette (micro) / <i>Cuvette 6 pos/ea (micro)</i>	Ref. 80 570 00

allen anwendbaren Anforderungen folgender Richtlinien entsprechen: *meet all applicable requirements of:*

1. Richtlinie 98/79/EG über In-vitro Diagnostika und ihrem Zubehör, klassifiziert gemäß Artikel 9 als: "alle anderen Produkte"- im Sinne von Zubehör zu In vitro Diagnostika gemäß Artikel 1.

1. Directive 98/79/EC on In-vitro diagnostic medical devices and their accessories, classified according to article 9 as: "all other products" – and in term of accessories for in vitro diagnostics according to article 1.

2. Richtlinie 2011/65/EU (RoHS III)

2. Directive 2011/65/EU (RoHS III)

Das QM-System des Herstellers ist zertifiziert nach:

The QM-system of the manufacturer is certified for:

EN ISO 13485:2016

EN ISO 13485:2016

Konformitätsbewertungsverfahren gemäß:

Conformity assessment procedure according to:

Gemäß Anhang III der Richtlinie 98/79/EG

According to Annex III of Directive 98/79/EC

Ort und Datum der Unterzeichnung:
Place and date of issue:

Neufahrn, 27.07.2021
Neufahrn, July 27, 2021

Matthias Dieckmann
General Manager



TECO

MEDICAL INSTRUMENTS
PRODUCTION+TRADING GMBH

Dieselstraße 1
D-84088 Neufahrn N.B.
fon: +49-8773/707 80-0
fax: +49-8773/707 80-29

Neufahrn, 26/04/2018

TO WHOM IT MAY CONCERN

We confirm that the instruments Coatron X Eco, Coatron X Pro and Coatron X Top have a closed cuvette system. Cuvettes have to be purchased with voucher identification code from TECO GmbH.



Christian Hoetzel
General Manager
TECO Germany



Quality Management
We are certified
Voluntary participation in regular
monitoring according to ISO 9001:2008



TECO

MEDICAL INSTRUMENTS
PRODUCTION+TRADING GMBH

Dieselstraße 1
D-84088 Neufahrn N.B.
fon: +49-8773/707 80-0
fax: +49-8773/707 80-29

CERTIFICATE

for: **Mr. Vitalie Goreacii**

Company: **Sanmedico SRL**
Str. Petricani 88/1, oficiul 10
Chisinau - Rep. Moldava MD-2059
MOLDOVA

have participated with success at the intensive training session:

Application and technical training for following instruments:

- **Coatron X series**
 - **Installation**
 - **Application**
 - **General use, also in combination with TECAM Software**
 - **Technical and After Sales Service**

Supervisors: **Mr. Chr. Hoetzi and Mrs. Wendy Guo**

Place of Training: **TECO – Germany**

Date: **November 18th, 2019**



Christian Hoetzi
General Manager



TOP
INNOVATION
2017 - 2018

Clotting
Chromogenic
Immunturbidimetric

Coatron

Semi-automated
Coagulation Analyzer Series

With 1, 2 or 4 optical channels



TECO

Innovation in Coagulation

A new area of manual and semi-automated Coagulation Analyser rise up

The Coatron X instrument line is a consequent continuation in the development of the Coatron product line. Over 25 years in experience and innovation is the reference for our new Coatron X instrumentation line.

The unique detection principle in combination with the high-level analytical algorithm calculates exact, precise and reproducible results.

Easy in operation – self instructing user dialogue - reliable

Highest optical resolution, enlarged optic range, smallest sample and reagent volume

0.1 mOD, 0 - 3800 mOD, just with 75 µL sample and reagent volume

Complete optical analysis

No further parts required, like balls, stirrers etc.

Adaptation of the light level

Automatic light level adjustment of the optic channels to each sample

Exclusion of disturbance

Stray light reduction, exact temperature control, all parameter are preset

“Complete range of Coagulation Analysis with the highest standard and reliability. The new generation of Coagulation instruments with optical detection are here.”

Coatron X - product family



With 1, 2 or 4 optical channels.

www.teco-medical.com

Prepared for the daily routine and the upcoming requirements


One instrument – many possibilities

The Coatron X family is prepared to work with one, two or four channels. The built-up and functionality is specifically designed to each instrument version and requirements. The operation with the intuitive user dialogue and handling of the detection results are easy and effective. The possibility to connect the instrument to the **TECO Cloud** offers new perspective of instrument, reagent and consumables verification and handling. The precise and correct patient result is what we want to secure.



Quality is our basic demand

TECO develop and produce with qualified and specialized companies, located in Germany. High reliability, nearly maintenance free instruments are our benefit. Our reference is 25 years, in worldwide laboratories, with satisfied users.



TECO Cloud Services – A strong data bank and application service behind

All instrument versions of the Coatron X family are connectable via Bluetooth to Smart-devices, like mobile devices, tablets, etc. with a specific APP or direct access to the TECO Cloud Services.



Coatron	Eco	Pro	Top
General			
Dimensions	230 x 148 x 94 mm (l, b, h)		
Display	Colored touch display 4.3"		
Pre-warm temperature	37°C		
Pre-warm cuvettes (pcs.)	10	20	20
Pre-warm reagent 24mm (pcs.)	1	1	1
Pre-warm reagent 22mm (pcs.)	2	2	2
Pre-warm reagent 11mm (pcs.)	2	2	2
Reagent mixing position	-	1	1
Power values	110-240Vac, 50-60Hz / 5Vdc, 3.3A		
Interfaces			
RS232 (2x)	Printer, Barcode reader		
USB (2x)	Network, Firmware update		
Bluetooth	TECO Cloud, App		
Optic / tests			
Optic channels	1	2	4
Wavelength (nm)	620 (red)	405 (UV)	405 (UV)
Global Coag. tests	PT, APTT, TT, FIB		
Specific Coag. tests	-	individual factors	
Chromogenic Coag. tests	-	AT, PC	
Latex based tests	D-Dimer		
Whole blood tests	PT-B	-	-



The details make the difference

Coatron X


The remarkable details in every single component is achieved by selecting of premium suppliers.

The performance of a high level instrument is strongly depending on the concept in general and the perfect usability to reach the requirements of a modern laboratory analyser.

Priority No. 1 was to get a daily routine reliability and easy-to-use operation.

Software and connection possibilities

With the Coatron X product family starts a new time line in analysis management and service maintenance. Operation via intuitive, colored touchscreen, as well patient result management are perfectly optimized.



Operation details

Coatron	Eco	Pro	Top
Operation			
Touchscreen 4.3"	✓	✓	✓
Real time clock	✓	✓	✓
Stopwatch	✓	✓	✓
Language selection	✓	✓	✓
Interfaces			
USB to LIS	✓	✓	✓
Network to LIS (TECAM software required)	✓	✓	✓
Management			
Test calibration	✓	✓	✓
Tracking to Pat.ID, Patient ID, Sample ID or Auto ID	✓	✓	✓
Automatic optic start (no Starterpipette required)	✓	✓	✓
Double determination	✗	✓	✓
Sample management (ID)	✗	✓	✓
Reagent management (ID) (lot und expiry)	✗	✓	✓
Internal result databank	✗	✓	✓
Patient identification with barcode		optional	



Intuitive operation and control

Clear and easy to operate user dialogue with a high quality colored touchscreen

- Direct usable
- Short learning phase
- Logic, intuitive operation
- Reliable touchscreen surface
- Quick touch response



For small and mediate laboratory requirements

Concept is suitable for daily routine work in Coagulation laboratories and hospitals

- Three different versions available, depending on number of samples per day
- In maximum up to 4 optic channels available

Interfaces

RS232 (2x)

- For external serial printer and external barcodereader

LIS/USB

Bluetooth



Integrated barcode scan for reagents.





TECO Cloud Services

A strong data bank and application service behind

All instrument versions of the Coatron X family are connectable via Bluetooth to Smart-devices, like mobile devices, tablets, etc. with a specific APP or direct access to the TECO Cloud Services.



For trading partners worldwide, please visit our web-page

TECO Medical Instruments Production + Trading GmbH
Dieselstr. 1, 84088 Neufahrn, Germany
Tel.: +49 (0) 8773 70780-0, Fax +49 (0) 8773 70780-29
info@teco-gmbh.com, www.teco-medical.com

TECO
Innovation in Coagulation



IVD

REF

A0230-010, A0230-040, A0230-100,

Intended Use

This product is used for the determination of prothrombin time (PT) in plasma according to Quick^{1,2}. The test is sensitive to the extrinsic pathway coagulation factors II, V, VII, X and fibrinogen and therefore used for oral anticoagulant therapy with Vitamin-K inhibitors like Warfarin or Marcumar and also for the quantitative determination of extrinsic coagulation factors. The PT measures the extrinsic clotting time (factor VII activation) of test plasma after the addition PT reagent.

Contents & Determinations

Product	TECLOT PT-S	TECLOT PT-S	TECLOT PT-S
Cat.No.	A0230-010	A0230-040	A0230-100
PT-S Reagent*	5x2 mL	10x4 mL	10x10 mL

Determinations

Coatron M**	200 Det.	800 Det.	2000 Det.
Coatron A4	100 Det.	400 Det.	1000 Det.
Coatron A6	200 Det.	800 Det.	2000 Det.

*contains an extract of Rabbit brain with buffer, stabilizers and Calcium chloride.

**Micro method (75µL in total)

Preparation

Reconstitute with high purity water with the volume stated on the vial label.

A0230-010	A0230-040	A0230-100
2 mL	4 mL	10 mL

Let stand at room temperature with occasional swirling for at least 15 min. Then place reagent into instrument and let incubate for further 15 min. The reagent sediments and must be swirled before each testing. On Coatron instruments, you can use a mixing bar for this.

Storage & Stability

Unopened reagents are stable until the expiration date shown on the label stored at 2°-8°C. Opened reagent:

	2-8 °C	20-25 °C	37°C
PT Reagent	5 days	36 hours	8 hours

Precautions

Avoid contact with skin and eyes. Wear suitable protective clothing. Dispose components in compliance with local regulations for infectious material. All components are checked for HIV, HBV, HCV. However products from human blood should be considered as potentially infectious.

Specimen collection and storage⁴

- Obtain venous blood by clean vein puncture.
- Immediately mix 9 parts blood with 1 part 3.2% sodium citrate (0.105M) and mix well
- Centrifuge the specimen at 1500g for 10 min. (platelet < 10000/µL)
- Separate plasma after centrifugation and store in plastic or siliconised glass tube.
- Use plasma within 4 hours, otherwise store frozen and thaw just prior to use.

Stability of plasma: 4h at 18-26°C 8h at 2-8° 30d at -20°C 6m at -70°C

Procedure

A. Automated Method: Coatron A

Prothrombin Time		A4		A6				A4		A6	
PAT	Patient	50µl	CP1	25µl	CP1	Incubation	0s	SENS	2		
BUF	IBS Buffer	0µl	P39	0µl	P79	Maxtime	120s	POINTS	4		
CLR	-	0µl	-	0µl	-	Unit	251	MIX	No		
DP	-	0µl	P00	0µl	P00	Method	Coag	Clean	0	0	
R0	-	0µl	P00	0µl	P00	Math	log XY	Multi	1	3	
R1	-	0µl	P00	0µl	P00	CT-Mech	No	S-Corr	0%		
R2	PT Reagent	100µl	P25	50µl	P46	Deadtime	7s	T-Corr	30% - 4s		

B. Manual Method: Coatron M system

- Incubate PT reagent at 37°C for at least 10 minutes
- Pipette 25 µl of sample into a test cuvette. Incubate at 37°C for 1-2 minutes.
- Add 50 µl of PT reagent (37°C) and simultaneously start test.
- Record the clotting time in seconds.

For other instrument, please refer to your instrument manual for more detailed instrument specific instructions.

Symbol keys

Expiry date	In Vitro Diagnostica	Biological hazard	Catalogue Number	Reconstitute with dest. water	Consult accompanying documents
Store at 2-8°C	EU conformity	Manufacturer	Lot. Number	Ready to use	Authorized Representative

Expected Results

Typical seconds: 11 – 18 sec
Normal range: 70 - 130% 0.85 – 1.15 INR

However results are influenced by instruments, technique, calibration etc. Each laboratory is recommended to establish its own range on the specific instrument used.

Standardisation and Calibration

The PT result is expressed as seconds or activity (% Quick) or INR (International Normalised Ratio).

INR results:

were calculated from normal time and ISI value (international sensitivity index). First is obtained by running fresh plasma from a pool of healthy individuals. The ISI value is stated in the LOT specific certificate of analysis.

$$INR = \left(\frac{Patient\ PT}{Normal\ PT} \right)^{ISI}$$

Activity % (Quick) result:

were calculated from a calibration curve, which is prepared from reference plasma (e.g. TECAL N) and dilutions in saline solution like 0.9% NaCl₂ or TECLOT IBS buffer. At least three or more calibration points are recommended. The calibration curve must be confirmed with control plasma in normal and abnormal range.

% of normal	100%*	50%	25%	12.5%**
diluted in saline	not dil.	1+1	1+3	1+7

*The median of at least 21 healthy individuals is defined as 100%.⁵

**12.5% dilution may cause "+++" results in some cases, because the level of fibrinogen is too high diluted for optical detection.

Quality Control

TEControl or other commercial control plasma should be used for reliable quality control of performance at a frequency in accordance with good laboratory practice (GLP). TEControl can be frozen one time after reconstitution. 120-150 µl stored in closed polypropylen tubes at -20°C is stable for 30 days

Limitations

Great care must be taken to minimize variations which may occur by seemingly insignificant factors.

A. Specimen Collection. AVOID:

- Use only plastic tubes or siliconised glass.
- Delayed mixing of blood with anticoagulant.
- Contamination with tissue thromboplastin.
- Improper ratio of anticoagulant with blood.
- Hemolyzed, icteric or lipemic samples may interfere optical systems

B. Laboratory Techniques

- Perform tests at 37°C.
- Use only high purity water.
- Optimum pH is 7.0-7.5.
- ISI value is not constant within the first 30 min after reconstitution.
- Reagent sediments and must be swirled before each testing.

Performance Characteristics

Typical performance on instrument Coatron M4

Precision: CV% (within run) CV% (inter-runs)
Normal control < 3.0 < 5.0
Abnormal control < 3.0 < 5.0

Warranty

This product is warranted to perform in accordance with its labelling and literature. TECO disclaims any implied warranty of merchantability or fitness for any other purpose, and in no event will TECO be liable for any consequential damages arising out of aforesaid express warranty.

References

- Quick, A.J., The Hemorrhagic Diseases and the Physiology of Hemostasis. Charles C. Thomas: Springfield, IL. 1942.
- Quick, A.J., Hemorrhagic Diseases. Lea and Febiger: Philadelphia. 1957.
- Miale, J.B., Laboratory Medicine-Hematology, 4th Edition. C.V. Mosby: St. Louis. 1972.
- National Committee for Clinical Laboratory Standards: Guidelines for the Standardized Collection, Transport and Preparation of Blood Specimens for Coagulation Testing and Performance of Coagulation Assays.
- Besselaar A M H P van den, Lewis SM, Mannucci P n Poller L. 1993. Status of present and candidate International Reference Preparations (IRP) of thromboplastin for prothrombin time. Thromb Hemostas 69; 85
- Besselaar A M H P van den. 1991. The significance of the International Normalized Ratio (INR) for oral anticoagulant therapy. H17CC 3; 146153.





IVD

REF

A0501-010, A0501-025, A0511-020, A0511-050

Intended Use

The TEClot FIB is intended for the quantitative determination of fibrinogen in human plasma according to method developed by Clauss.¹ Levels of fibrinogen can increase as a result of inflammation, pregnancy or oral contraceptive use². Decreased levels can be found in certain states such as liver disease and DIC. Congenital deficiencies include afibrinogenemia (no detectable fibrinogen), hypofibrinogenemia (<1 mg/ml) and dysfibrinogenemia (abnormal fibrinogen molecule).


Contents & Preparation

Product	TEClot FIB Kit-10	TEClot FIB Kit-25	TEClot FIB	TEClot FIB
Cat.No.	A0501-010	A0501-025	A0511-020	A0511-050
Thrombin Reagent	5x2 mL	5x5 mL	10x2 mL	10x5 mL
IBS Buffer	1x125 mL	1x125 mL	-	-
TECal Normal	1x1 mL	1x1 mL	-	-
TEControl A	1x1 mL	1x1 mL	-	-

Determinations

Coatrom M*	400 Det.	1000 Det.	800 Det.	2000 Det.
Coatrom A4	200 Det.	500 Det.	400 Det.	1000 Det.
Coatrom A6	200 Det.	500 Det.	400 Det.	1000 Det.

*Micro method (75µl in total)

- Thrombin Reagent: Contains bovine thrombin (~80NIH) with stabilizers
REF: A0501-010/A0511-020: Reconstitute with 2mL purified water
REF: A0501-025/A0511-050: Reconstitute with 5mL purified water
- IBS Buffer: Ready to use. Contains Imdazole buffered saline
- TECal Normal: Reconstitute with 1 mL purified water. Contains citrated human plasma.
- TEControl A: Reconstitute with 1 mL purified water. Contains citrated human plasma. 

Swirl gently after reconstitution and allow standing for 15 minutes at room temperature. Mix well before use. Do not shake.

Storage & Stability

Unopened reagents are stable until the expiration date shown on the label stored at 2°-8°C. Opened reagent:

Thrombin Reagent*	2-8 °C	15-25 °C	37 °C
	12 days	5 days	24 hours
TEControl or Plasma	2-8 °C	15-25 °C	-20 °C
	8 hours	4 hours	30 days

* Reagent must be protected from UV-light and evaporation

Precautions

Avoid contact with skin and eyes. Wear suitable protective clothing. Dispose components in compliance with local regulations for infectious material. All components are checked for HIV, HBV, HCV. However products from human blood should be considered as potentially infectious.

Specimen collection and storage³

- Obtain venous blood by clean vein puncture.
- Immediately mix 9 parts blood with 1 part 3.2% sodium citrate (0.105M) and mix well
- Centrifuge the specimen at 1500g for 10 min. (platelet < 10000/µL)
- Separate plasma after centrifugation and store in plastic or siliconised glass tube.
- Use plasma within 4 hours, otherwise store frozen and thaw just prior to use.

Procedure

A. Automated Method. Coatrom A

Fibrinogen		A4		A6				A4		A6	
PAT	Patient	10µl	CP1	10µl	CP1	Incubation	0s	SENS	0		
BUF	IBS Buffer	90µl	P39	90µl	P79	Maxtime	120s	POINTS	4		
CLR	-	0µl	-	0µl	-	Unit	769	MIX	No		
DP	-	0µl	P00	0µl	P00	Method	Coag	Clean	1	3	
R0	-	0µl	P00	0µl	P00	Math	log XY	Multi	1	1	
R1	-	0µl	P00	0µl	P00	CT-Mech	Yes	S-Corr	0%		
R2	Fibrinogen	50µl	P29	50µl	P49	Deadtime	3s	T-Corr	0%		

Symbols key:

Expiry date	In Vitro Diagnostica	Biological hazard	Catalogue Number	Consult accompanying documents
Store at 2-8°C	EU conformity	Manufacturer	Lot. Number	Authorized Representative

B. Manual Method: Coatrom M

- Preparation of Standard, Control and Patient Dilutions

Standard Dilution	Plasma	IBS Buffer
1:5	200µL Standard	800µL
1:10	500µL 1:5 STD	500µL
1:20	500µL 1:10 STD	500µL
1:40	500µL 1:20 STD	500µL
Patient or Control	100µL Plasma	900µL

- Pipette **50 µl diluted standard or patient plasma** (1:10) into a test cuvette. Prewarm at 37°C for 1-2 minutes.

- Add **25 µl Thrombin reagent** and simultaneously start test.

For other instrument, please refer to your instrument manual for more detailed instrument specific instructions.

Calibration

TECal Normal or other commercially prepared plasma standard in which Fibrinogen has been determined should be used as reference (200-300mg/dL). Plot the clotting time obtained with each of the FIB standard dilutions on the y-axis against the concentration of FIB (mg/dL) on the x-axis using log-log graph paper. The line of best fit should be determined by linear regression analysis. The fibrinogen in plasma samples can be determined by interpolation from the calibration curve.

Expected Results

Typical normal results are 180-450 mg/dL^{4,5}. However results are influenced by the method of clot detection and can vary from laboratory to laboratory. Each laboratory is recommended to establish its own normal range on the specific instrument used.

Quality Control

TEControl or other commercial control plasma should be used for reliable quality control of performance at a frequency in accordance with good laboratory practice (GLP). TEControl can be frozen one time after reconstitution. 120-150 µl stored in closed polypropylen tubes at -20°C is stable for 30 days

Limitations

- Specimen Collection. AVOID:
 - Use only plastic tubes or siliconised glass.
 - Delayed mixing of blood with anticoagulant.
 - Contamination with tissue thromboplastin.
 - Improper ratio of anticoagulant with blood.
 - Hemolyzed, icteric or lipemic samples may interfere optical systems
- Laboratory Techniques
 - Perform tests at 37°C.
 - Use only high purity water.
 - Optimum pH is 7.0-7.5.

Performance Characteristics

Precision:	CV% (within run)	CV% (inter-runs)
Normal control	< 5.0	< 5.0
Abnormal control	< 5.0	< 10.0

(Typical performance on instrument Coatrom M4)

Warranty

This product is warranted to perform in accordance with its labelling and literature. TECO disclaims any implied warranty of merchantability or fitness for any other purpose, and in no event will TECO be liable for any consequential damages arising out of aforesaid express warranty.

References

- Clauss, A., Gerinnungsphysiologische Schnellmethode zur bestimmung des Fibrinogens. Acta Haematol., 1957, 17: 237-246.
- Shaw, T.S., Assays for Fibrinogen and its Derivatives, CRC Crit. Rev. Clin. Lab. Sci., 1977, 8: 145-192.
- National Committee for the National Laboratory (NCCLS) Standards: Collection transport and preparation of blood specimens for coagulation testing and performance of coagulation assays. Document H21-A2, vol. 11, No. 23, 1991.
- Scully, R.E. et al., Normal Reference Laboratory Values, N. Eng. J. Med., 1980, 302(37) : 37-48.
- Okuno, T. and Selenko, V., Amer. J. Med. Tech., 1972, 38(6) : 196-201.



IVD

REF

A0501-010, A0501-025, A0511-020, A0511-050

Verwendungszweck

TEClot FIB wird zur quantitativen Bestimmung von Fibrinogen im menschlichen Plasma nach einer von Clauss¹ entwickelten Methode verwendet. Der Fibrinogenpegel kann auf Grund von Entzündungen, Schwangerschaft und dem Gebrauch von Ovulationshemmern ansteigen². Geringere Konzentrationen können bei verschiedenen Krankheiten wie Leberversagen und DIC auftreten. Angeborene Defizite beinhalten Afibrinogenämie (kein auffindbares Fibrinogen), Hypofibrinogenämie (<1 mg/ml) und Dysfibrinogenämie (abnormale Fibrinogenmoleküle).

Inhalte und Vorbereitungen

Produkt	TEClot FIB Kit-10	TEClot FIB Kit-25	TEClot FIB	TEClot FIB
Kat. Nr.	A0501-010	A0501-025	A0511-020	A0511-050
Thrombin Reagenz	5x2 mL	5x5 mL	10x2 mL	10x5 mL
IBS Puffer	1x125 mL	1x125 mL	-	-
TECal Normal	1x1 mL	1x1 mL	-	-
TEControl A	1x1 mL	1x1 mL	-	-

Bestimmungen

	400 Def.	1000 Def.	800 Def.	2000 Def.
Coatron M*				
Coatron A4	200 Def.	500 Def.	400 Def.	1000 Def.
Coatron A6	200 Def.	500 Def.	400 Def.	1000 Def.

*Mikromethode (75µL insgesamt)

- Thrombin Reagenz:
Enthält Rinderthrombin (~80 NIH) mit Stabilisatoren.
REF: A0501-010/A0511-020: mit 2ml hochreinem Wasser anlösen
REF: A0501-025/A0511-050: mit 5ml hochreinem Wasser anlösen
- IBS Puffer: gebrauchsfertig, 125ml
Enthält gepufferte Natriumchlorid Lösung, pH 7,3-7,4
- TECal Normal: Mit 1ml hochreinem Wasser anlösen
Enthält mit Zitrat versetztes menschliches Plasma.
- TEControl A: Mit 1ml hochreinem Wasser anlösen
Enthält mit Zitrat versetztes menschliches Plasma.

Nach der Anlösung vorsichtig leicht schwenken und bei Raumtemperatur 15 Minuten stehen lassen. Vor Gebrauch gut mischen. Nicht schütteln.

Lagerung und Stabilität

Ungeöffnete Reagenzien sind bei Lagerung zwischen 2-8°C bis zum auf dem Etikett angegebenen Verfallsdatum haltbar. **Geöffnete Reagenzien:**

Thrombin Reagenz*	2-8 °C	15-25 °C	37 °C
	12 days	5 days	24 Std
TEControl oder Plasma	2-8 °C	15-25 °C	-20 °C
	8 Std	4 Std	30 Std

* Reagenz muss vor UV-Licht und Verdunstung geschützt werden.

Vorsichtsmaßnahme

Haut- & Augenkontakt vermeiden. Abfälle gemäß lokaler Richtlinien für infektiöse Materialien entsorgen. Alle Bestandteile wurden auf HIV, HBV und HCV getestet. Trotzdem müssen Produkte aus menschlichem Blut immer als potentiell infektiös behandelt werden.

Probenentnahme und Lagerung³

- Venöses Blut mittels Venenpunktur unter sauberen Bedingungen entnehmen.
- Sofort 9 Teile Blut mit einem Teil 3,2% Natriumzitrat (0,105M) gut mischen.
- Probe bei 1500g 10 Minuten lang zentrifugieren (Thrombozyten <10000/µl)
- Plasma nach der Zentrifugierung entfernen und in einem Röhrchen aus Plastik oder silikonisiertes Glas aufbewahren.
- Plasma innerhalb von 4 Stunden verwenden, andernfalls gefroren lagern und kurz vor Gebrauch auftauen.

Verfahren

A. Automatenmethode: Coatron A

Fibrinogen		A4		A6				A4		A6	
PAT	Patient	10µl	CP1	10µl	CP1	Incubation	0s	SENS	0		
BUF	IBS Buffer	90µl	P39	90µl	P79	Maxtime	120s	POINTS	4		
CLR	-	0µl	-	0µl	-	Unit	769	MIX	No		
DP	-	0µl	P00	0µl	P00	Method	Coag	Clean	1	3	
R0	-	0µl	P00	0µl	P00	Math	log XY	Multi	1	1	
R1	-	0µl	P00	0µl	P00	CT-Mech	Yes	S-Corr	0%		
R2	Fibrinogen	50µl	P29	50µl	P49	Deadtime	3s	T-Corr	0%		

Erklärung der Symbole:

Verfallsdatum	IVD	In-Vitro Diagnostik	Biologische Gefahr	REF	Katalog-Nummer	i	Begleitpapiere beachten	
Bei 2-8°C lagern	CE	EU Konformität	Hersteller	LOT	Lot.-Nummer	EC	REP	Bevollmächtigter

B. Manuelle Methode: Coatron M

- Vorbereitung von Standard-, Kontroll- und Patientenlösungen

Standardlösung	Plasma	IBS Puffer
1:5	200µL Standard	800µL
1:10	500µL 1:5 STD	500µL
1:20	500µL 1:10 STD	500µL
1:40	500µL 1:20 STD	500µL
Patient oder Kontrolle	100µL Plasma	900µL

- 50µl verdünntes Standard- oder Patientenplasma (1:10) in eine Küvette pipettieren. Bei 37°C für 1-2 Minuten erwärmen
- 25µl Thrombinreagenz hinzufügen und gleichzeitig Test starten.
- Wenn Sie ein anderes Gerät verwenden, lesen Sie bitte für genauere Informationen die entsprechende Geräteanleitung.

Kalibrierung

TECal Normal oder anderes kommerzielles Standardplasma, mit bekanntem Fibrinogengehalt, sollte als Referenz (200-300 mg/dl) verwendet werden. Geben Sie die Gerinnungszeit jeder FIB Standard Lösung auf der Y- Achse gegen die FIB Konzentration (mg/dl) auf der X- Achse an. Verwenden Sie Millimeterpapier. Die Reihe der besten Ergebnisse sollte durch lineare Regressionsanalyse bestimmt werden. Fibrinogen in den Plasmaproben kann durch Interpolation der Kalibrierungskurve bestimmt werden.

Erwartete Ergebnisse

Typische normale Ergebnisse sind 180-450mg/dl^{4,5}. Die Ergebnisse sind jedoch von der Methode, wie die Gerinnungszeit bestimmt wird, abhängig und können von Labor zu Labor variieren. Jedem Labor wird empfohlen, seinen eigenen normalen Ergebnisbereich auf dem verwendeten Instrument zu erstellen.

Qualitätskontrolle

TEControl oder anderes kommerzielles Kontrollplasma sollte, um eine gute Qualität sicherzustellen, in regelmäßigen Abständen entsprechend Laborrichtlinien gemessen werden. In regelmäßigen Abständen entsprechend Laborrichtlinien gemessen werden. TEControl kann einmalig wieder eingefroren werden. Hierfür 120-150µl in einem verschließbaren polypropylen Gefäß bei -20°C aufbewahren und innerhalb der nächsten 30 Tage verwenden.

Beschränkungen

- Probenvorbereitung. Achten Sie auf:
 - nur Plastikröhrchen oder silikonisiertes Glas verwenden
 - verzögertes Mischen von Blut mit Antikoagulanzen vermeiden
 - Kontamination mit Gewebethromboplastin vermeiden
 - falsches Verhältnis von Antikoagulanzen und Blut vermeiden
 - Hämolytische, lipämische oder ikterische Proben können optische Systeme stören
- Labortechniken
 - Tests bei 37°C durchführen
 - nur hochreines Wasser verwenden
 - der optimale pH Wert ist 7,0-7,5

Leistungsdaten

Präzision:	VK% (Einzelauf)	VK% (Mehrfachlauf)
Normale Kontrolle	< 5.0	< 5.0
Abnormale Kontrolle	< 5.0	< 10.0

(Typische Leistung beim Gerät Coatron M4)

Garantie

Es wird garantiert, dass die Wirkungsweise dieses Produktes den Angaben auf der Packung und in der Produktliteratur entspricht. TECO haftet weder für die Veräußerlichkeit oder Eignung dieses Produktes für irgendwelche andere Zwecke noch für irgendwelche Folgeschäden, die sich aus der vorstehenden, expliziten Garantie ergeben.

Referenzen

- Clauss, A., Gerinnungsphysiologische Schnellmethode zur Bestimmung des Fibrinogens. Acta Haematol., 1957, 17: 237-246.
- Shaw, T.S., Assays for Fibrinogen and its Derivatives, CRC Crit. Rev. Clin. Lab. Sci., 1977, 8: 145-192.
- National Committee for the National Laboratory (NCCLS) Standards: Collection transport and preparation of blood specimens for coagulation testing and performance of coagulation assays. Document H21-A2, vol. 11, No. 23, 1991.
- Scully, R.E. et al., Normal Reference Laboratory Values, N. Eng. J. Med., 1980, 302(37) : 37-48.
- Okuno, T. and Selenko, V., Amer. J. Med. Tech., 1972, 38(6) : 196-201.



IVD

REF

A0501-010, A0501-025, A0511-020, A0511-050

Revisions-Übersicht:

Rev.	am	Änderung durch	Gültig für	Freigabe am	Freigabe durch
1	5.4.11	WG	Technoclone FIB		
	Beschreibung:	New box insert for Technoclone FIB.			
2	21.12.11	CB	Technoclone FIB	21.12.11	CH
	Beschreibung:	Neue Stabilitätsangaben. Die Vorgaben wurden dem Technoclone Stability Test Report „TC6E0C.01“ vom 5.5.2010 entnommen.			
3	11.11.13	CB	Technoclone FIB		
	Beschreibung:	<ul style="list-style-type: none"> - Protokoll für A4+A6 - Stabilitätsdaten neu 			
4	16.10.17	AR	Technoclone FIB	16.10.17	CH
	Beschreibung:	Technoclone Puffer (A0591-090) wird ersetzt durch IBS (A0590-125) (wegen deutlicher Messunterschiede bei Coatron A und X Serie) Wertermittlung für das CoA erfolgt ebenso mit IBS (A0590-125)			
5	23.01.18	VG	Technoclone FIB	23.01.18	VG
	Beschreibung:	Neue Stabilitätsangaben von Technoclone vom Thrombin Reagent.			





IVD

REF

P6001-010

Intended Use

Use as a normal control for following coagulation tests:

**PT, APTT, Thrombin time, Fibrinogen,
Anti-thrombin and D-Dimer**

Contents

10 x 1mL freeze dried citrate-anticoagulated human plasma

Preparation

Reconstitute individual vials with **1,0 ml** distilled water. Allow to stand at room temperature, with occasional swirling, for 15 min before use. Be certain all particulate matter is well dissolved.

PT whole blood (TEClot PT-B): Reconstitute individual vials with **1,7 ml** distilled water.

Storage & Stability

Unopened vials are stable until the expiration date shown on the label stored at 2°-8°C.

Dissolved plasma change analytic levels below 10% if stored as following:

-20 °C	2-8 °C	20-25 °C
1 month	8 hours	4 hours

Dissolved plasma can be refrozen only one time in aliquots (120-150µL). Stored at -20°C in closed polypropylene tubes, the aliquots must be used within 30 days.

Precautions

This product contains substance from human origin!
Avoid contact with skin and eyes. Wear suitable protective clothing. Dispose components in compliance with local regulations for infectious material. All components are checked for HIV, HBV and HCV. However products from human blood should be considered as potentially infectious.

Expected Results

Refer to "Certificate of Analysis".

Warranty

This product is warranted to perform in accordance with its labelling and literature. TECO disclaims any implied warranty of merchantability or fitness for any other purpose, and in no event will TECO be liable for any consequential damages arising out of aforesaid express warranty.

Symbols key:

Expiry date	In Vitro Diagnostica	Biological hazard	Catalogue Number	Consult accompanying documents
Store at 2-8°C	EU conformity	Manufacturer	Lot. Number	Authorized Representative





Verwendungszweck

Als normale Kontrolle für folgende Gerinnungstests verwenden:

**PT, APTT, Thrombinzeit, Fibrinogen,
Antiithrombin und D-Dimer**

Inhalt

10 x 1mL gefriergetrocknetes mit Zitrat versetztes gerinnungshemmendes Humanplasma

Vorbereitung

Die einzelnen Fläschchen mit 1,0ml destilliertem Wasser anlösen. Fläschchen bei Raumtemperatur bis zur Anwendung unter gelegentlichen Verwirbeln 15 Minuten lang stehen lassen. Stellen Sie sicher, dass alle Partikel gut aufgelöst sind.

Vollblut PT (TEClot PT-B): einzelne Fläschchen mit 1,7ml destilliertem Wasser anlösen.

Lagerung und Stabilität

Ungeöffnete Fläschchen sind bei Lagerung zwischen 2-8°C zum bis auf dem Etikett angegebenen Verfallsdatum haltbar.

Gelöstes Plasma verändern die analytischen Levels unter 10% wenn wie folgt gelagert:

-20 °C	2-8 °C	20-25 °C
1 Monat	8 Stunden	4 Stunden

Gelöstes Plasma kann einmalig wiedereingefroren werden. Die Aliquots (120-150µL) sind 30 Tage haltbar, wenn sie in polypropylen Gefäßen bei -20°C aufbewahrt werden.

Vorsichtsmaßnahmen

Dieses Produkt enthält Substanzen humanen Ursprungs! Haut- und Augenkontakt vermeiden. Angemessene Schutzkleidung tragen. Abfälle laut lokaler Regelungen für infektiöse Materialien entsorgen. Alle Bestandteile wurden auf HIV, HBV und HCV getestet. Trotzdem müssen Produkte aus menschlichem Blut immer als potentiell infektiös angesehen werden.

Erwartete Ergebnisse

Lesen Sie das Analysenzertifikat

Garantie

Es wird garantiert, dass die Wirkungsweise dieses Produkts den Angaben auf der Packung und in der Produktliteratur entspricht. TECO haftet weder für die Verkäuflichkeit oder Eignung dieses Produktes für irgendwelche andere Zwecke noch für irgendwelche Folgeschäden, die sich aus der vorstehenden, expliziten Garantie ergeben.

Erklärung der Symbole:

Verfallsdatum	In-Vitro Diagnostik	Biologische Gefahr	Katalog-Nummer	Begleitpapiere beachten
Bei 2-8°C lagern	EU Konformität	Hersteller	Lot. - Nummer	Bevollmächtigter





IVD

REF

P6101-010

Intended Use

Use as an abnormal control for following coagulation tests:

**PT, APTT, Thrombin time, Fibrinogen,
Antithrombin and D-Dimer**

Contents

10 x 1mL freeze dried citrate-anticoagulated human plasma

Preparation

Reconstitute individual vials with **1,0 ml** distilled water. Allow to stand at room temperature, with occasional swirling, for 15 min before use. Be certain all particulate matter is well dissolved.

PT whole blood (TEClot PT-B): Reconstitute individual vials with **1,7 ml** distilled water.

Storage & Stability

Unopened vials are stable until the expiration date shown on the label stored at 2°-8°C.

Dissolved plasma change analytic levels below 10% if stored as following:

-20 °C	2-8 °C	20-25 °C
1 month	8 hours	4 hours

Dissolved plasma can be refrozen only one time in aliquots (120-150µL). Stored at -20°C in closed polypropylene tubes, the aliquots must be used within 30 days.

Precautions

This product contains substance from human origin!
Avoid contact with skin and eyes. Wear suitable protective clothing. Dispose components in compliance with local regulations for infectious material. All components are checked for HIV, HBV and HCV. However products from human blood should be considered as potentially infectious.

Expected Results

Refer to "Certificate of Analysis".

Warranty

This product is warranted to perform in accordance with its labelling and literature. TECO disclaims any implied warranty of merchantability or fitness for any other purpose, and in no event will TECO be liable for any consequential damages arising out of aforesaid express warranty.

Symbols key:

Expiry date	In Vitro Diagnostica	Biological hazard	Catalogue Number	Consult accompanying documents
Store at 2-8°C	EU conformity	Manufacturer	Lot. Number	Authorized Representative

Verwendungszweck

Als abnormale Kontrolle für folgende Gerinnungstests verwenden:

PT, APTT, Thrombinzeit, Fibrinogen, Antithrombin und D-Dimer

Inhalt

10 x 1mL gefriergetrocknetes mit Zitrat versetztes gerinnungshemmendes Humanplasma

Vorbereitung

Die einzelnen Fläschchen mit 1,0ml destilliertem Wasser anlösen. Fläschchen bei Raumtemperatur bis zur Anwendung unter gelegentlichen Verwirbeln 15 Minuten lang stehen lassen. Stellen Sie sicher, dass alle Partikel gut aufgelöst sind.

Vollblut PT (TEClot PT-B): einzelne Fläschchen mit 1,7ml destilliertem Wasser anlösen.

Lagerung und Stabilität

Ungeöffnete Fläschchen sind bei Lagerung zwischen 2-8°C zum bis auf dem Etikett angegebenen Verfallsdatum haltbar.

Gelöstes Plasma verändern die analytischen Levels unter 10% wenn wie folgt gelagert:

-20 °C	2-8 °C	20-25 °C
1 Monat	8 Stunden	4 Stunden

Gelöstes Plasma kann einmalig wiedereingefroren werden. Die Aliquots (120-150µL) sind 30 Tage haltbar, wenn sie in polypropylen Gefäßen bei -20°C aufbewahrt werden.

Vorsichtsmaßnahmen

Dieses Produkt enthält Substanzen humanen Ursprungs! Haut- und Augenkontakt vermeiden. Angemessene Schutzkleidung tragen. Abfälle laut lokaler Regelungen für infektiöse Materialien entsorgen. Alle Bestandteile wurden auf HIV, HBV und HCV getestet. Trotzdem müssen Produkte aus menschlichem Blut immer als potentiell infektiös angesehen werden.

Erwartete Ergebnisse

Lesen Sie das Analysenzertifikat

Garantie

Es wird garantiert, dass die Wirkungsweise dieses Produkts den Angaben auf der Packung und in der Produktliteratur entspricht. TECO haftet weder für die Verkäuflichkeit oder Eignung dieses Produktes für irgendwelche andere Zwecke noch für irgendwelche Folgeschäden, die sich aus der vorstehenden, expliziten Garantie ergeben.

Erklärung der Symbole:

Verfallsdatum	In-Vitro Diagnostik	Biologische Gefahr	Katalog-Nummer	Begleitpapiere beachten
Bei 2-8°C lagern	EU Konformität	Hersteller	Lot. - Nummer	Bevollmächtigter

Intended Use

Use as a calibrator or normal control for following coagulation tests:

**PT, APTT, Thrombin time, Fibrinogen,
Factors: II, V, VII, VIII, IX, X, XI, XII,
Antithrombin, Protein-C, free Protein-S,
D-Dimer**

Contents

5 x 1 mL freeze dried citrate-anticoagulated human plasma

Preparation

Reconstitute individual vials with **1,0 ml** distilled water. Allow to stand at room temperature, with occasional swirling, for 15 min before use. Be certain all particulate matter is well dissolved.

PT whole blood (TECLOT PT-B CAT=A0260 xxx): Reconstitute individual vials with **1,7 ml** distilled water.

Storage & Stability

Unopened vials are stable until the expiration date shown on the label stored at 2°-8°C.

Dissolved plasma change analytic levels below 10% if stored as following:

-20 °C	2-8 °C	20-25 °C	37°C
30 days	24h	8h	2 hours

Dissolved plasma can be refrozen only one time in aliquots (120-150µL). Stored at -20°C in closed polypropylene tubes, the aliquots must be used within 30 days.

Precautions: Potential Biohazardous material

This product contains substance from human origin! Avoid contact with skin and eyes. Wear suitable protective clothing. Dispose components in compliance with local regulations for infectious material. All components are checked for HIV, HBV and HCV. However products from human blood should be considered as potentially infectious.

Performance Characteristics:

Refer to "Certificate of Analysis".











Limitations:

The control plasma is subject to the limitations of the assay system (reagent + instrument). Results out of expected range may indicate deterioration, false test calibration or problems with one or more components of the test system

Warranty

This product is warranted to perform in accordance with its labelling and literature. TECO disclaims any implied warranty of merchantability or fitness for any other purpose, and in no event will TECO be liable for any consequential damages arising out of aforesaid express warranty.

Symbols key:

 Expiry date	 In Vitro Diagnostica	 Biological hazard	 Catalogue Number	 Consult accompanying documents
 Store at 2-8°C	 EU conformity	 Manufacturer	 Lot. Number	 Authorized Representative



Verwendungszweck

Als Kalibrator oder Normalkontrolle für folgende Gerinnungstests verwenden:

**PT, APTT, Thrombinzeit, Fibrinogen,
Faktoren: II, V, VII, VIII, IX, X, XI, XII,
Antithrombin, Protein-C, freies Protein-S,
D-Dimer**

Inhalt

5 x 1mL gefriergetrocknetes mit Zitrat versetztes gerinnungshemmendes Humanplasma

Vorbereitung

Die einzelnen Fläschchen mit 1,0ml destilliertem Wasser anlösen. Fläschchen bei Raumtemperatur bis zur Anwendung unter gelegentlichen Verwirbeln 15 Minuten lang stehen lassen. Stellen Sie sicher, dass alle Partikel gut aufgelöst sind.

Vollblut PT (TEClot PT-B CAT=A0260 xxx): einzelne Fläschchen mit 1,7ml destilliertem Wasser anlösen.

Lagerung und Stabilität

Ungeöffnete Fläschchen sind bei Lagerung zwischen 2-8°C zum bis auf dem Etikett angegebenen Verfallsdatum haltbar.

Gelöstes Plasma verändern die analytischen Levels unter 10% wenn wie folgt gelagert:

-20 °C	2-8 °C	20-25 °C	37°C
30 Tage	24 Stunden	8 Stunden	2 Stunden

Gelöstes Plasma kann einmalig wiedereingefroren werden. Die Aliquots (120-150µL) sind 30 Tage haltbar, wenn sie in polypropylen Gefäßen bei -20°C aufbewahrt werden.

Vorsichtsmaßnahmen: Potentiell infektiöses Material

Dieses Produkt enthält Substanzen humanen Ursprungs! Haut- und Augenkontakt vermeiden. Angemessene Schutzkleidung tragen. Abfälle laut lokaler Regelungen für infektiöse Materialien entsorgen. Alle Bestandteile wurden auf HIV, HBV und HCV getestet. Trotzdem müssen Produkte aus menschlichem Blut immer als potentiell infektiös angesehen werden.

Erwartete Ergebnisse

Lesen Sie das Analysenzertifikat











Einschränkungen:

Das Kontrollplasma unterliegt den Einschränkungen der verwendeten Reagenzien und Geräte. Ergebnisse außerhalb des Sollbereichs können verursacht werden durch abgelaufene Materiale, ungültige Methodenkalibration oder Problemen an Reagenz, Gerät oder Zubehör.

Garantie

Es wird garantiert, dass die Wirkungsweise dieses Produkts den Angaben auf der Packung und in der Produktliteratur entspricht. TECO haftet weder für die Veräußerlichkeit oder Eignung dieses Produktes für irgendwelche andere Zwecke noch für irgendwelche Folgeschäden, die sich aus der vorstehenden, expliziten Garantie ergeben.

Erklärung der Symbole:

 Verfallsdatum	 In-Vitro Diagnostik	 Biologische Gefahr	 Katalog-Nummer	 Begleitpapiere beachten
 Bei 2-8°C lagern	 EU Konformität	 Hersteller	 Lot. - Nummer	 Bevollmächtigter

