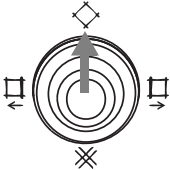
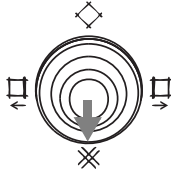


C-leaf Collimator (Optional)

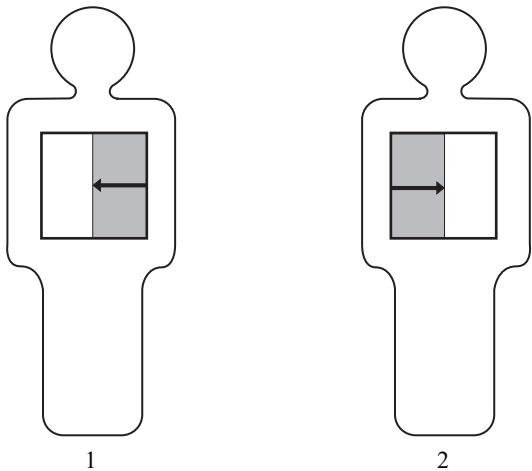
Use the collimator open/close switch on the remote console to adjust the irradiation field.

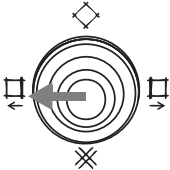
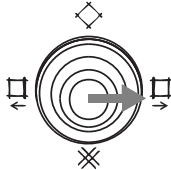
Enlarge Irradiation Field	Reduce Irradiation Field
<p>Tilt backward the collimator open/close switch.</p>  <p>Pushing the collimator open/close switch opens the aperture to the full. It opens up to circumscribed octagon to FPD.</p>	<p>Tilt forward the collimator open/close switch.</p> 

4

Independent Mask Collimator (Optional)

You can use the collimator open/close switch on the remote console to block only a side of horizontal irradiation field, regardless of the horizontal aperture status. It can limit the exposure to the region of interest, especially when performing radiography for an arm or leg.



Enlarge right blocking area (1)	Enlarge left blocking area (2)
<p>Tilt leftward the collimator open/close switch.</p>  <p>Pushing the collimator open/close switch opens the aperture to the full. Tilting it rightward reduces the blocking area.</p>	<p>Tilt rightward the collimator open/close switch.</p>  <p>Pushing the collimator open/close switch opens the aperture to the full. Tilting it leftward reduces the blocking area.</p>



The blocking area is up to the center. You cannot use the both blocking plates at the same time.