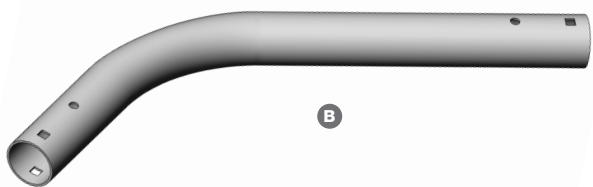
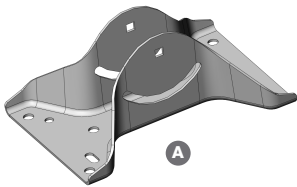




# Installation Guide

Universal Antenna Mount  
Model: UB-AM




Contents	Qty.
<b>A</b> Base	1
<b>B</b> Pole	1
<b>C</b> M6 pivot bolt	1
<b>D</b> M6 adjusting bolt	2
<b>E</b> M6 serrated flange nut	3

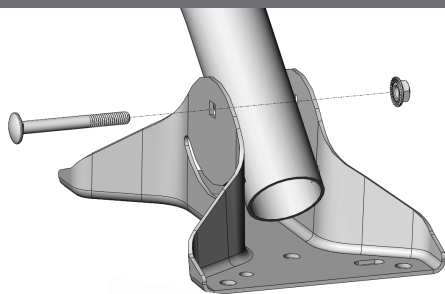
**Tools Required for Mounting**  
10mm wrench (Qty. 1)

\* Products may be different from pictures and are subject to change without prior notice

## 1 Install the base to the mounting surface



## 2 Install the pole to the base using pivot bolt



## 3 Install adjusting bolts

