


LIAOCHENG RAY FINE TECHNOLOGY CO.,LTD.

SUPPLIER: LIAOCHENG RAY FINE TECHNOLOGY CO.,LTD.

ADDRESS : No.177th, Dongchang Dong Road, Liaocheng City, Shandong Province,China, 252000



FREE ITEMS LIST

USB disk 	Foot switch 	Power cable 
USB cable 	Position bar 	Spare screw 
Goggles 	Test card 	Hexagonal tool 
Ruler 	Laser report 	Bag 


MACHINE CONFIGURATION


PICTURE	NAME	DESCRIPTION
	laser source	Brand:Raycus Stable, low failure rate and short pulse setup time
	Galvo head	High quality XY motor with fast response and small deviation With dual red dots to assist you find the focal length
	F-theta lens	300x300mm lens (optional)
	Control card	BJCZ card
	Power supply	Switching power supply, stable performance
	Control software	EZCAD 2 control software Support install on Windows7/8/10


MACHINE PARAMETER

Product name	Laser marking machine
Laser source	Raycus
Laser power	30w
Laser wavelength	1064nm
Marking area	70x70mm ---- 300x300mm
Marking depth	≤1.5mm (depending on engraving time)
Marking speed	7000mm/s
Minimum marking character	0.1mm visible
Control card	BJJCZ
Control software	EZCAD 2
Control software support	Vector graphics, Bitmap, DXF and other file formats
Control software operation	Windows 7 / 8 / 10
Machine work voltage	AC110V 60HZ , AC220V 50HZ, ±10%
Machine Power consumption	<700W
Machine cooling way	Air cooling
Machine dimension	100*54*107cm
Machine weight	About 1250KG

MACHINE DETAIL PICTURES








Large Working Area

———— 300 x 300 mm ————



Compared to the conventional closed one-piece
with a larger working area, more different work can be carried out.

C L O S E D


Control Panel

The panels are clear and easy to operate



Each major component has an independent control button, galvanometer, lifting and lowering speed can be independently controlled, further improving the working experience of the staff.

APPLICATION



PACKING METHOD AND DETAILS

Packing wooden box : 100*54*107 cm / Gross weight: 125 KG

- *Cleaning the laser marking machine
- *Winding waterproof membrane to the laser marking machine
- *Filled with pearl cotton
- *Finally use the fixing strap to reinforce the wooden box

OUR SERVICE

*We provide free YouTube operation videos and PDF English manuals.

*We have professional after-sales technicians who can assist through WeChat, Email, WhatsApp, Video, Teamviewer.

*Before the machine is packaged in our Chinese factory, we will do a 24hour Continuity test, and all the engrave parameters will be saved in the U disk. When you receive the machine, connect to the computer and you can use the laser directly.